

NEWSLETTER TRANSPLANT

International figures
on donation and
transplantation
2015



EDQM
Volume 21
2016

INTERNATIONAL FIGURES ON ORGAN, TISSUE & HEMATOPOIETIC STEM CELL DONATION & TRANSPLANTATION ACTIVITIES. DOCUMENTS PRODUCED BY THE COUNCIL OF EUROPE EUROPEAN COMMITTEE (PARTIAL AGREEMENT) ON ORGAN TRANSPLANTATION (CD-P-TO). YEAR 2015

Editor: Rafael Matesanz

NATIONAL DATA PROVIDED BY:

AUSTRIA

Dave Green (ET)

BELGIUM

Luc Colenbie

Dave Green (ET)

BULGARIA

Violetta Marinkova

CROATIA

Martina Anušić Juričić

Dave Green (ET)

CYPRUS

Michael Hadjigavriel

CZECH REPUBLIC

Michaela Vrbová

DENMARK

Ilse Duus Weinreich (SKT)

Frank Pedersen (SKT)

ESTONIA

Peeter Dmitriev

FINLAND

Ilse Duus Weinreich (SKT)

Frank Pedersen (SKT)

FRANCE

Christelle Cantrelle

GERMANY

Brigitte Ossadnik

Dave Green (ET)

GREECE

Konstantina Tsaroucha

HUNGARY

Sándor Mihály

IRELAND

Ciara Norton

ITALY

Andrea Ricci

Francesca Puoti

LATVIA

Janis Jushinskis

LITHUANIA

Vita Petronytė

LUXEMBURG

Dave Green (ET)

MALTA

Paul Calleja

NETHERLANDS

Dave Green (ET)

POLAND

Piotr Malanowski

PORTUGAL

Catarina Bolotinha

ROMANIA

Dan Adrian Luscalov

SLOVAKIA

Danile Kuba

Magdaléna Krátka

SLOVENIA

Dave Green (ET)

SPAIN

Elisabeth Coll

Carmen Martín

David Uruñuela

Silvia Martín

SWEDEN

Ilse Duus Weinreich (SKT)

Frank Pedersen (SKT)

UNITED KINGDOM

Lydia Iyamu Perisanidou

(ET) EUROTRANSPLANT

Members: Austria, Belgium, Croatia, Germany, Hungary, Luxemburg, Netherlands and Slovenia

(SKT) SCANDIATRANSPLANT

Members: Denmark, Finland, Norway, Sweden and Iceland

ARMENIA

Ashot Sarkissian

AUSTRALIA

Byron Arcia

AZERBAIJAN

Shahlar Nasirov

BELARUS

Nikolay Yakovets

BOSNIA AND HERZEGOVINA

Lada Sarajlić

CANADA

Michael Turner

Juliana Wu

GEORGIA

Gia Tomadze

ICELAND

Ilse Duus Weinreich (SKT)

Frank Pedersen (SKT)

IRAN

Katayoun Najafzadeh

ISRAEL

Tamar Ashkenazi

MACEDONIA

Goce Spasovski

MALAYSIA

Hirman Ismail

MOLDOVA

Igor Codreanu

MONTENEGRO

Marina Ratkovic

NEW ZEALAND

Kylie Hurst

NORWAY

Ilse Duus Weinreich (SKT)

Frank Pedersen (SKT)

RUSSIA

Gabbasova Laylay

SUDAN

Mahmoud Obeid

SWITZERLAND

Franziska Beyeler

SYRIA

Bassam Saeed

TURKEY

Mehmet Ali Aydin

UKRAINA

Vitaliy Sobokar

USA

John Rosendale

(MTN) MEDITERRANEAN TRANSPLANT NETWORK

Algeria, Cyprus, Egypt, France, Greece, Israel, Italy, Lebanon, Lybia, Malta, Morocco, Palestine, Spain, Syria, Tunisia and Turkey

ARGENTINA

Carlos Soratti

www.grupopuntacana.org

BRAZIL

Heder Murari Borba

www.grupopuntacana.org

CHILE

<http://www.trasplante.cl/>

www.grupopuntacana.org

COLOMBIA

M^a Angélica Salinas

www.grupopuntacana.org

COSTA RICA

César A. Gamboa

www.grupopuntacana.org

CUBA

Alexander Mármol

www.grupopuntacana.org

DOMINICAN REPUBLIC

Fernando R. Morales

Alexander Altman

www.grupopuntacana.org

ECUADOR

Rubén D. Chiriboga

www.grupopuntacana.org

GUATEMALA

Rudolf García-Gallont

www.grupopuntacana.org

HONDURAS

Rubén Galeas

www.grupopuntacana.org

MEXICO

J. Salvador Aburto

www.grupopuntacana.org

PANAMA

Cesar J. Cuero

Camilo Chong

www.grupopuntacana.org

PARAGUAY

Hugo A. Espinoza C.

www.grupopuntacana.org

PERU

Mariela Delgado

www.grupopuntacana.org

URUGUAY

Milka Bengochea

www.grupopuntacana.org

VENEZUELA

Evelyn Alonzo

www.grupopuntacana.org

GRUPO PUNTA CANA

Argentina, Bolivia, Brazil, Chile, Colombia, Costa Rica, Cuba, Dominican Republic, Ecuador, El Salvador, Spain, Guatemala, Honduras, Mexico, Nicaragua, Panama, Paraguay, Peru, Portugal, Puerto Rico, Uruguay and Venezuela

www.grupopuntacana.org

Organización Nacional de Trasplantes (ONT) – Spain

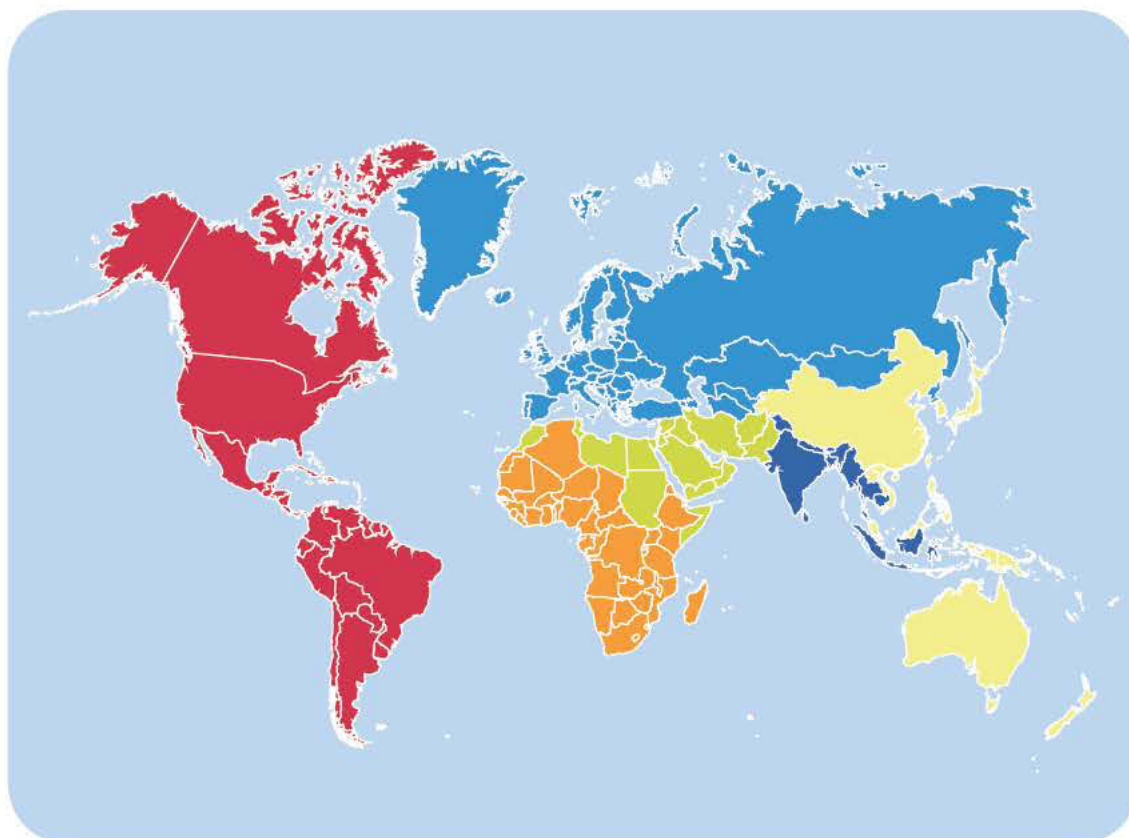
Rafael Matesanz

Beatriz Mahillo

Marina Álvarez

Mar Carmona

NEWSLETTER TRANSPLANT 2016



CONTENTS

• Introduction	3
• International Figures On Organ Donation And Transplantation Activity. Year 2015	5
• International Data On Organ Donation And Transplantation Activity, Waiting List And Family Refusals. Year 2015	35
• International Data On Tissues And Hematopoietic Stem Cell Donation And Transplantation Activity. Year 2015	51
• Global Observatory On Donation And Transplantation	61

FOR THE PURPOSES OF THIS NEWSLETTER THE FOLLOWING DEFINITIONS WERE USED:

Actual deceased organ donor

An actual deceased organ donor is a person from whom at least one organ has been recovered for the purpose of transplantation, in contrast to a utilised donor, who is an actual donor from whom at least one organ has been transplanted. The number of utilised donors is therefore lower or equal than the number of actual donors.

Donor after brain death

A donor after brain death (DBD) is a deceased organ donor in whom death has been determined by neurologic criteria.

Donor after circulatory death

A donor after circulatory death (DCD) is a deceased organ donor in whom death has been determined by circulatory and respiratory criteria.

Multiorgan donor

A multiorgan donor is an actual donor from whom at least two different types of organs have been recovered for the purpose of transplantation.

Total TX. (all combinations included)

Includes the transplantation of the corresponding organ with or without the simultaneous transplant of a different type of organ (s).

Double-kidney TX.

One double-kidney TX. is counted as 1 TX.

TX. from living donors

A living donor is a living human being from whom organs have been recovered for the purpose of transplantation. A Living Donor has one of the following three possible relationships with the recipient:

A/ Related:

A1/ Genetically Related:

1st Degree Genetic Relative: Parent, Sibling, Offspring

2nd Degree genetic relative, e.g. grandparent, grandchild, aunt, uncle, niece, nephew,

Other than 1st or 2nd degree genetically related, for example cousin

A2/ Emotionally Related: Spouse (if not genetically related); in-laws; Adopted; Friend

B/ Unrelated = Non Related: Not Genetically or Emotionally Related

Heart-lung TX.

One heart-lung TX. is counted as 1 lung TX., 1 heart TX. and 1 heart-lung TX.

Double-lung TX.

One double-lung TX. is counted as 1 TX.

Total number of patients transplanted

For more than one organ transplanted into the same recipient: kidney-liver-heart TX. = counted as one recipient.

Absolute number

Include all figures corresponding to all donors/ patients adults and children.

Paediatric

Includes only paediatric activity (patients aged < 15 years).

Waiting List

Example: At 1/1/2011 there were 200 patients active on the WL. Along the year, 100 patients are newly included on the WL (first row). In total, 300 patients have been ever active on the WL during the year (second row). Along the year, 200 patients were transplanted (number recorded in a different questionnaire), 50 patients remain active at the end of the year (third row), 25 patients died (fourth row) and 25 patients were excluded (number not to be reported, but derived from previous figures).

Patients included on the WL for the first time in the course of 2014	100
Total number of patients ever active on the WL during 2014	300
Patients awaiting for a transplant (only active candidates) on 31/12/2014	50
Patients who died while on the WL during 2014	25

(*The United Nations Population Fund report (UNFPA: <http://www.unfpa.org/public/>) is used as the data source for estimates of population size)

TRANSPLANT NEWSLETTER – COUNCIL OF EUROPE, A LOOK INTO THE PAST AND THE FUTURE

RAFAEL MATESANZ

Director ONT – Editor TRANSPLANT NEWSLETTER 1993-2016

Organs tissues and cells donation and transplantation is a very sensitive topic for public opinion. Its relevance clearly exceeds the scope of health care provision, and deal with legal, ethic, organisational and communication aspects. The fact that transplantation often involves life or death decisions and that scarcity of organs represent the limiting factor of these therapies makes a real difference with other technologies. International cooperation seems particularly necessary in this field, and **the Council of Europe** was the first international organism to create in 1988 an official and permanent forum for experts in organisational aspects of organs and tissue transplantation (the **SP-CTO**). **The Committee of Experts on the Organisational Aspects of Cooperation in Organ Transplantation** was set up following the **3rd Conference of European Health Ministers in Paris in 1987** on the ethical, organisational and legislative aspects on organ transplantation.

The first meeting was also held in **Paris 1988**, and **Professor Jacques Hors (Paris, France)** was elected its first chairman. During the first years, every country member or transplant organization (only 6 at the beginning) provided a short report with the more relevant data about legislation, activities and so on. There was not a standard way to give this information and just the compilation of all these reports, even without editing, became the embryo of the future publication of the committee.

I became a member of SP-CTO **in 1989 and I was honoured to chair this committee for seven years (1995-2000 and 2003-2005) and vice chair other two (2005-2007)**. The outstanding work of SP-CTO in the field of organ, tissues and cells donation and transplantation for many years has served as a model for other International Bodies in different parts of the world for setting standards, obtaining accurate data of activity, and implementing new forms of organization.

In **1993** (23 years ago) I became responsible of the edition of **TRANSPLANT NEWSLETTER**, with a main objective: to obtain and compare organ donation and transplantation activity data, in a standard and common way, from all country members. This was achieved for the first time with the data of **1995** and not only in Europe but also in other relevant countries such as USA, Canada or Australia. As a curiosity the now standard way to express these data as donors or transplants per million population

was adopted following the model of the countries included in SCANDIATRANSPLANT which used this methodology even during the eighties much before than other countries.

TRANSPLANT NEWSLETTER soon became the only official publication which provided data of organ donation and transplantation of, every day more and more countries all over the world. A wonderful example was Latin America. Thanks to the cooperation of professionals and authorities of Spanish and Portuguese speaking countries included in the **IBEROAMERICAN COUNCIL OF ORGAN DONATION AND TRANSPLANTATION**, which we created and can be perfectly considered as a reflex of this Committee at the other side of Atlantic Ocean, we get from the beginning of this century accurate data from all these countries.

In the same way, since 2008 and through the agreement between **WHO and ONT** to elaborate and manage the **GLOBAL OBSERVATORY OF ORGAN DONATION AND TRANSPLANTATION (GODT)**, we are obtaining the data from the other continents and express the summary in **TRANSPLANT NEWSLETTER**, which in this way has become a splendid publication with data from all over the world.

Information is an absolute need for taking decisions. It is a simple question of justice to thank all the people who provides these data every year from the different countries. We all are contributing to make these therapies everyday available to more and more people all over the world. Thank you also and very especial to the whole ONT staff which has made possible the edition of **TRANSPLANT NEWSLETTER** during almost a quart of century (**Blanca Miranda, Carmen Martín, Ana García, Marina Alvarez, Mar Carmona, Beatriz Mahillo** & many other, in fact the whole ONT staff) and will keep on doing in the future, of course if all the countries continue with its trust in our work.

After all these years of work in the field of transplantation, and fruitful cooperation with the Council of Europe, I am going to be retired in a few months, and leave the ONT and therefore all the international compromises, included those with the **Council of Europe, European Commission, RCIDT and WHO** in younger hands, with a very solid future. The edition of **TRANSPLANT NEWSLETTER** will remain as an institutional compromise of the


Spanish Ministry of Health and the ONT with the Council of Europe and other International Bodies with total independence of the persons which can be present in every moment.

And a final message: It is clear that in the field of transplantation, neither the problems nor the solutions can be isolated or concentrated in a single country or a limited group of them. Persons, goods and services are moving every day in a more free way, not just throughout Europe but every day through more and more countries in the world. For this reason it is particularly important a full agreement in the working lines of the different International bodies. The not-for-profit principle is not only a moral notion. There are serious risks involved when economic considerations enter the field. **The not-for-profit idea contributes to protection of the donor against the use of his or her body which could be detrimental to his/her health.** The not-for-profit idea also contributes

towards protecting the health of the recipient. It is a daily reality that one tends to become lenient on safety requirements when trade is involved. Besides, there are too many, often conflicting interests involved with transplantation which are used in health care, to be left entirely to voluntary commitment. So a comprehensive and harmonized regulation and a real and effective international cooperation is required in this field.

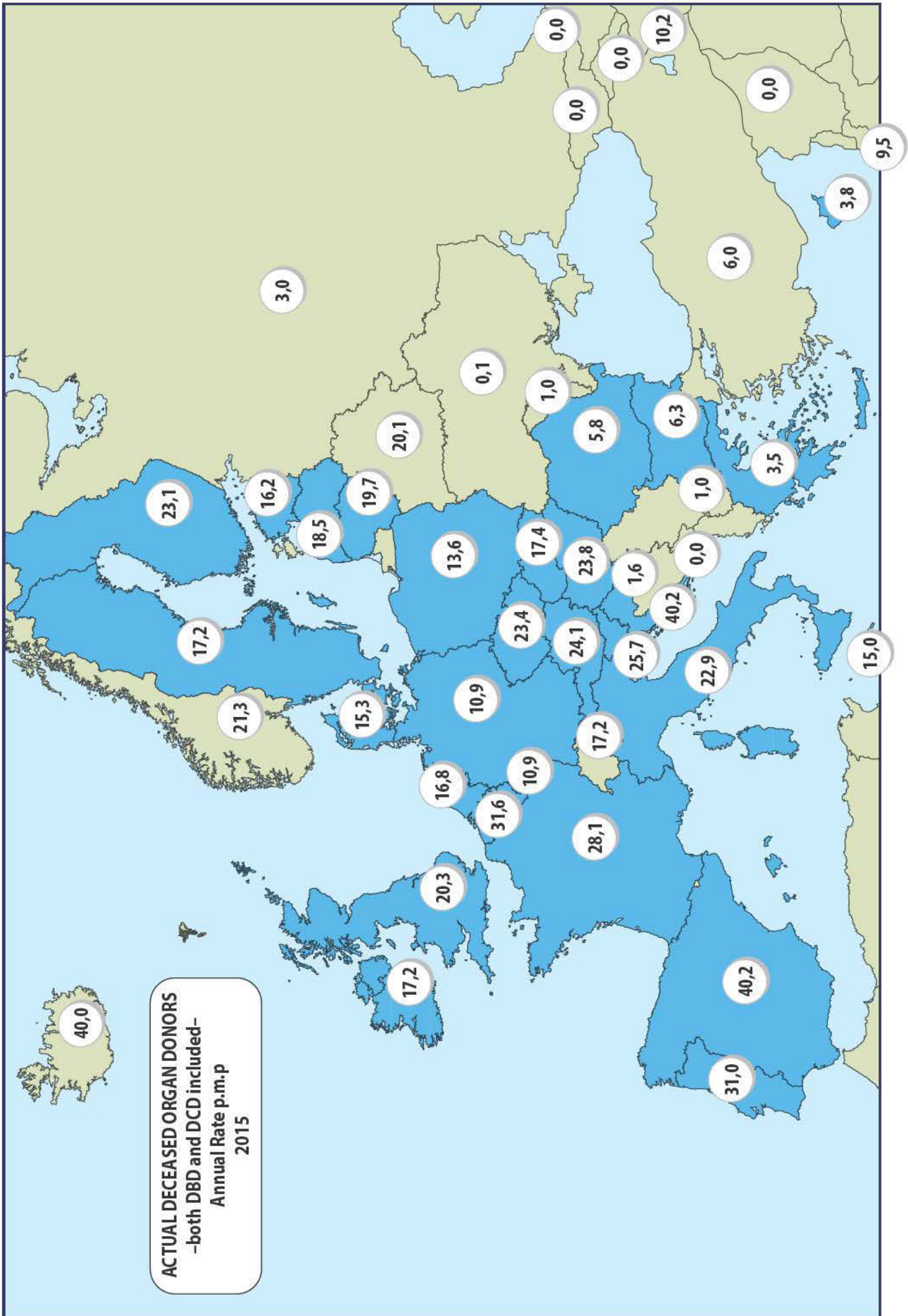
It is a responsibility of those countries which during the last decades have reached a good quantitative and qualitative level of activity, in organ and tissue transplantation, to help and give an adequate support to the new states which are now incorporating these therapies to their citizens.

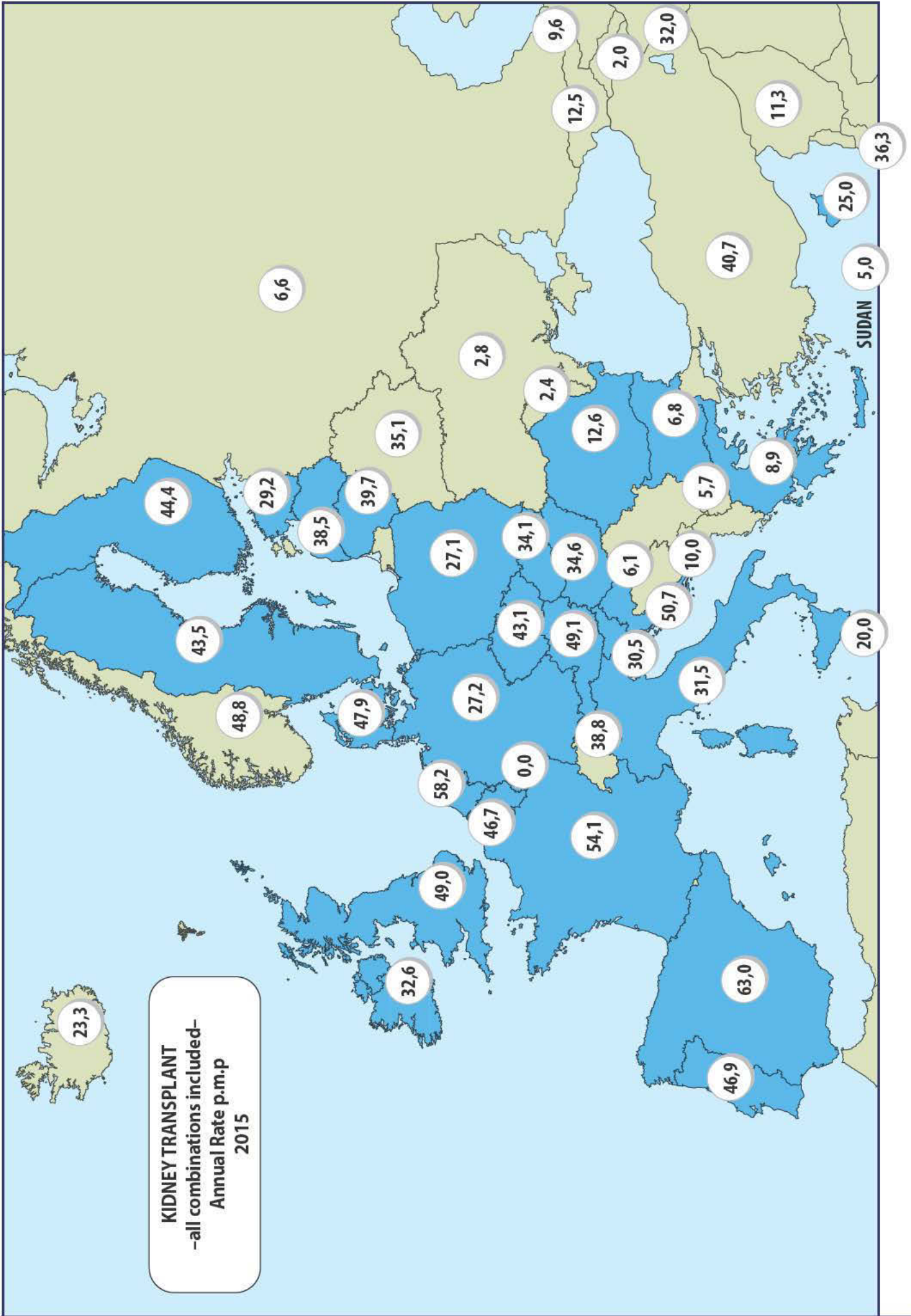
With my warmest wishes for the future and thanks for your understanding if any time we did not meet your expectations.



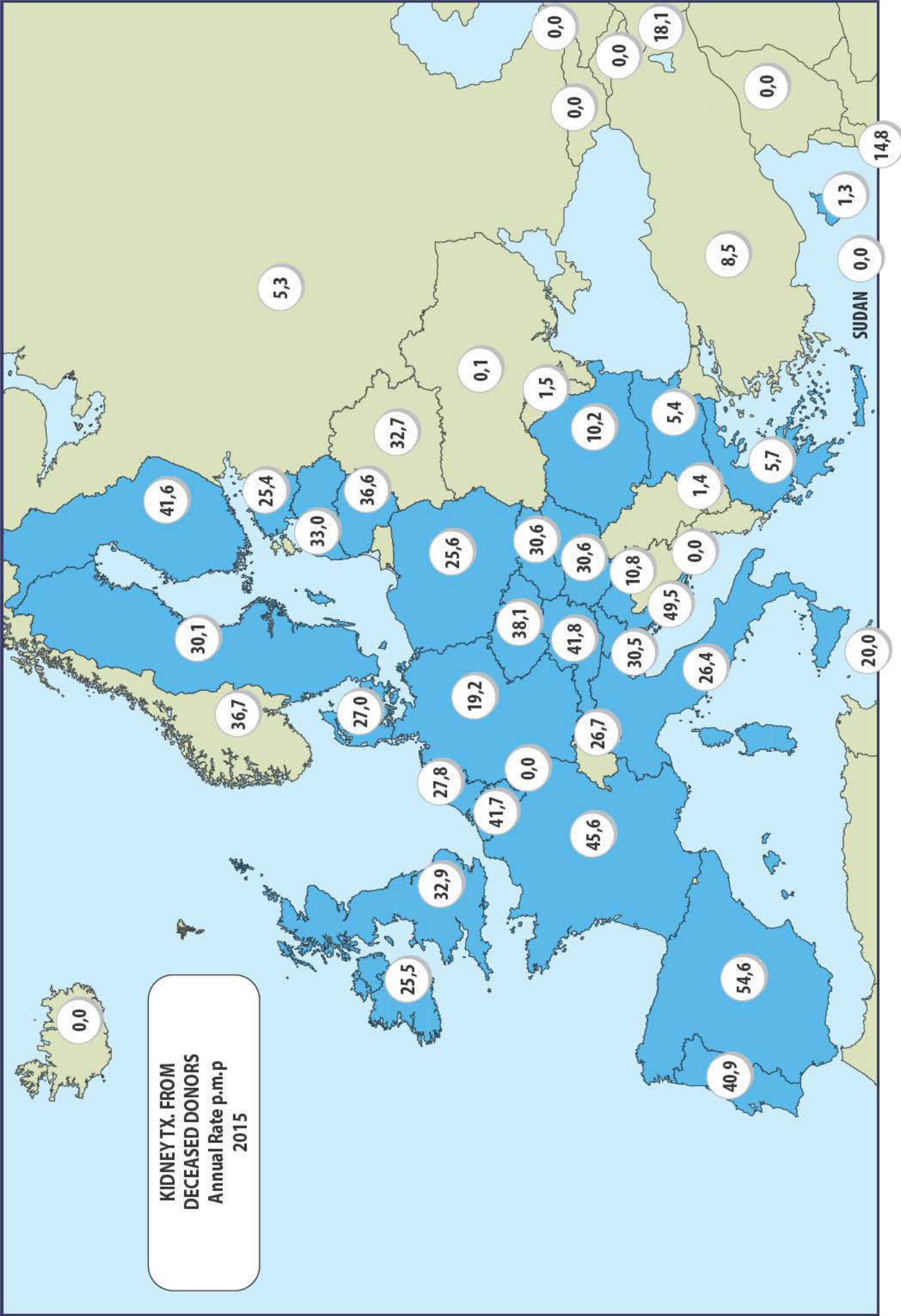
International Figures On Organ Donation And Transplantation Activity. Year 2015

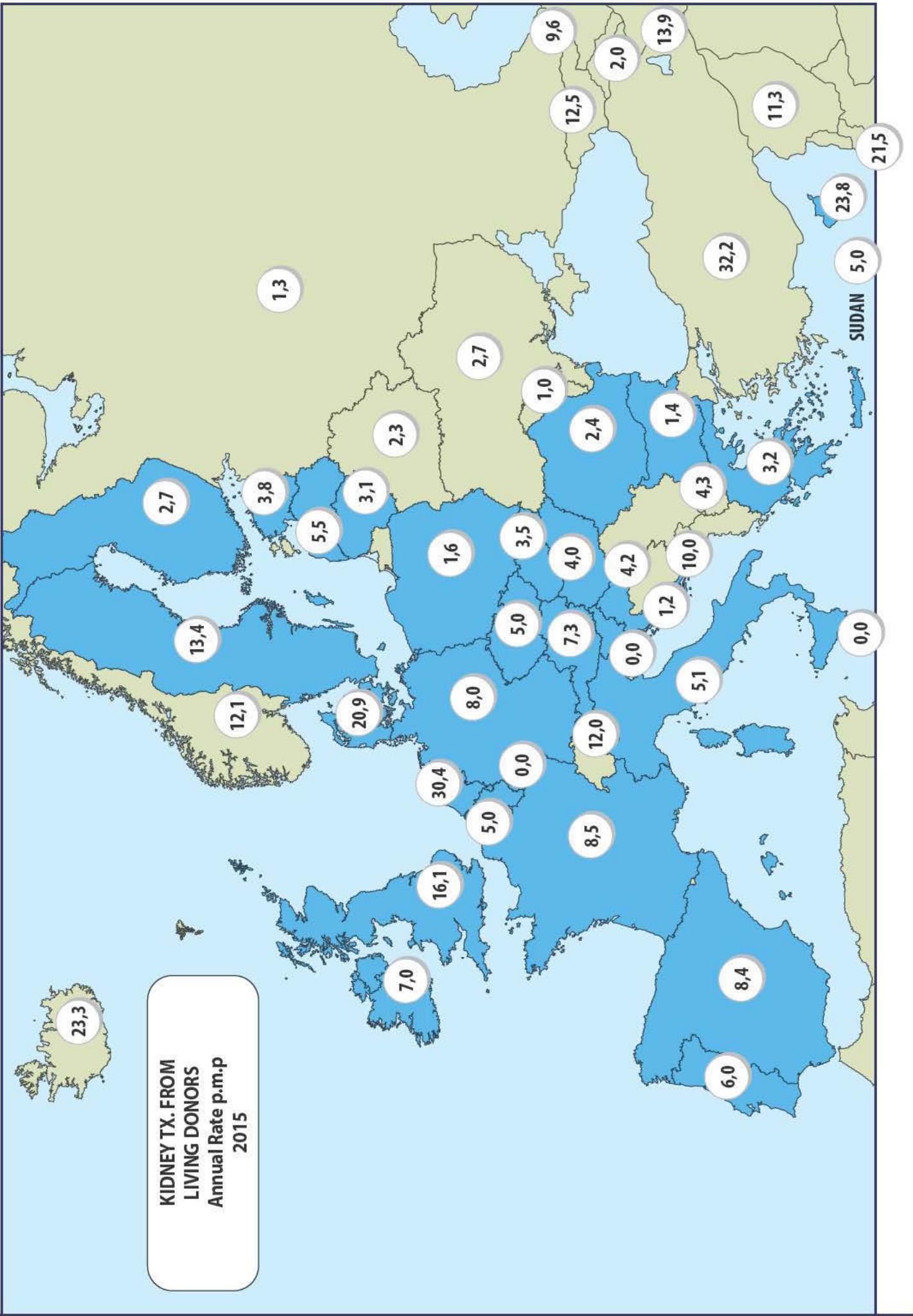




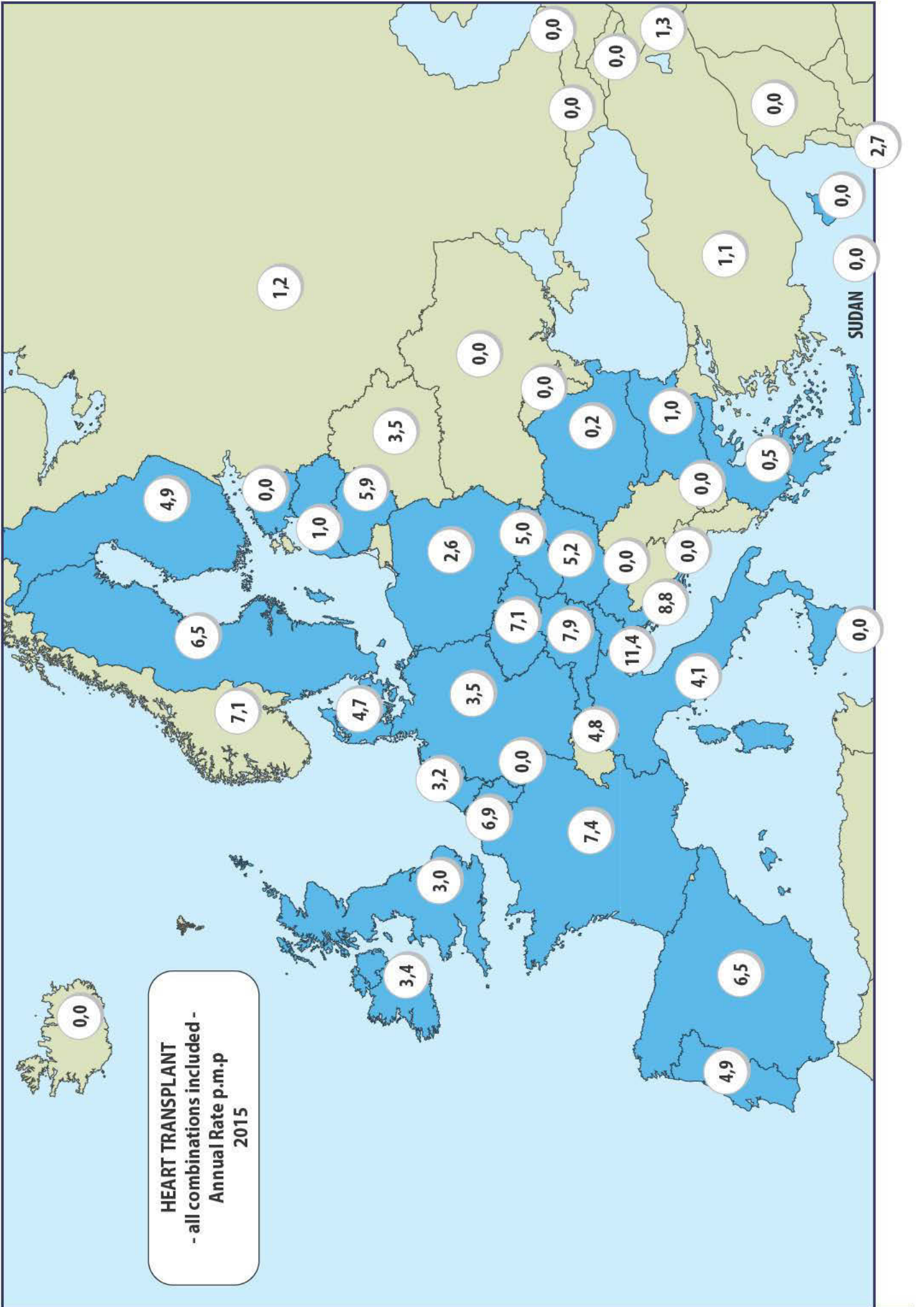


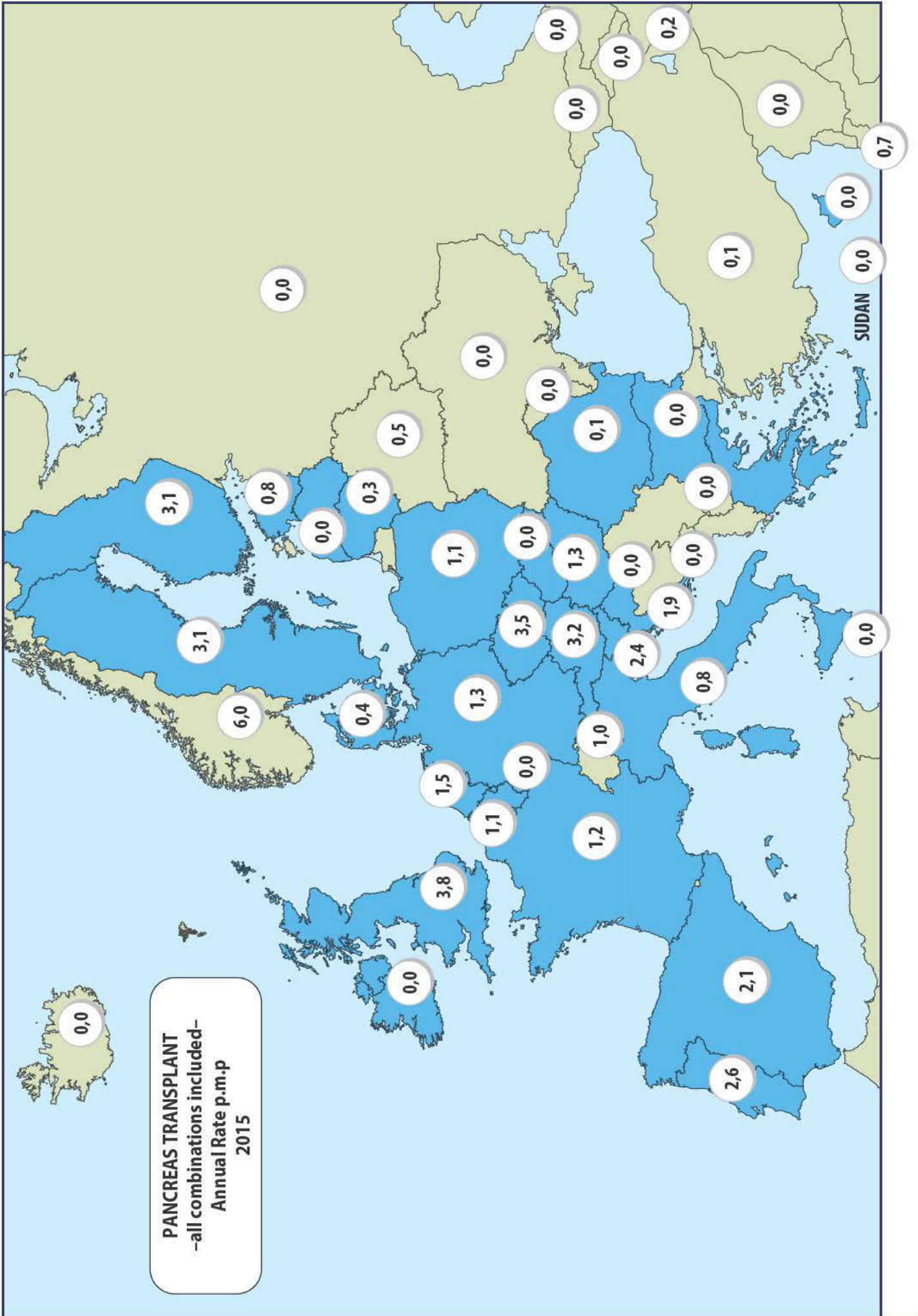
**KIDNEY TX. FROM
DECEASED DONORS
Annual Rate p.m.p
2015**

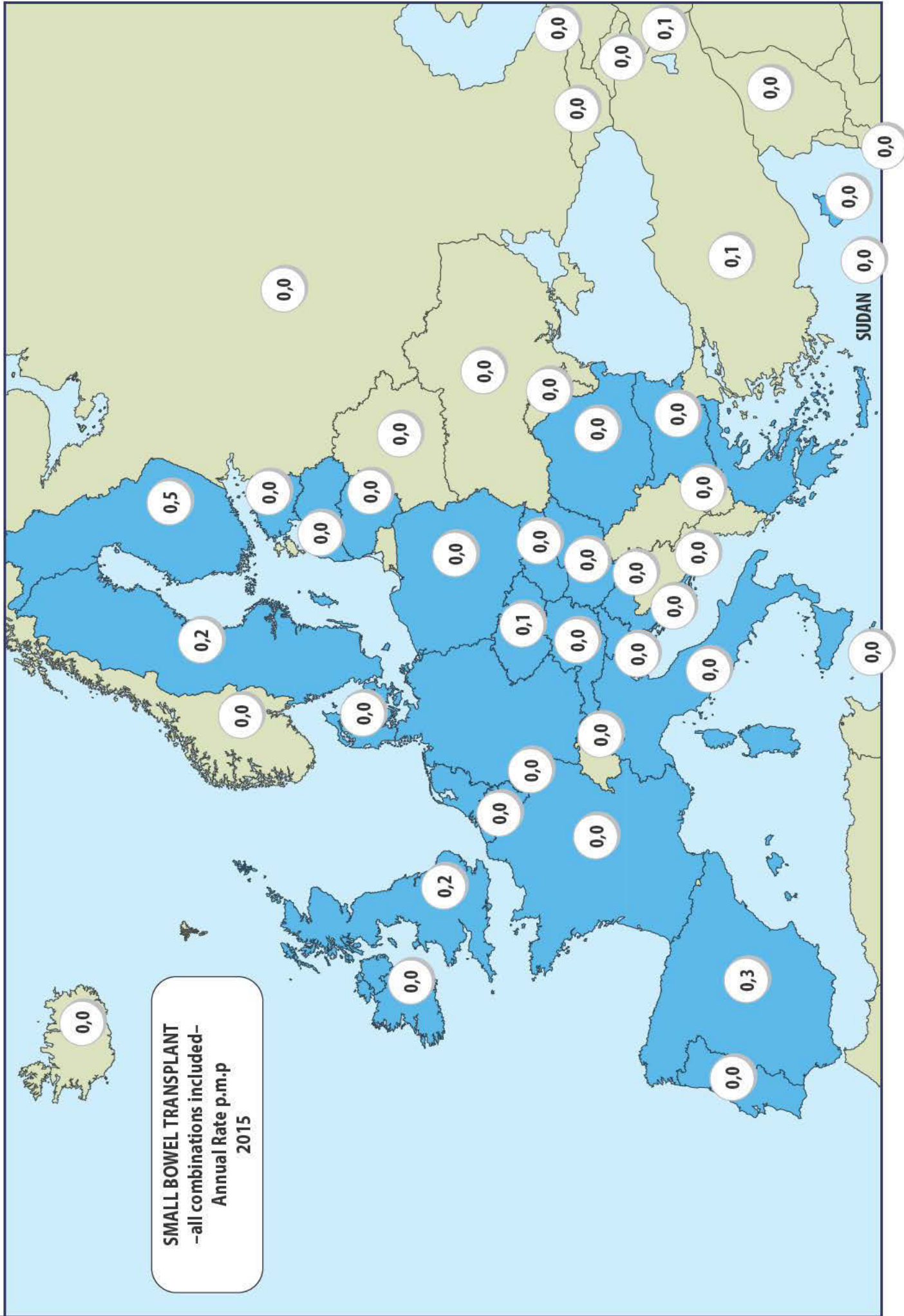


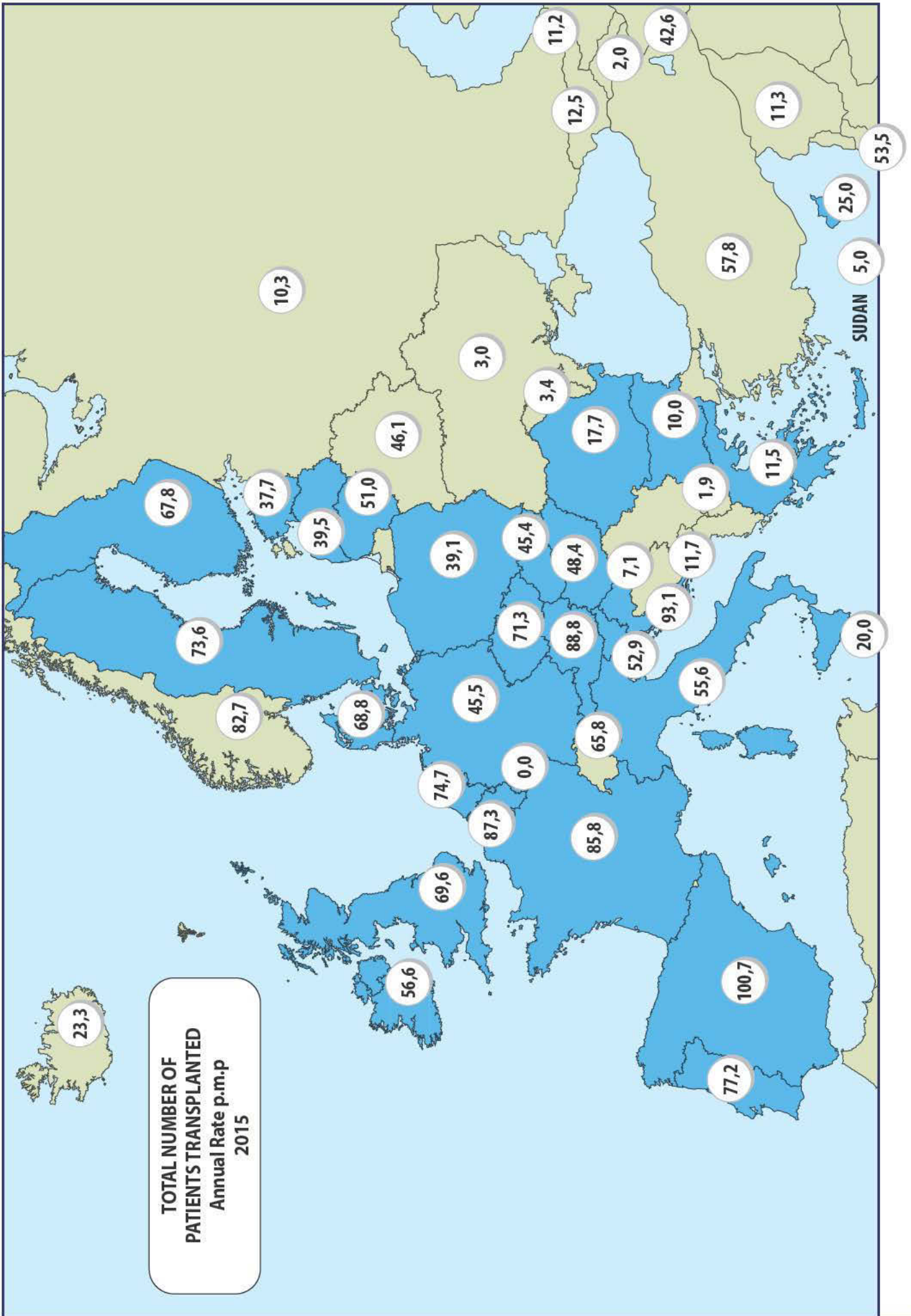


KIDNEY TX. FROM LIVING DONORS
Annual Rate p.m.p.
2015

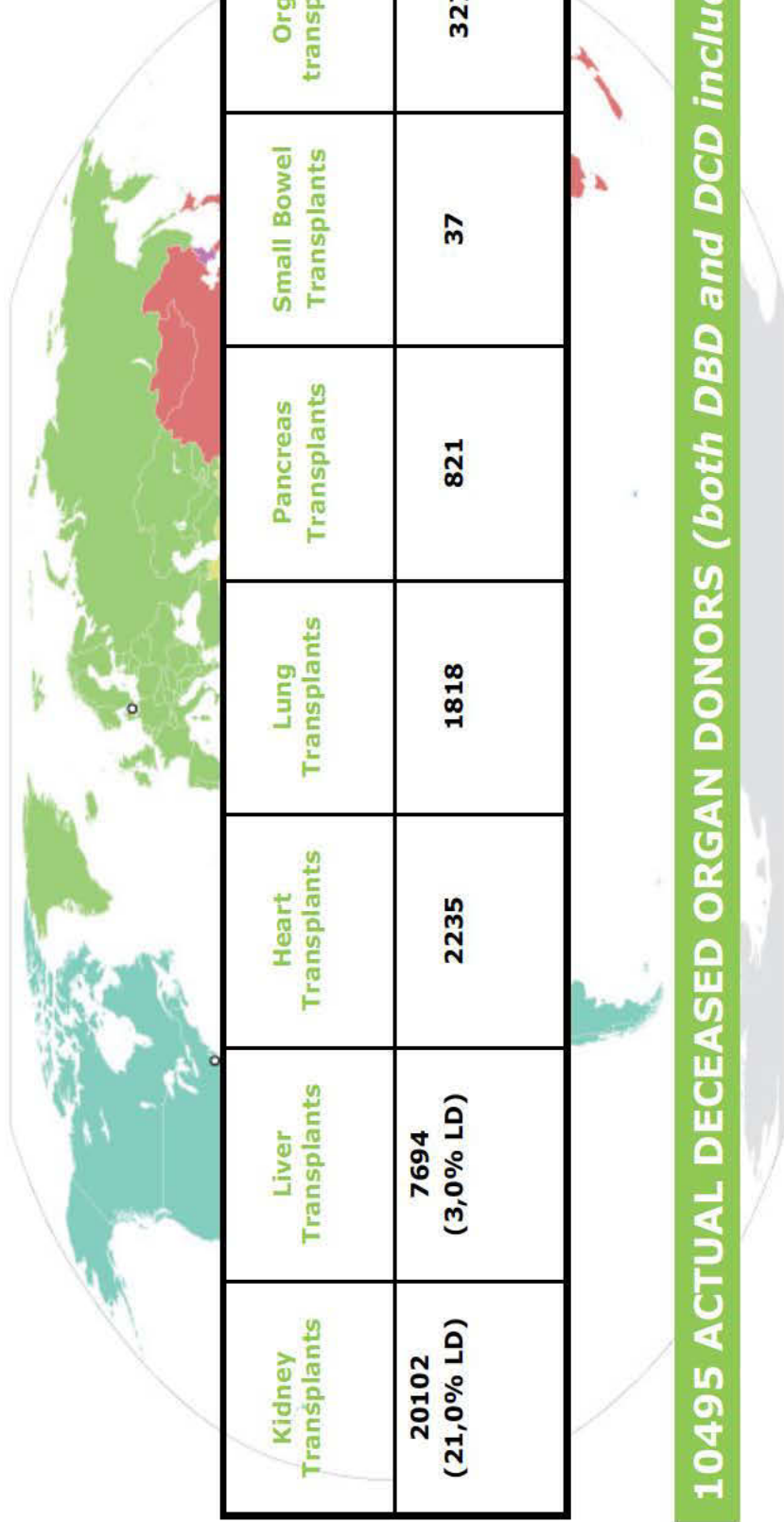








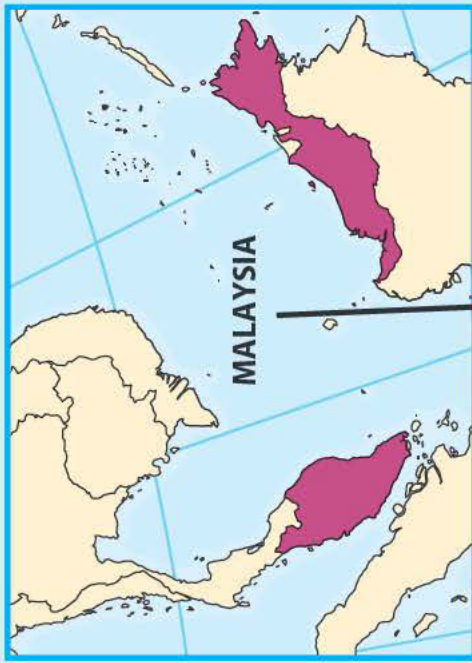
EUROPEAN UNION DATA



10495 ACTUAL DECEASED ORGAN DONORS (both DBD and DCD included)

***2015 data**

N= 28 COUNTRIES (504,7 million inhabitants)



Population (million inhabitants): UNFPA

Actual deceased organ donors—both DBD and DCD included—	Number	PMP
KIDNEY	30	1,0
Total TX.—all combinations included—	27	
TX. from living donors	31	1,0
Total TX.—all combinations included—	12	0,4
Total TX.—all combinations included—	1	0,0
Total TX.	1	0,0
Total TX.—all combinations included—	1	0,0
Total TX.—all combinations included—	0	0,0
Total TX.—all combinations included—	0	0,0
Total number of patients transplanted	97	3,2

Population (million inhabitants): UNFPA

Actual deceased organ donors—both DBD and DCD included—	Number	PMP
KIDNEY	53	1,8
Total TX.—all combinations included—	147	32,7
TX. from living donors	74	16,4
Total TX.—all combinations included—	48	10,7
Total TX.—all combinations included—	12	2,7
Total TX.	0	0,0
Total TX.—all combinations included—	23	5,1
Total TX.—all combinations included—	3	0,7
Total TX.—all combinations included—	0	0,0
Total number of patients transplanted	230	51,1

Population (million inhabitants): UNFPA

Actual deceased organ donors—both DBD and DCD included—	Number	PMP
KIDNEY	681	19,0
Total TX.—all combinations included—	1437	40,0
TX. from living donors	445	12,4
Total TX.—all combinations included—	526	14,7
Total TX.—all combinations included—	172	4,8
Total TX.	<5	<1,4
Total TX.—all combinations included—	279	7,8
Total TX.—all combinations included—	76	2,1
Total TX.—all combinations included—	<5	<1,4
Total number of patients transplanted	2492	69,4

Population (million inhabitants): UNFPA

Actual deceased organ donors—both DBD and DCD included—	Number	PMP
KIDNEY	18597	28,2
Total TX.—all combinations included—	5628	57,8
TX. from living donors	7127	22,1
Total TX.—all combinations included—	2819	8,8
Total TX.	15	0,0
Total TX.—all combinations included—	2072	6,4
Total TX.—all combinations included—	947	2,9
Total TX.—all combinations included—	141	0,4
Total number of patients transplanted	29851	92,8

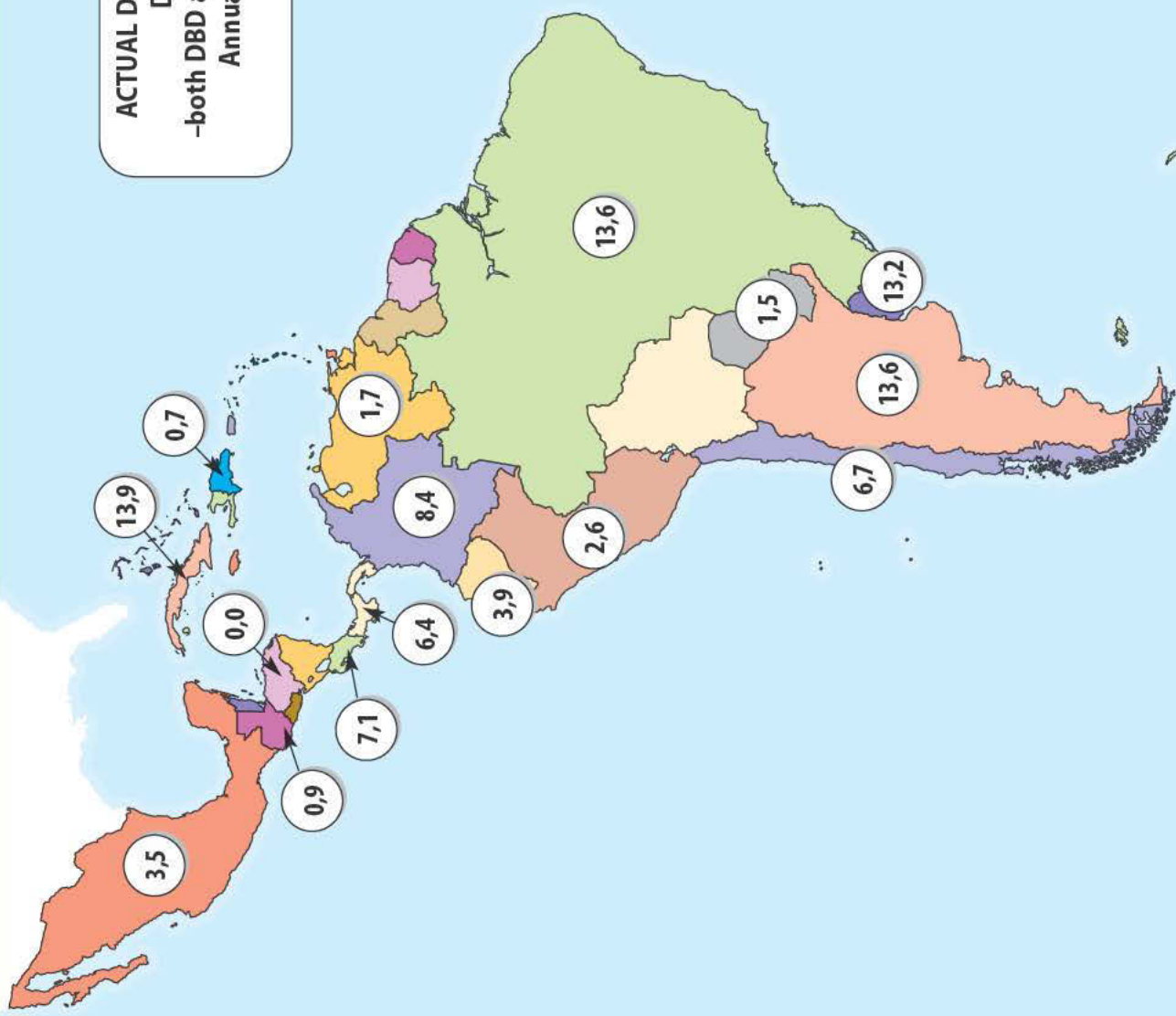


Population (million inhabitants): UNFPA

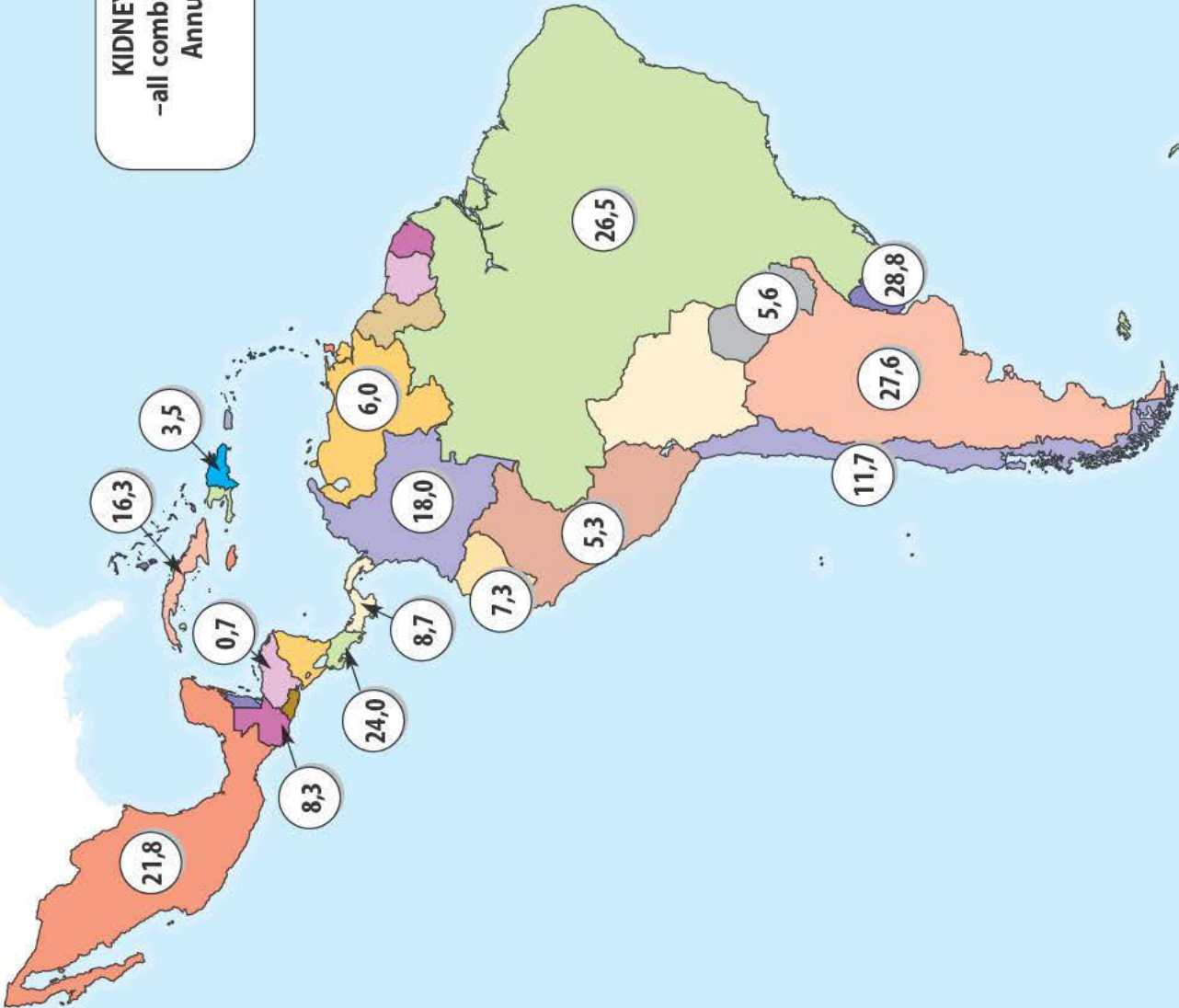
Actual deceased organ donors—both DBD and DCD included—	Number	PMP
KIDNEY	435	18,1
Total TX.—all combinations included—	945	39,4
TX. from living donors	242	10,1
Total TX.—all combinations included—	268	11,2
Total TX.—all combinations included—	95	4,0
Total TX.	2	0,1
Total TX.—all combinations included—	195	8,1
Total TX.—all combinations included—	45	1,9
Total TX.—all combinations included—	1	0,0
Total number of patients transplanted	1485	61,9



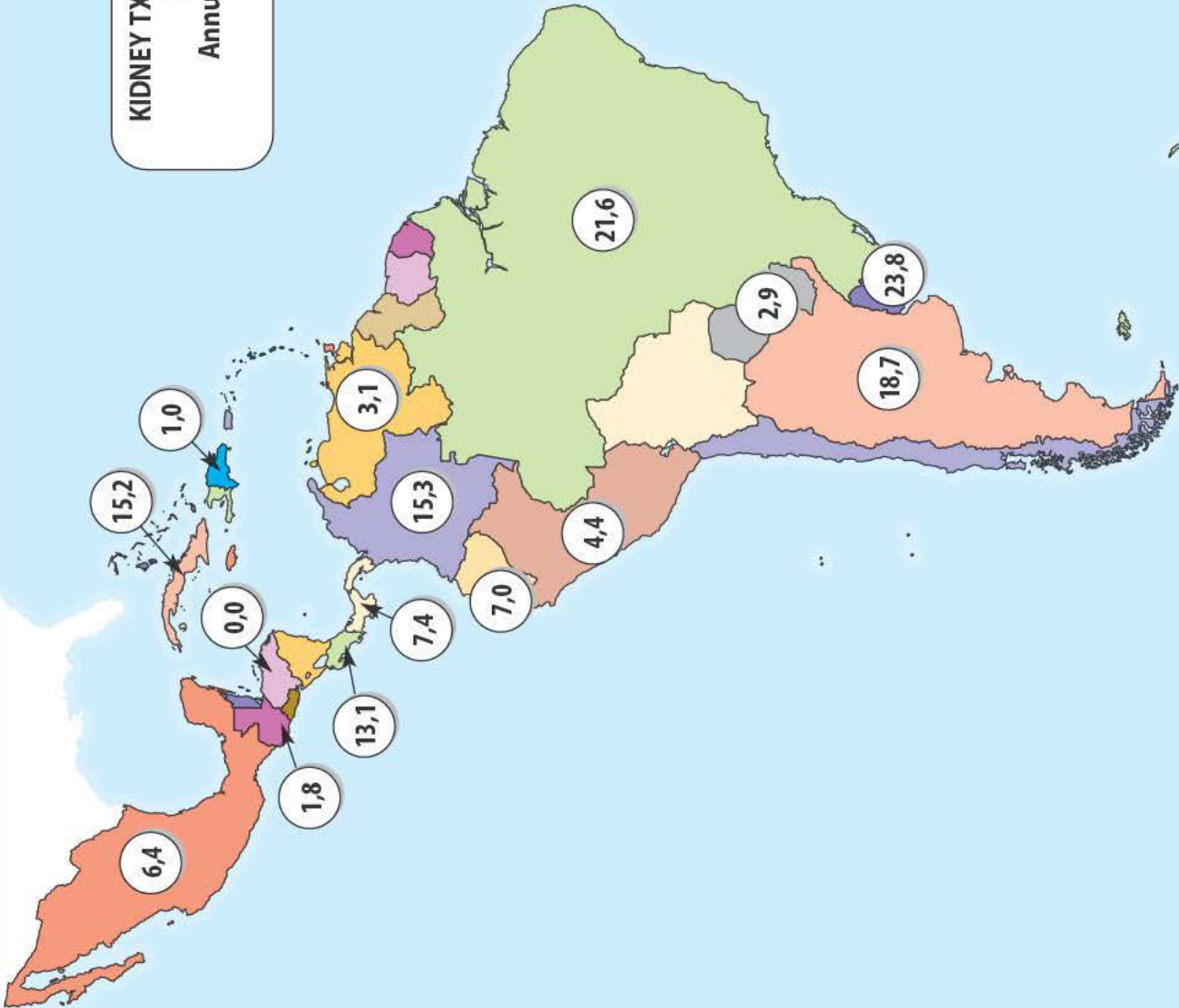
ACTUAL DECEASED ORGAN DONORS
 -both DBD and DCD included-
 Annual Rate p.m.p
 2015



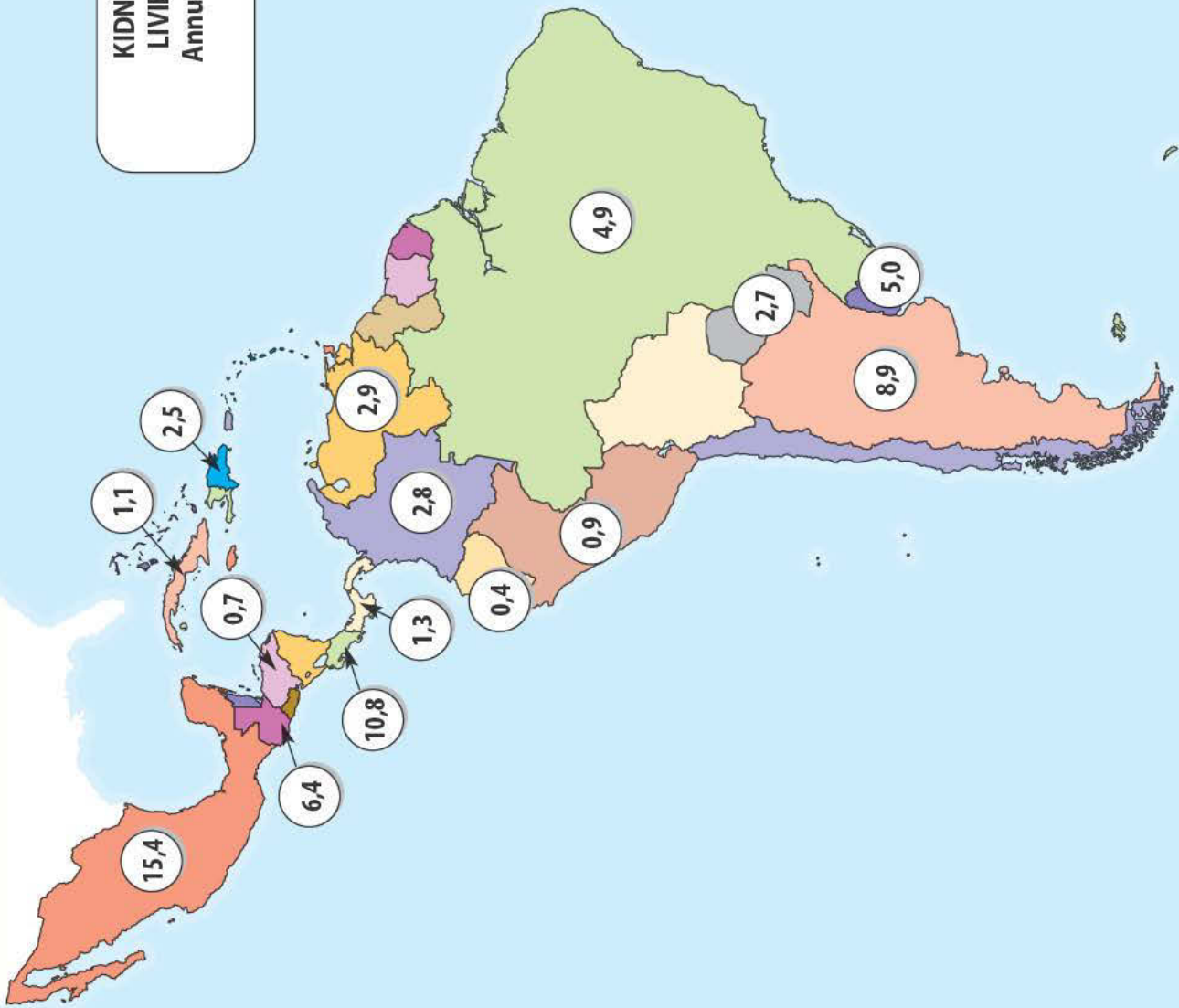
KIDNEY TRANSPLANT
-all combinations included-
Annual Rate p.m.p
2015



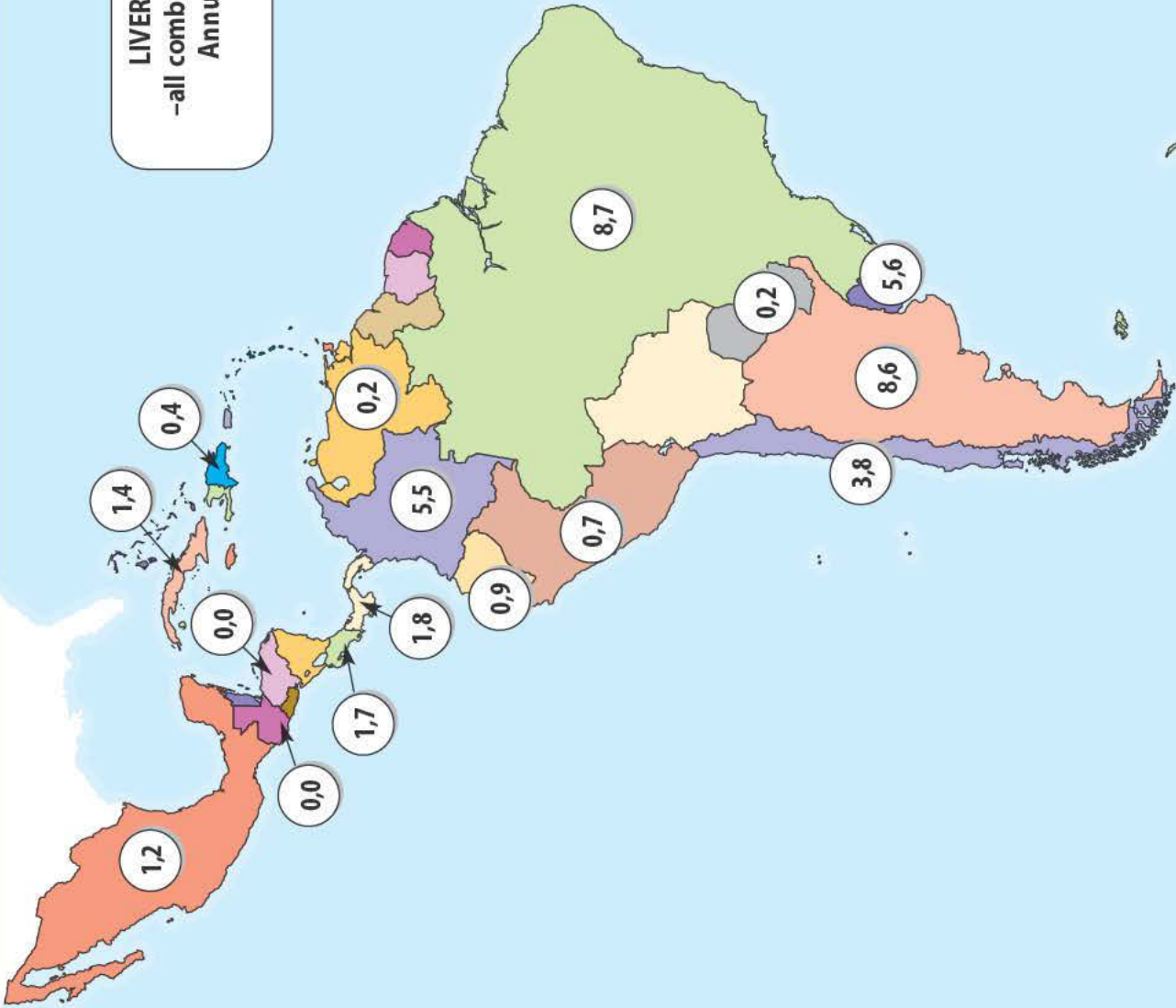
**KIDNEY TX. FROM DECEASED
DONORS
Annual Rate p.m.p
2015**



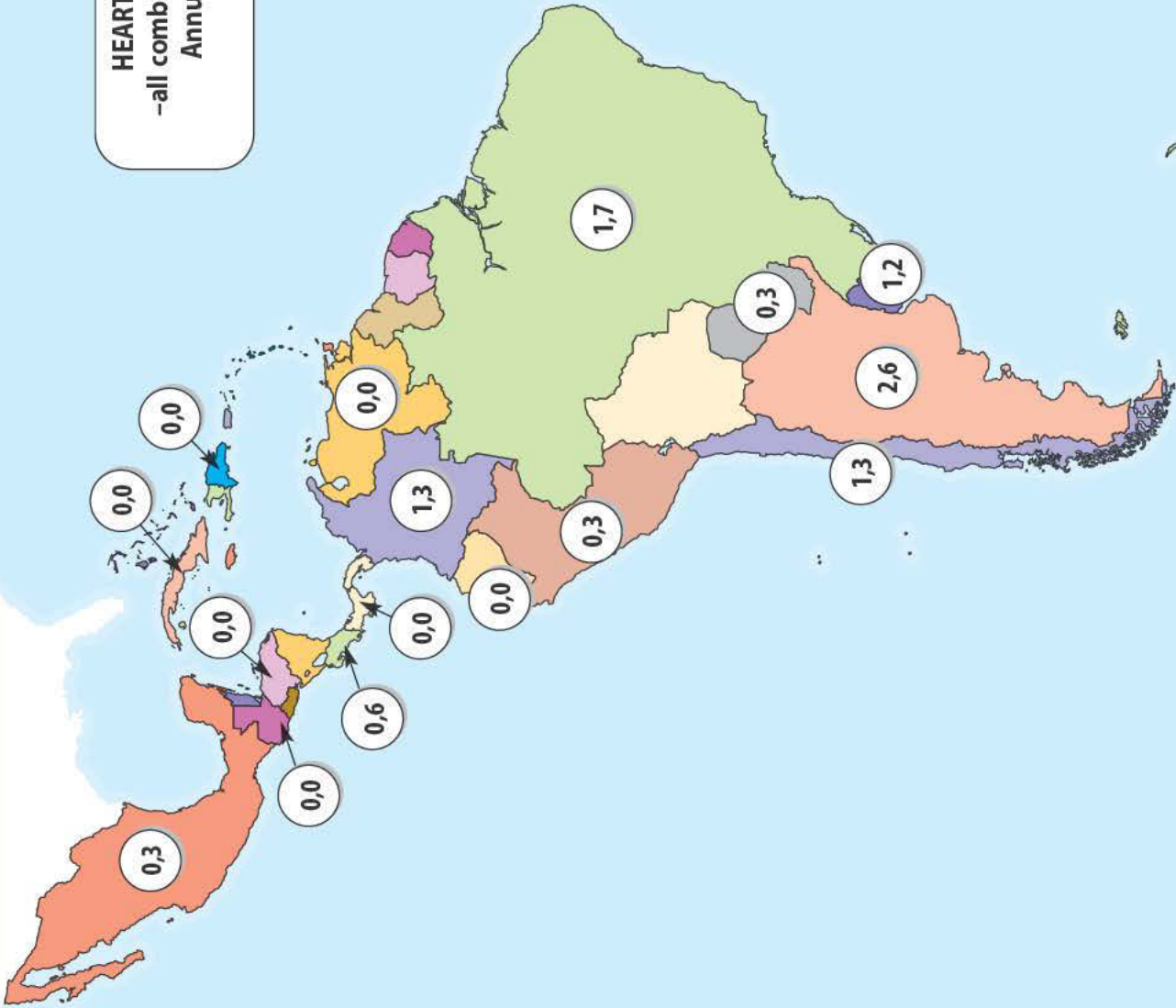
**KIDNEY TX. FROM
LIVING DONORS
Annual Rate p.m.p
2015**



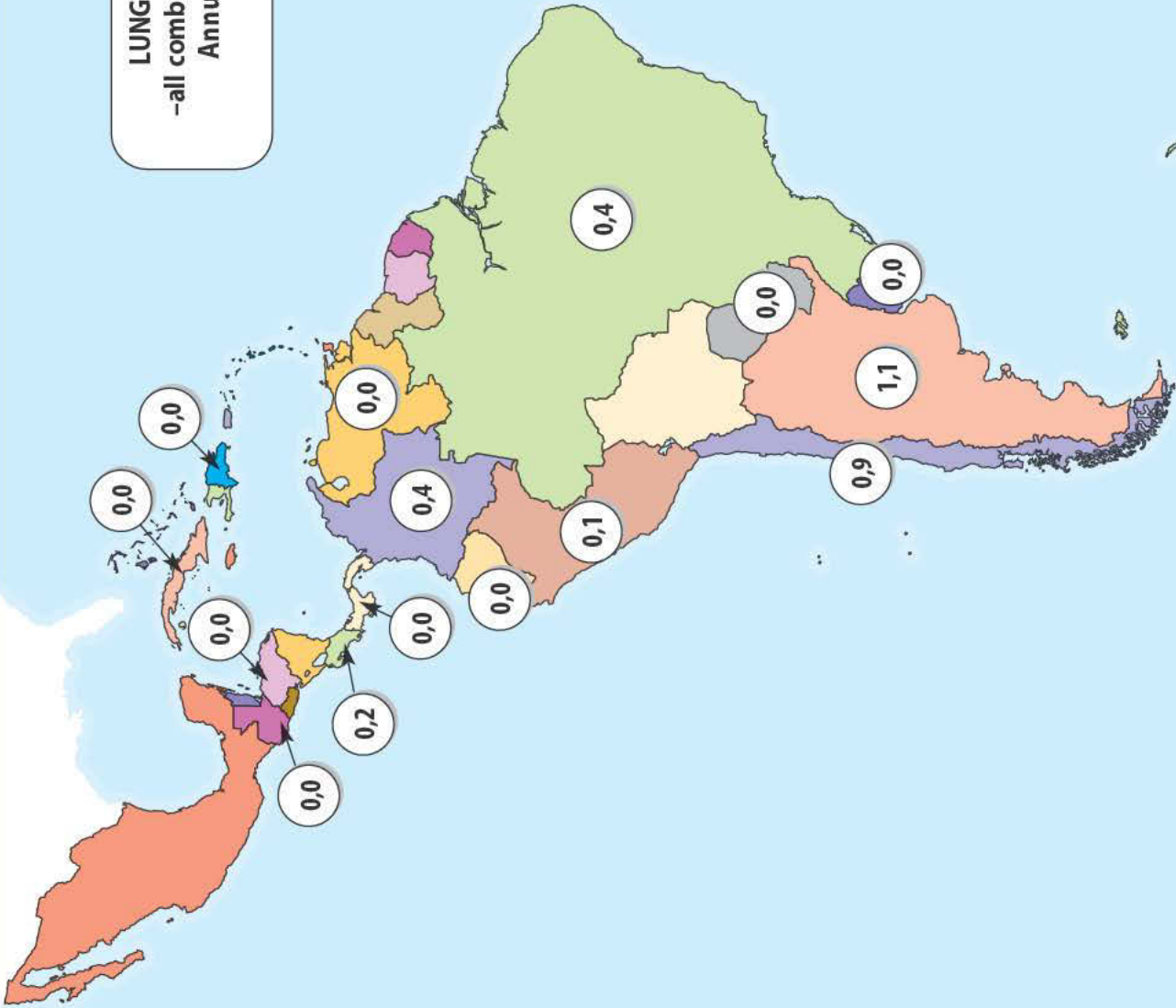
LIVER TRANSPLANT
--all combinations included--
Annual Rate p.m.p
2015



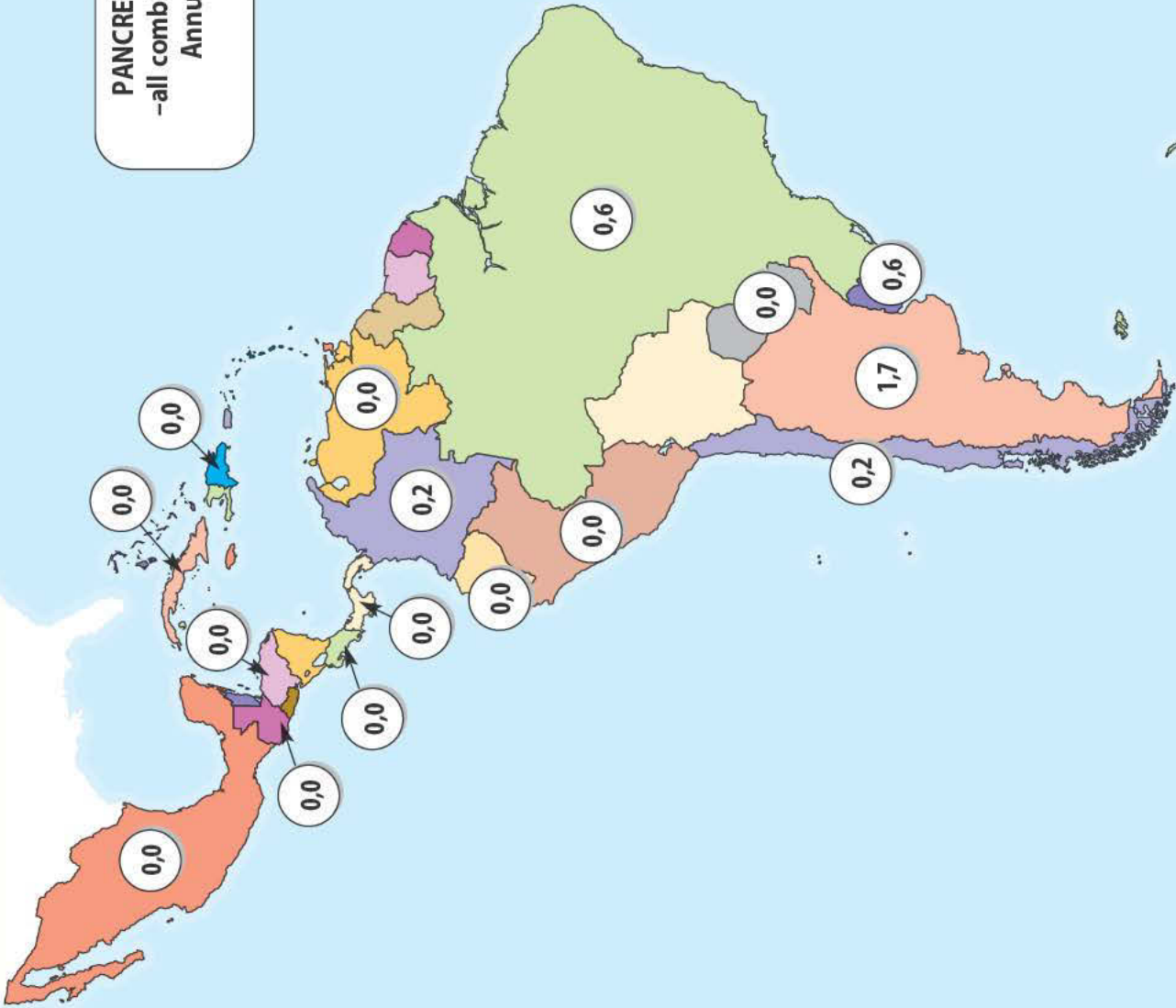
HEART TRANSPLANT
-all combinations included-
Annual Rate p.m.p
2015



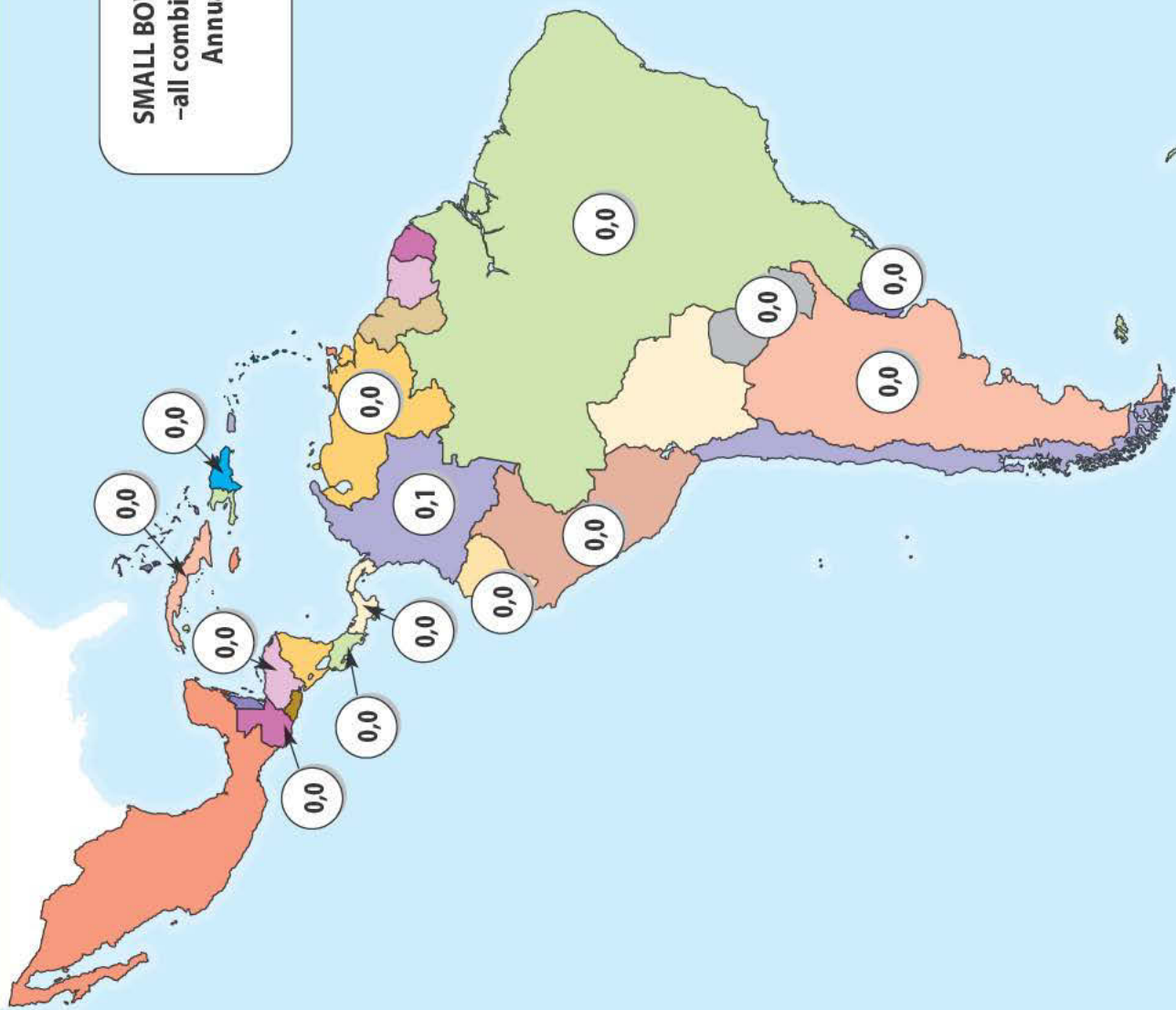
LUNG TRANSPLANT
--all combinations included--
Annual Rate p.m.p
2015



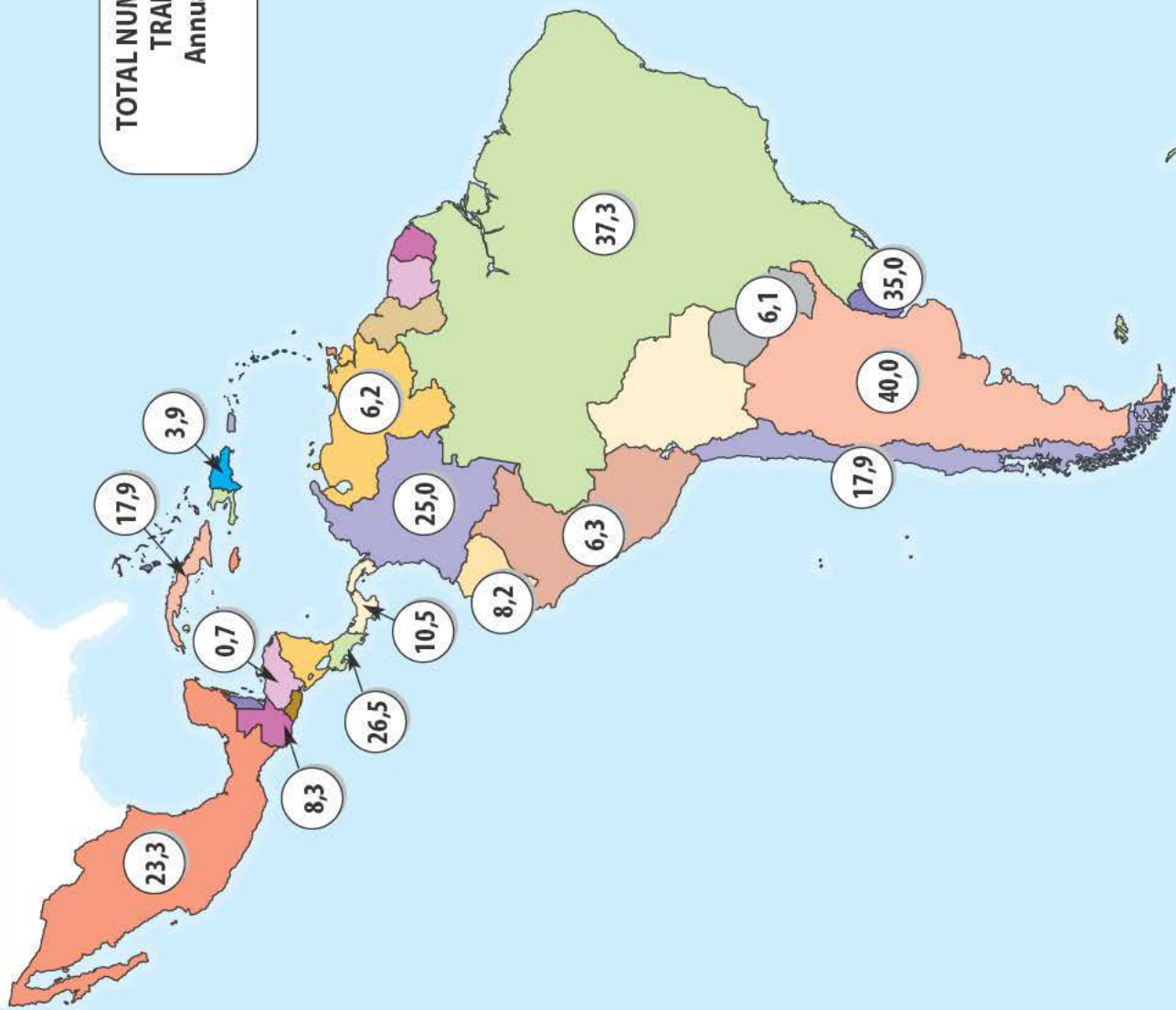
PANCREAS TRANSPLANT
-all combinations included-
Annual Rate p.m.p
2015



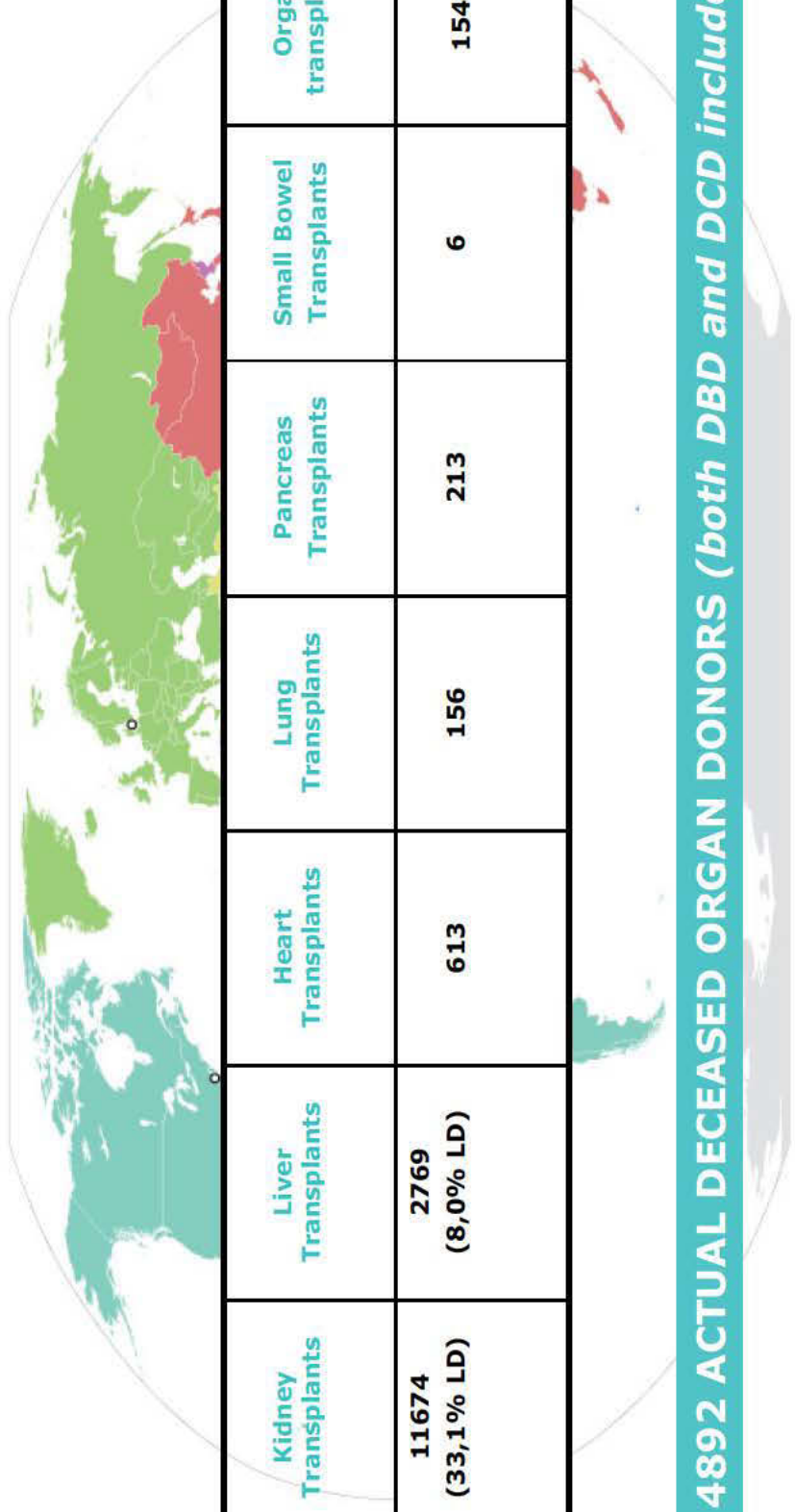
SMALL BOWEL TRANSPLANT
--all combinations included--
Annual Rate p.m.p
2015



**TOTAL NUMBER OF PATIENTS
TRANSPLANTED
Annual Rate p.m.p
2015**



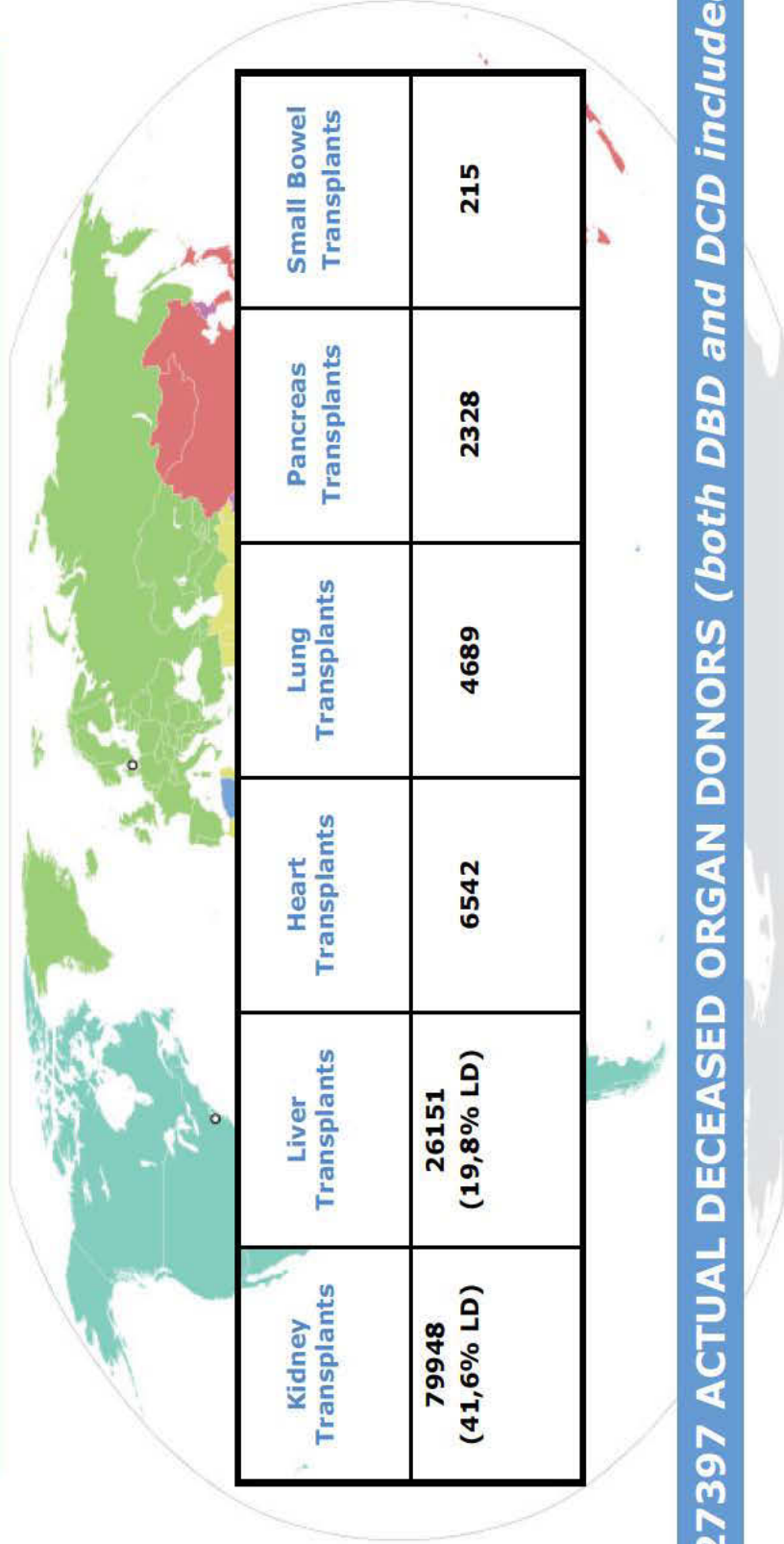
LATINAMERICAN COUNTRIES



4892 ACTUAL DECEASED ORGAN DONORS (both DBD and DCD included)

2015 data
N= 16 COUNTRIES (587,9 million inhabitants)

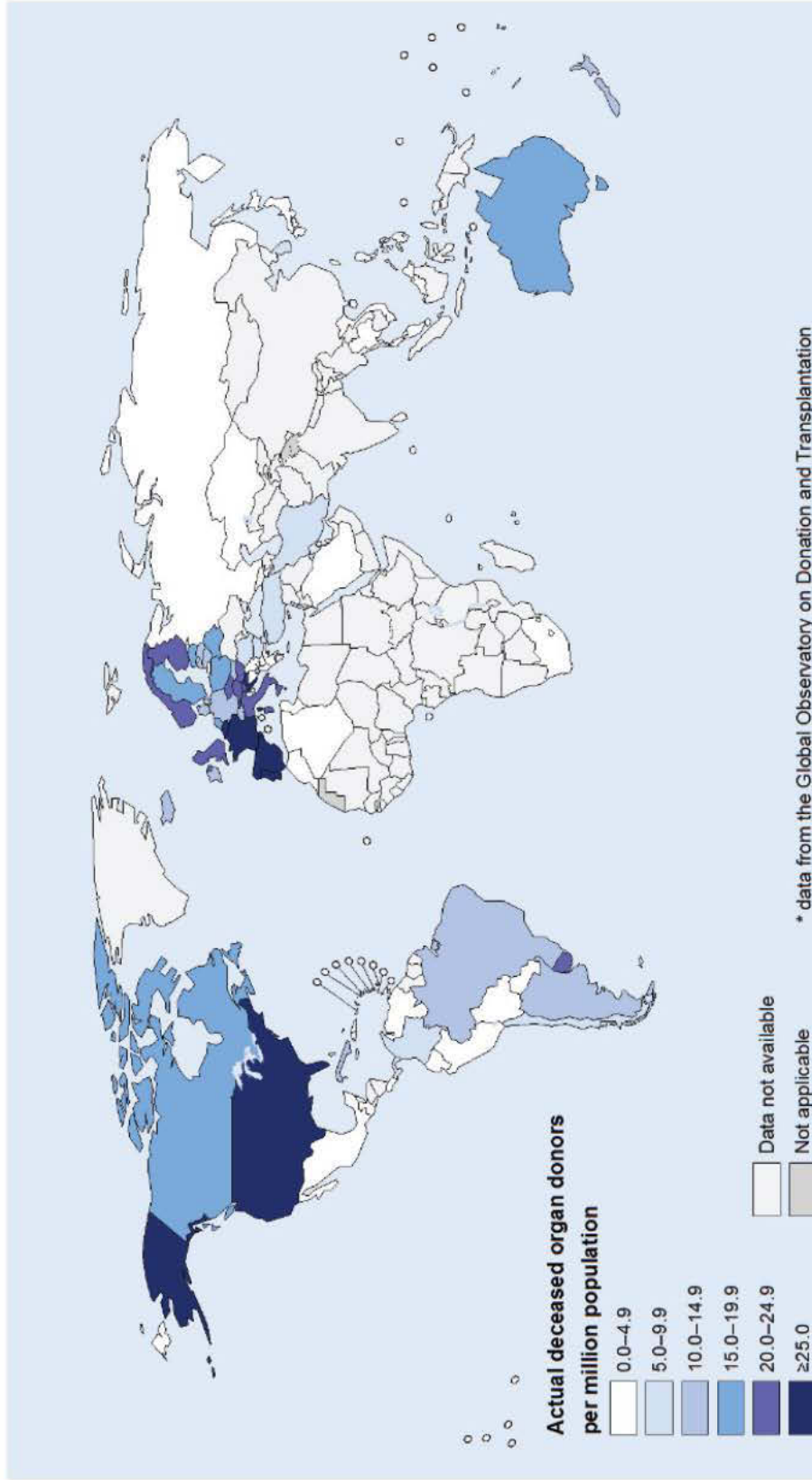
GLOBAL ACTIVITY IN ORGAN TRANSPLANTATION 2014 ESTIMATES



27397 ACTUAL DECEASED ORGAN DONORS (both DBD and DCD included)

- Information of 107 Member States on organ transplantation activities is included in the GODT: 93 of 2014, 6 of 2013, 2 of 2012, 3 of 2011 and 3 of 2010.

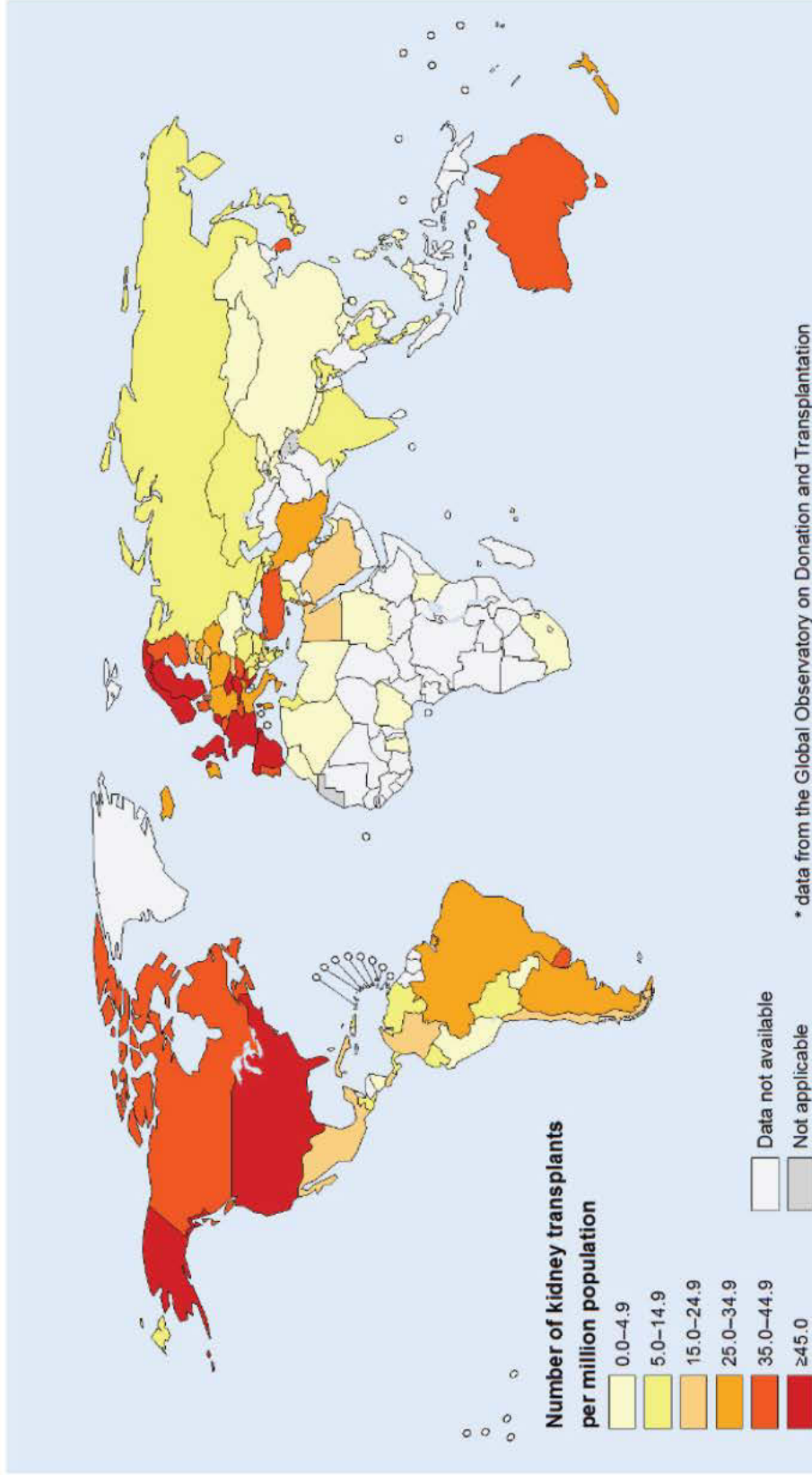
Actual donors from deceased persons, 2014*



The boundaries and names shown on this map do not imply the expression of any opinion whatsoever on the part of the World Health Organization concerning the legal status of any country, territory, city or area or of its authorities, or concerning the delimitation of its frontiers or boundaries. Dotted and dashed lines on maps represent approximate border lines for which there may not yet be full agreement.

Data Source: Global Observatory on Donation & Transplantation. Map Production: Information Evidence and Research (IER) World Health Organization

Kidney transplantation activities, 2014*

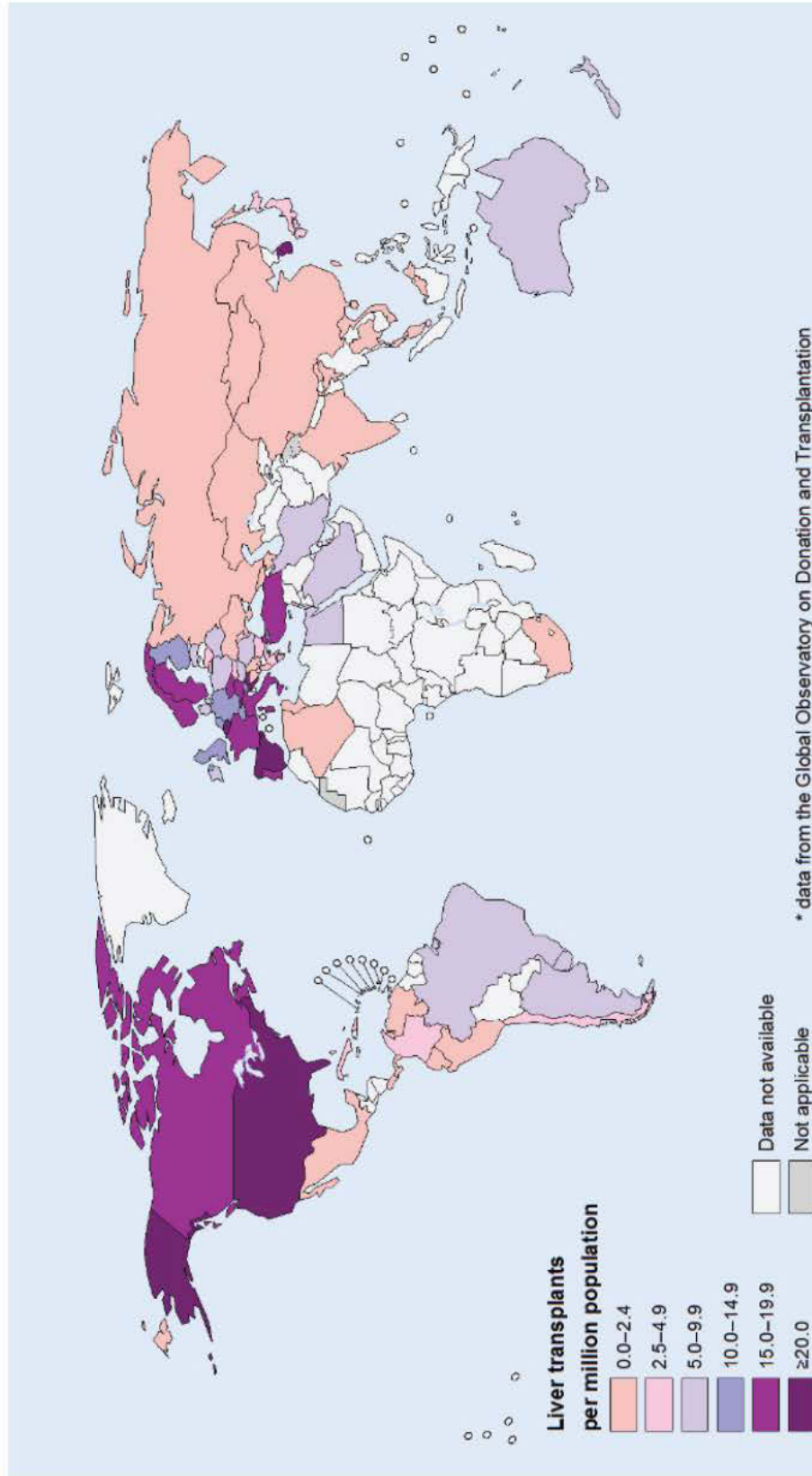


The boundaries and names shown and the designations used on this map do not imply the expression of any opinion whatsoever on the part of the World Health Organization concerning the legal status of any country, territory, city or area or of its authorities, or concerning the delimitation of its frontiers or boundaries. Dotted and dashed lines on maps represent approximate border lines for which there may not yet be full agreement.

Data Source: Global Observatory on Donation & Transplantation. Map Production: Information Evidence and Research (IER)
World Health Organization

World Health Organization
© WHO 2016. All rights reserved.

Liver transplantation activities, 2014*



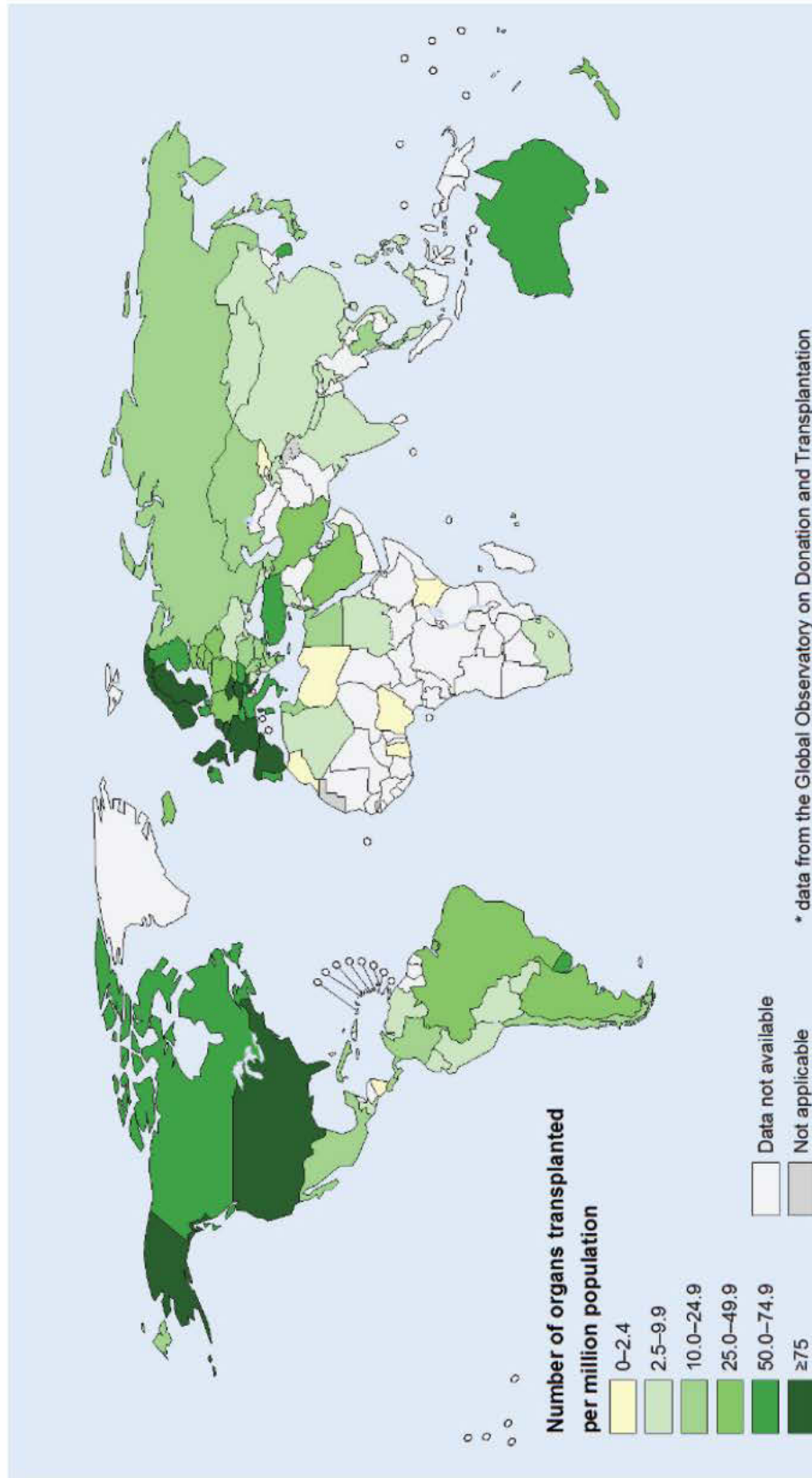
The boundaries and names shown and the designations used on this map do not imply the expression of any opinion whatsoever on the part of the World Health Organization concerning the legal status of any country, territory, city or area or its authorities, or concerning the delimitation of its frontiers or boundaries. Dotted and dashed lines on maps represent approximate border lines for which there may not yet be full agreement.

Data Source: Global Observatory on Donation & Transplantation. Map Production: Information Evidence and Research (IER)
World Health Organization



© WHO 2016. All rights reserved.

Global transplantation activities of solid organs, 2014*



The boundaries and names shown and the designations used on this map do not imply the expression of any opinion whatsoever on the part of the World Health Organization concerning the legal status of any country, territory, city or area or of its authorities, or concerning the delimitation of its frontiers or boundaries. Dotted and dashed lines on maps represent approximate border lines for which there may not yet be full agreement.

Data Source: Global Observatory on Donation & Transplantation. Map Production: Information Evidence and Research (IER)
World Health Organization

International Data On Organ Donation And Transplantation Activity, Waiting Lists and Family Refusals. Year 2015



DONATION AND TRANSPLANTATION ACTIVITY

COUNTRIES Population (million inhabitants): UNFPA	EUROPEAN UNION COUNTRIES									
	AUSTRIA 8,5	BELGIUM 11,3	BULGARIA 7,1	CROATIA 4,2	CYPRUS 0,8	CZECH. R. 10,5	DENMARK 5,7	ESTONIA 1,3	FINLAND 5,5	FRANCE 64,4
Actual deceased organ donors –both DBD and DCD included– Actual donors after circulatory death –DCD– Multioorgan donors	Number PMP 205 24,1 6 0,7 161 18,9	Number PMP 357 31,6	Number PMP 45 6,3	Number PMP 169 40,2 0 0,0 115 27,4	Number PMP 3 3,8 0 0,0 1 1,3	Number PMP 246 23,4 8 0,8	Number PMP 87 15,3 0 0,0 69 12,1	Number PMP 21 16,2 0 0,0 18 13,8	Number PMP 127 23,1 0 0,0 88 16,0	Number PMP 1809 28,1 55 0,9 1676 26,0
DONATION										
TRANSPLANTATION										
KIDNEY Total TX. –all combinations included– % (TX. from living d. / Total TX.) Paediatric <15 years TX. from deceased donors –TX. from DCD –Single TX. –Double TX. TX. from living donors –TX. from Related living donors –TX. from Unrelated living donors	417 49,1 14,9 10 1,2 355 41,8 31 3,6 339 39,9 16 1,9 62 7,3 62 7,3 0 0,0	528 46,7 10,8 14 1,2 471 41,7 143 12,7 471 41,7 0 0,0 57 5,0 54 4,8 3 0,3	48 6,8 20,8 0 0,0 38 5,4 0 0,0 38 5,4 0 0,0 10 1,4 10 1,4 0 0,0	213 50,7 2,3 0 0,0 208 49,5 208 49,5 0 0,0 5 1,2 5 1,2 0 0,0	20 25,0 95,0 0 0,0 1 1,3 0 0,0 0 0,0 0 0,0 19 23,8 19 23,8 0 0,0	453 43,1 11,7 9 0,9 400 38,1 12 1,1 396 37,7 4 0,4 53 5,0 40 3,8 13 1,2	273 47,9 43,6 4 0,7 154 27,0 0 0,0 153 26,8 1 0,2 119 20,9 119 20,9 0 0,0	38 29,2 13,1 1 0,8 33 25,4 0 0,0 33 25,4 0 0,0 5 3,8 5 3,8 0 0,0	244 44,4 6,1 6 1,1 229 41,6 0 0,0 229 41,6 0 0,0 15 2,7 15 2,7 0 0,0	3486 54,1 15,7 67 1,0 2939 45,6 89 1,4 2901 45,0 38 0,6 547 8,5 547 8,5 0 0,0
LIVER Total TX. –all combinations included– Paediatric <15 years Split TX. Domino TX. TX. from living donors TX. from DCD	146 17,2 11 1,3 1 0,1 0 0,0 5 0,6 0 0,0	280 24,8 30 2,7 4 0,4 1 0,1 32 2,8 79 7,0	16 2,3 0 0,0 0 0,0 0 0,0 1 0,1 0 0,0	141 33,6 0 0,0 0 0,0 0 0,0 2 0,5 0 0,0	0 0,0 0 0,0 0 0,0 0 0,0 0 0,0 0 0,0	188 17,9 15 1,4 18 1,7 0 0,0 0 0,0 0 0,0 0 0,0	58 10,2 4 0,7 0 0,0 0 0,0 0 0,0 0 0,0	7 5,4 0 0,0 0 0,0 0 0,0 0 0,0 0 0,0	77 14,0 5 0,9 0 0,0 0 0,0 0 0,0 0 0,0	1355 21,0 79 1,2 76 1,2 9 0,1 15 0,2 8 0,1
HEART Total TX. –all combinations included– Paediatric <15 years	67 7,9 2 0,2	78 6,9 2 0,2	7 1,0 0 0,0	37 8,8 0 0,0	0 0,0 0 0,0	75 7,1 2 0,2	27 4,7 1 0,2	0 0,0 0 0,0	27 4,9 3 0,5	479 7,4 12 0,2
HEART-LUNG Total TX. Paediatric <15 years	0 0,0 0 0,0	1 0,1 0 0,0	0 0,0 0 0,0	0 0,0 0 0,0	0 0,0 0 0,0	0 0,0 0 0,0	0 0,0 0 0,0	0 0,0 0 0,0	0 0,0 0 0,0	8 0,1 1 0,0
LUNG Total TX. –all combinations included– Paediatric <15 years –Single TX. –Double TX. (heart-lung TX. included) TX. from living donors TX. from DCD (double + single)	130 15,3 4 0,5 4 0,5 126 14,8 0 0,0 0 0,0	129 11,4 4 0,4 7 0,6 122 10,8 0 0,0 33 2,9	0 0,0 0 0,0 0 0,0 0 0,0 0 0,0 0 0,0	0 0,0 0 0,0 0 0,0 0 0,0 0 0,0 0 0,0	0 0,0 0 0,0 0 0,0 0 0,0 0 0,0 0 0,0	34 3,2 1 0,1 2 0,2 32 3,0 0 0,0 0 0,0	35 6,1 0 0,0 3 0,5 32 5,6 0 0,0 0 0,0	4 3,1 0 0,0 0 0,0 4 3,1 0 0,0 0 0,0	24 4,4 0 0,0 0 0,0 24 4,4 0 0,0 0 0,0	353 5,5 7 0,1 40 0,6 313 4,9 0 0,0 0 0,0
PANCREAS Total TX. –all combinations included– Paediatric <15 years Pancreas TX. Alone Kidney – Pancreas TX. TX. from DCD	27 3,2 0 0,0 2 0,2 25 2,9 0 0,0	12 1,1 0 0,0 0 0,0 12 1,1 0 0,0	0 0,0 0 0,0 0 0,0 0 0,0 0 0,0	8 1,9 0 0,0 0 0,0 8 1,9 0 0,0	0 0,0 0 0,0 0 0,0 0 0,0 0 0,0	37 3,5 0 0,0 3 0,3 34 3,2 0 0,0	2 0,4 0 0,0 0 0,0 2 0,4 0 0,0	1 0,8 0 0,0 0 0,0 1 0,8 0 0,0	17 3,1 0 0,0 1 0,2 16 2,9 0 0,0	78 1,2 8 0,1 8 0,1 70 1,1 0 0,0
SMALL BOWEL Total TX. –all combinations included– Paediatric <15 years Small bowel TX. Alone	0 0,0 0 0,0 0 0,0	0 0,0 0 0,0 0 0,0	0 0,0 0 0,0 0 0,0	0 0,0 0 0,0 0 0,0	0 0,0 0 0,0 0 0,0	1 0,1 0 0,0 1 0,1	0 0,0 0 0,0 0 0,0	0 0,0 0 0,0 0 0,0	3 0,5 1 0,2 3 0,5	3 0,0 2 0,0 0 0,0
RECIPIENTS Total number of patients transplanted Paediatric <15 years Patients transplanted from living donors	755 88,8 27 3,2 67 7,9	987 87,3 0 0,0 89 7,9	71 10,0 0 0,0 11 1,5	391 93,1 0 0,0 7 1,7	20 25,0 0 0,0 19 23,8	749 71,3 25 2,4 53 5,0	392 68,8 9 1,6 119 20,9	49 37,7 1 0,8 5 3,8	373 67,8 14 2,5 15 2,7	5523 85,8 152 2,4 562 8,7

DONATION AND TRANSPLANTATION ACTIVITY

EUROPEAN UNION COUNTRIES

COUNTRIES Population (million inhabitants): UNFPA	GERMANY 80,7		GREECE 11,0		HUNGARY 9,9		IRELAND 4,7		ITALY 59,8		LATVIA 2,0		LITHUANIA 2,9		LUXEMBOURG 0,6		MALTA 0,4	
	Number	PMP	Number	PMP	Number	PMP	Number	PMP	Number	PMP	Number	PMP	Number	PMP	Number	PMP	Number	PMP
Actual deceased organ donors -both DBD and DCD included-	877	10,9	39	3,5	236	23,8	81	17,2	1369	22,9	37	18,5	57	19,7	3	10,9	6	15,0
Actual donors after circulatory death -DCD-	0	0,0	0	0,0	0	0,0	4	0,9	8	0,1	11	5,5	0	0,0	0	0,0	0	0,0
Multiorgan donors	784	9,7	32	2,9	131	13,2	62	13,2	820	13,7	3	1,5	0	0,0	3	9,7	6	15,0
DONATION																		
TRANSPLANTATION																		
KIDNEY																		
Total TX. -all combinations included-	2196	27,2	98	8,9	343	34,6	153	32,6	1881	31,5	77	38,5	115	39,7	0	0,0	8	20,0
% (TX. from living d. / Total TX.)	29,4		4	0,4	13	1,3	5	21,6	42	0,7	1	0,5	1	0,3	0	0,0	0	0,0
Paediatric <15 years	72	0,9	63	5,7	303	30,6	120	25,5	1578	26,4	66	33,0	106	36,6	0	0,0	8	20,0
TX. from deceased donors	1551	19,2	0	0,0	0	0,0	6	1,3	7	0,1	18	9,0	0	0,0	0	0,0	0	0,0
-TX. from DCD	0	0,0	0	0,0	303	30,6	119	25,3	1470	24,6	65	32,5	105	36,2	0	0,0	0	0,0
-Single TX.	1535	19,0	0	0,0	0	0,0	1	0,2	108	1,8	1	0,5	1	0,3	0	0,0	0	0,0
-Double TX.	16	0,2	35	3,2	40	4,0	33	7,0	303	5,1	11	5,5	9	3,1	0	0,0	0	0,0
TX. from living donors	645	8,0	35	3,2	40	4,0	33	7,0	294	4,9	11	5,5	9	3,1	0	0,0	0	0,0
-TX. from Related living donors	645	8,0	35	3,2	40	4,0	33	7,0	294	4,9	11	5,5	9	3,1	0	0,0	0	0,0
-TX. from Unrelated living donors	0	0,0	0	0,0	0	0,0	0	0,0	9	0,2	0	0,0	0	0,0	0	0,0	0	0,0
LIVER																		
Total TX. -all combinations included-	894	11,1	22	2,0	89	9,0	61	13,0	1094	18,3	0	0,0	14	4,8	0	0,0	0	0,0
Paediatric <15 years	94	1,2	0	0,0	5	0,5	0	0,0	70	1,2	0	0,0	0	0,0	0	0,0	0	0,0
Split TX.	58	0,7	0	0,0	1	0,1	0	0,0	77	1,3	0	0,0	0	0,0	0	0,0	0	0,0
Domino TX.	3	0,0	0	0,0	0	0,0	0	0,0	0	0,0	0	0,0	0	0,0	0	0,0	0	0,0
TX. from living donors	45	0,6	0	0,0	0	0,0	0	0,0	23	0,4	0	0,0	0	0,0	0	0,0	0	0,0
TX. from DCD	0	0,0	0	0,0	0	0,0	0	0,0	4	0,1	0	0,0	0	0,0	0	0,0	0	0,0
HEART																		
Total TX. -all combinations included-	286	3,5	6	0,5	51	5,2	16	3,4	245	4,1	2	1,0	17	5,9	0	0,0	0	0,0
Paediatric <15 years	43	0,5	0	0,0	2	0,2	0	0,0	26	0,4	1	0,5	2	0,7	0	0,0	0	0,0
HEART-LUNG																		
Total TX.	2	0,0	0	0,0	0	0,0	1	0,2	1	0,0	0	0,0	0	0,0	0	0,0	0	0,0
Paediatric <15 years	0	0,0	0	0,0	0	0,0	0	0,0	0	0,0	0	0,0	0	0,0	0	0,0	0	0,0
LUNG																		
Total TX. -all combinations included-	297	3,7	1	0,1	1	0,1	36	7,7	112	1,9	0	0,0	2	0,7	0	0,0	0	0,0
Paediatric <15 years	6	0,1	0	0,0	0	0,0	0	0,0	3	0,1	0	0,0	0	0,0	0	0,0	0	0,0
-Single TX.	27	0,3	0	0,0	0	0,0	17	3,6	19	0,3	0	0,0	1	0,3	0	0,0	0	0,0
-Double TX. (heart-lung TX. included)	268	3,3	1	0,1	1	0,1	19	4,0	93	1,6	0	0,0	1	0,3	0	0,0	0	0,0
TX. from living donors	2	0,0	0	0,0	0	0,0	0	0,0	0	0,0	0	0,0	0	0,0	0	0,0	0	0,0
TX. from DCD (double + single)	0	0,0	0	0,0	0	0,0	0	0,0	1	0,0	0	0,0	0	0,0	0	0,0	0	0,0
PANCREAS																		
Total TX. -all combinations included-	105	1,3	13	1,3	13	1,3	0	0,0	50	0,8	0	0,0	1	0,3	0	0,0	0	0,0
Paediatric <15 years	0	0,0	0	0,0	0	0,0	0	0,0	0	0,0	0	0,0	0	0,0	0	0,0	0	0,0
Pancreas TX. Alone	8	0,1	0	0,0	0	0,0	0	0,0	16	0,3	0	0,0	0	0,0	0	0,0	0	0,0
Kidney - Pancreas TX.	93	1,2	13	1,3	13	1,3	0	0,0	31	0,5	0	0,0	1	0,3	0	0,0	0	0,0
TX. from DCD	0	0,0	0	0,0	0	0,0	0	0,0	0	0,0	0	0,0	0	0,0	0	0,0	0	0,0
SMALL BOWEL																		
Total TX. -all combinations included-	0	0,0	0	0,0	0	0,0	0	0,0	1	0,0	0	0,0	0	0,0	0	0,0	0	0,0
Paediatric <15 years	0	0,0	0	0,0	0	0,0	0	0,0	0	0,0	0	0,0	0	0,0	0	0,0	0	0,0
Small bowel TX. Alone	0	0,0	0	0,0	0	0,0	0	0,0	1	0,0	0	0,0	0	0,0	0	0,0	0	0,0
RECIPIENTS																		
Total number of patients transplanted	3668	45,5	126	11,5	479	48,4	266	56,6	3323	55,6	79	39,5	148	51,0	0	0,0	8	20,0
Paediatric <15 years	215	2,7	4	0,4	20	2,0	5	1,1	140	2,3	2	1,0	3	1,0	0	0,0	0	0,0
Patients transplanted from living donors	692	8,6	35	3,2	40	4,0	33	7,0	324	5,4	11	5,5	9	3,1	0	0,0	0	0,0

DONATION AND TRANSPLANTATION ACTIVITY

OTHER COUNTRIES

COUNTRIES	ARMENIA	AUSTRALIA	AZERBAIJAN	BELARUS	BOSNIA AND HERZEGOVINA	CANADA	GEORGIA	ICELAND	IRAN	ISRAEL	MACEDONIA	MALAYSIA
Population (million inhabitants): UNFPA	3,0	24	9,8	9,5	3,8	35,9	4	0,3	79,1	8,1	2,1	30,3
Actual deceased organ donors -both DBD and DCD included-	0	435	0	191	6	681	0	12	808	77	2	30
Actual donors after circulatory death -DCD-	0	120	0	0	0	19,0	0	40,0	0	9,5	0	0
Multiorgan donors	0	309	0	131	6	1,6	0	36,7	0	8,3	0	12
Number PMP	0	18,1	0	20,1	1,6	19,0	0	0,0	10,2	0,1	1,0	1,0
Number PMP	0	5,0	0	0,0	0,0	0,0	0	0,0	0,0	0,1	0,0	0,0
Number PMP	0	12,9	0	13,8	1,6	0,0	0	0,0	0,0	0,1	0,0	0,4
DONATION												
KIDNEY												
Total TX, -all combinations included-	6	945	94	333	23	1437	50	7	2531	294	12	82
% (TX, from living d. / Total TX.)	100,0	25,6	100,0	6,6	69,6	30,9	100,0	100,0	43,4	59,2	75,0	38,1
Paediatric <15 years	0	30	0	15	0	0,0	0	0	0	16	0	2
TX, from deceased donors	0	703	0	311	7	992	0	0	1433	120	3	51
-TX, from DCD	0	195	0	0	0	27,6	0	0	0	2	0	0
-Single TX.	0	688	0	311	7	1,8	0	0	1433	115	3	51
-Double TX.	0	15	0	0	0	0,0	0	0	0	0	0	0
TX, from living donors	6	242	94	22	16	445	50	7	1098	174	9	31
-TX, from Related living donors	6	20	94	21	16	12,4	50	7	13,9	21,5	9	4,3
-TX, from Unrelated living donors	0	51	0	1	0	0,0	0	0,0	57	7,0	0	0,0
TRANSPLANTATION												
LIVER												
Total TX, -all combinations included-	0	268	16	72	8	526	2	0	716	78	0	12
Paediatric <15 years	0	33	0	4	0	14,7	0	0	0	12	0	2
Split TX.	0	40	0	1	0	0,0	0	0	6	1	0	0
Domino TX.	0	1	0	0	0	0,0	0	0	0	0	0	0
TX, from living donors	0	2	16	2	4	82	0	0	45	14	0	0
-TX, from DCD	0	15	0	0	0	2,3	0	0	0	1,7	0	0
HEART												
Total TX, -all combinations included-	0	95	0	33	0	172	0	0	102	22	0	1
Paediatric <15 years	0	9	0	0	0	4,8	0	0	0	2,7	0	0
HEART-LUNG												
Total TX.	0	2	0	0	0	<5	0	0	0	4	0	1
Paediatric <15 years	0	0	0	0	0	<1,4	0	0	0	0,2	0	0
LUNG												
Total TX, -all combinations included-	0	195	0	2	0	279	0	0	16	47	0	1
Paediatric <15 years	0	11	0	0	0	7,8	0	0	0	2	0	0
-Single TX.	0	184	0	2	0	0,0	0	0	8	12	0	0
-Double TX. (heart-lung TX. included)	0	7,7	0	0,2	0	0,0	0	0	0	1,5	0	0
TX, from living donors	0	0	0	0	0	0,0	0	0	8	35	0	1
TX, from DCD (double + single)	0	46	0	0	0	0,0	0	0	0	0,0	0	0
PANCREAS												
Total TX, -all combinations included-	0	45	0	5	0	76	0	0	15	6	0	0
Paediatric <15 years	0	0	0	0	0	2,1	0	0	0	0,7	0	0
Pancreas TX. Alone	0	2	0	0	0	0,9	0	0	4	0	0	0
Kidney - Pancreas TX.	0	43	0	5	0	1,2	0	0	11	6	0	0
TX, from DCD	0	4	0	0	0	0,0	0	0	0	0,0	0	0
SMALL BOWEL												
Total TX, -all combinations included-	0	1	0	0	0	<5	0	0	4	0	0	0
Paediatric <15 years	0	0	0	0	0	<1,4	0	0	0	0,0	0	0
Small bowel TX. Alone	0	0	0	0	0	0,0	0	0	3	0	0	0
RECIPIENTS												
Total number of patients transplanted	6	1485	110	438	27	2492	50	7	3370	433	12	97
Paediatric <15 years	0	72	0	19	0	69,4	0	0	0	30	0	4
Patients transplanted from living donors	6	245	110	24	20	14,7	50	7	1143	188	9	31

DONATION AND TRANSPLANTATION ACTIVITY

OTHER COUNTRIES

COUNTRIES Population (million inhabitants): UNFPA	MOLDOVA 4,1	MONTENEGRO 0,6	NEW ZEALAND 4,5	NORWAY 5,2	RUSSIAN F. 143,5	SUDAN 40,2	SWITZERLAND 8,3	SYRIA 18,5	TURKEY 78,7	UKRAINE 44,8	USA 321,8
Actual deceased organ donors	Number	Number	Number	Number	Number	Number	Number	Number	Number	Number	Number
-both DBD and DCD included-	4	0	53	111	434	3,0	143	0	472	3	9079
Actual donors after circulatory death -DCD-	0	0	5	6	73	0,5	16	0	0	0	1494
Multiorgan donors	1	0	39	93	179	1,7	117	0	330	0	6983
	PMP	PMP	PMP	PMP	PMP	PMP	PMP	PMP	PMP	PMP	PMP
	0,2	0,0	8,7	17,9	251	1,7	14,1	0,0	4,2	0,0	21,7
KIDNEY											
Total TX. -all combinations included-	10	6	147	254	945	6,6	322	209	3204	126	18597
% (TX. from living d. / Total TX.)	40,0	100,0	50,3	24,8	20,1		31,1	100,0	79,1	95,2	30,3
Paediatric <15 years	0	0	7	7	65	0,5	11	5	140	0	499
TX. from deceased donors	6	0	73	191	367	5,3	222	0	670	6	12969
-TX. from DCD	0	0	10	10	1,9		17	0	0	0	2278
-Single TX.	6	0	73	191	367	5,3	218	0	667	6	12682
-Double TX.	0	0	0	0	0	0,0	4	0	3	0	287
TX. from living donors	4	6	74	63	12,1	1,3	100	209	2534	120	5628
-TX. from Related living donors	4	1,0	4	63	12,1	1,3	191	86	2355	120	4690
-TX. from Unrelated living donors	0	0,0	31	0	0,0	0,0	123	123	179	0	938
LIVER											
Total TX. -all combinations included-	4	1	48	86	325	2,3	136	0	1216	10	7127
Paediatric <15 years	0	0	11	8	92	0,6	12	0	182	0	521
Split TX.	0	0	9	7	1,3		12	0	13	0	140
Domino TX.	0	0	0	0	0	0,0	0	0	0	0	15
TX. from living donors	2	0,5	3	3	0,6	0,9	2	0	871	10	344
TX. from DCD	0	0,0	1	2	0,4		12	0	0	0	401
HEART											
Total TX. -all combinations included-	0	0	12	37	179	1,2	40	0	89	0	2819
Paediatric <15 years	0	0	2	2	6	0,0	4	0	10	0	385
HEART-LUNG											
Total TX.	0	0	0	0	0	0,0	0	0	0	0	15
Paediatric <15 years	0	0	0	0	0	0,0	0	0	0	0	3
LUNG											
Total TX. -all combinations included-	0	0	23	34	65	0,2	52	0	30	0	2072
Paediatric <15 years	0	0	0	0	0	0,0	1	0	0	0	27
-Single TX.	0	0	0	0	0	0,0	0	0	0	0	597
-Double TX. (heart-lung TX. included)	0	0	23	34	65	0,2	52	0	30	0	1475
TX. from living donors	0	0	0	0	0	0,0	0	0	0	0	0
TX. from DCD (double + single)	0	0	0	0	0	0,0	5	0	0	0	62
PANCREAS											
Total TX. -all combinations included-	0	0	3	31	60	0,0	8	0	7	0	947
Paediatric <15 years	0	0	0	0	0	0,0	0	0	0	0	41
Pancreas TX. Alone	0	0	0	20	3,8		1	0	5	0	228
Kidney - Pancreas TX.	0	0	3	11	2,1		7	0	2	0	719
TX. from DCD	0	0	0	0	0,0		0	0	0	0	25
SMALL BOWEL											
Total TX. -all combinations included-	0	0	0	0	0	0,0	0	0	0	0	141
Paediatric <15 years	0	0	0	0	0	0,0	0	0	0	0	55
Small bowel TX. Alone	0	0	0	0	0	0,0	0	0	0	0	59
RECIPIENTS											
Total number of patients transplanted	14	3,4	230	430	82,7	10,3	546	209	4552	136	29851
Paediatric <15 years	0	0,0	20	17	3,3	1,1	27	5	334	4,2	1405
Patients transplanted from living donors	6	1,5	77	66	12,7	2,3	102	209	3405	130	5986

DONATION AND TRANSPLANTATION ACTIVITY

LATINAMERICAN COUNTRIES

COUNTRIES Population (million inhabitants): UNFPA	ARGENTINA 43,4		BRAZIL 207,8		CHILE 17,9		COLOMBIA 48,2		COSTA RICA 4,8		CUBA 11,4		DOMINICAN REP. 10,5		ECUADOR 16,1	
	Number	PMP	Number	PMP	Number	PMP	Number	PMP	Number	PMP	Number	PMP	Number	PMP	Number	PMP
Actual deceased organ donors -both DBD and DCD included-	592	13,6	2836	13,6	120	6,7	405	8,4	34	7,1	159	13,9	7	0,7	63	3,9
Actual donors after circulatory death -DCD-	0	0,0	0	0,0	0	0,0	0	0,0	0	0,0	0	0,0	0	0,0	0	0,0
Multorgan donors	0	0,0	1867	9,0	0	0,0	335	7,0	11	2,3	20	1,8	0	0,0	12	0,7
DONATION																
KIDNEY																
Total TX. -all combinations included-	1198	27,6	5510	26,5	209	11,7	869	18,0	115	24,0	186	16,3	37	3,5	118	7,3
% (TX. from living d. / Total TX.)	32,2		18,5				15,3		45,2		6,9		70,3		5,1	
Paediatric <15 years	60	1,4	4493	21,6	68	3,8	57	1,2	9	1,9	5	0,4	0	0,0	6	0,4
TX. from deceased donors	812	18,7	0	0,0	0	0,0	736	15,3	63	13,1	173	15,2	11	1,0	112	7,0
-TX. from DCD	0	0,0	0	0,0	0	0,0	0	0,0	0	0,0	0	0,0	0	0,0	0	0,0
-Single TX.	808	18,6	4466	21,5	0	0,0	711	14,8	63	13,1	173	15,2	11	1,0	112	7,0
-Double TX.	4	0,1	27	0,1	0	0,0	25	0,5	0	0,0	0	0,0	0	0,0	0	0,0
TX. from living donors	386	8,9	1017	4,9	24	1,3	133	2,8	52	10,8	13	1,1	26	2,5	6	0,4
-TX. from Related living donors	367	8,5					133	2,8			13	1,1	21	2,0	6	0,4
-TX. from Unrelated living donors	19	0,4					0	0,0			0	0,0	5	0,5	0	0,0
LIVER																
Total TX. -all combinations included-	372	8,6	1816	8,7	68	3,8	265	5,5	8	1,7	16	1,4	4	0,4	14	0,9
Paediatric <15 years	60	1,4	0	0,0	0	0,0	60	1,2	1	0,2	5	0,4	0	0,0	0	0,0
Split TX.	35	0,8	0	0,0	0	0,0	0	0,0	0	0,0	0	0,0	0	0,0	0	0,0
Domino TX.	0	0,0	146	0,7	0	0,0	33	0,7	0	0,0	0	0,0	0	0,0	0	0,0
TX. from living donors	29	0,7	0	0,0	0	0,0	0	0,0	0	0,0	0	0,0	0	0,0	2	0,1
TX. from DCD	0	0,0	0	0,0	0	0,0	0	0,0	0	0,0	0	0,0	0	0,0	0	0,0
HEART																
Total TX. -all combinations included-	114	2,6	352	1,7	24	1,3	65	1,3	3	0,6	2	0,2	0	0,0	0	0,0
Paediatric <15 years	7	0,2	0	0,0	0	0,0	5	0,1	0	0,0	0	0,0	0	0,0	0	0,0
HEART-LUNG																
Total TX.	1	0,0	0	0,0	0	0,0	0	0,0	0	0,0	0	0,0	0	0,0	0	0,0
Paediatric <15 years	0	0,0	0	0,0	0	0,0	0	0,0	0	0,0	0	0,0	0	0,0	0	0,0
LUNG																
Total TX. -all combinations included-	46	1,1	74	0,4	16	0,9	17	0,4	1	0,2	0	0,0	0	0,0	0	0,0
Paediatric <15 years	1	0,0	21	0,1	0	0,0	0	0,0	0	0,0	0	0,0	0	0,0	0	0,0
-Single TX.	0	0,0	49	0,2	0	0,0	10	0,2	0	0,0	0	0,0	0	0,0	0	0,0
-Double TX. (heart-lung TX. included)	0	0,0	4	0,0	0	0,0	0	0,0	0	0,0	0	0,0	0	0,0	0	0,0
TX. from living donors	0	0,0	0	0,0	0	0,0	0	0,0	0	0,0	0	0,0	0	0,0	0	0,0
TX. from DCD (double + single)	0	0,0	0	0,0	0	0,0	0	0,0	0	0,0	0	0,0	0	0,0	0	0,0
PANCREAS																
Total TX. -all combinations included-	74	1,7	121	0,6	4	0,2	11	0,2	0	0,0	0	0,0	0	0,0	0	0,0
Paediatric <15 years	0	0,0	20	0,1	0	0,0	0	0,0	0	0,0	0	0,0	0	0,0	0	0,0
Pancreas TX. Alone	3	0,1	101	0,5	0	0,0	11	0,2	0	0,0	0	0,0	0	0,0	0	0,0
Kidney - Pancreas TX.	71	1,6	0	0,0	0	0,0	0	0,0	0	0,0	0	0,0	0	0,0	0	0,0
TX. from DCD	0	0,0	0	0,0	0	0,0	0	0,0	0	0,0	0	0,0	0	0,0	0	0,0
SMALL BOWEL																
Total TX. -all combinations included-	2	0,0	1	0,0	3	0,1	3	0,1	0	0,0	0	0,0	0	0,0	0	0,0
Paediatric <15 years	0	0,0	1	0,0	1	0,0	1	0,0	0	0,0	0	0,0	0	0,0	0	0,0
Small bowel TX. Alone	2	0,0	0	0,0	0	0,0	0	0,0	0	0,0	0	0,0	0	0,0	0	0,0
RECIPIENTS																
Total number of patients transplanted	1735	40,0	7744	37,3	321	17,9	1204	25,0	127	26,5	204	17,9	41	3,9	132	8,2
Paediatric <15 years	128	2,9	1167	5,6	0	0,0	122	2,5	10	2,1	10	0,9	0	0,0	6	0,4
Patients transplanted from living donors	415	9,6	0	0,0	0	0,0	166	3,4	52	10,8	18	1,6	26	2,5	8	0,5

DONATION AND TRANSPLANTATION ACTIVITY

LATIN AMERICAN COUNTRIES

COUNTRIES Population (million inhabitants): UNFPA	GUATEMALA 16,3		HONDURAS 8,1		MEXICO 127,0		PANAMA 3,9		PARAGUAY 6,6		PERU 31,4		URUGUAY 3,4		VENEZUELA 31,1	
	Number	PMP	Number	PMP	Number	PMP	Number	PMP	Number	PMP	Number	PMP	Number	PMP	Number	PMP
Actual deceased organ donors -both DBD and DCD included-	15	0,9	0	0,0	446	3,5	25	6,4	10	1,5	82	2,6	45	13,2	53	1,7
Actual donors after circulatory death -DCD-	0	0,0	0	0,0	0	0,0	0	0,0	0	0,0	0	0,0	0	0,0	0	0,0
Multiorgan donors	0	0,0	0	0,0	446	3,5	7	1,8	3	0,5	43	1,4	18	5,3	1	0,0
DONATION																
TRANSPLANTATION																
KIDNEY	135	8,3	6	0,7	2770	21,8	34	8,7	37	5,6	166	5,3	98	28,8	186	6,0
Total TX. -all combinations included-		77,8		100,0		70,7		14,7		48,6		17,8		17,3		48,4
% (TX. from living d. / Total TX.)																
Paediatric <15 years	15	0,9	0	0,0	148	1,2	2	0,5	2	0,3	17	0,5	2	0,6	19	0,6
TX. from deceased donors	30	1,8	0	0,0	810	6,4	29	7,4	19	2,9	137	4,4	81	23,8	96	3,1
-TX. from DCD	0	0,0	0	0,0	0	0,0	0	0,0	0	0,0	0	0,0	0	0,0	0	0,0
-Single TX.	30	1,8	0	0,0	804	6,3	29	7,4	19	2,9	137	4,4	81	23,8	96	3,1
-Double TX.	0	0,0	0	0,0	6	0,0	0	0,0	0	0,0	0	0,0	0	0,0	0	0,0
TX. from living donors	105	6,4	6	0,7	1960	15,4	5	1,3	18	2,7	29	0,9	17	5,0	90	2,9
-TX. from Related living donors			6	0,7	1650	13,0	5	1,3	18	2,7	29	0,9	17	5,0	90	2,9
-TX. from Unrelated living donors			0	0,0	310	2,4	0	0,0	0	0,0	0	0,0	0	0,0	0	0,0
LIVER	0	0,0	0	0,0	151	1,2	7	1,8	1	0,2	22	0,7	19	5,6	6	0,2
Total TX. -all combinations included-																
Paediatric <15 years	0	0,0	0	0,0	15	0,1	0	0,0	0	0,0	1	0,0	3	0,9	4	0,1
Split TX.	0	0,0	0	0,0	0	0,0	0	0,0	0	0,0	0	0,0	0	0,0	0	0,0
Domino TX.	0	0,0	0	0,0	0	0,0	0	0,0	0	0,0	0	0,0	0	0,0	0	0,0
TX. from living donors	0	0,0	0	0,0	4	0,0	0	0,0	0	0,0	0	0,0	3	0,9	5	0,2
TX. from DCD	0	0,0	0	0,0	0	0,0	0	0,0	0	0,0	0	0,0	0	0,0	0	0,0
HEART	0	0,0	0	0,0	38	0,3	0	0,0	2	0,3	9	0,3	4	1,2	0	0,0
Total TX. -all combinations included-																
Paediatric <15 years	0	0,0	0	0,0	1	0,0	0	0,0	2	0,3	1	0,0	0	0,0	0	0,0
HEART-LUNG	0	0,0	0	0,0	0	0,0	0	0,0	0	0,0	0	0,0	0	0,0	0	0,0
Total TX.	0	0,0	0	0,0	0	0,0	0	0,0	0	0,0	0	0,0	0	0,0	0	0,0
Paediatric <15 years	0	0,0	0	0,0	0	0,0	0	0,0	0	0,0	0	0,0	0	0,0	0	0,0
LUNG	0	0,0	0	0,0	0	0,0	0	0,0	0	0,0	2	0,1	0	0,0	0	0,0
Total TX. -all combinations included-																
Paediatric <15 years	0	0,0	0	0,0	0	0,0	0	0,0	0	0,0	0	0,0	0	0,0	0	0,0
-Single TX.	0	0,0	0	0,0	0	0,0	0	0,0	0	0,0	2	0,1	0	0,0	0	0,0
-Double TX. (heart-lung TX. included)	0	0,0	0	0,0	0	0,0	0	0,0	0	0,0	0	0,0	0	0,0	0	0,0
TX. from living donors	0	0,0	0	0,0	0	0,0	0	0,0	0	0,0	0	0,0	0	0,0	0	0,0
TX. from DCD (double + single)	0	0,0	0	0,0	0	0,0	0	0,0	0	0,0	0	0,0	0	0,0	0	0,0
PANCREAS	0	0,0	0	0,0	1	0,0	0	0,0	0	0,0	0	0,0	2	0,6	0	0,0
Total TX. -all combinations included-																
Paediatric <15 years	0	0,0	0	0,0	0	0,0	0	0,0	0	0,0	0	0,0	0	0,0	0	0,0
Pancreas TX. Alone	0	0,0	0	0,0	1	0,0	0	0,0	0	0,0	0	0,0	0	0,0	0	0,0
Kidney - Pancreas TX.	0	0,0	0	0,0	0	0,0	0	0,0	0	0,0	0	0,0	2	0,6	0	0,0
TX. from DCD	0	0,0	0	0,0	0	0,0	0	0,0	0	0,0	0	0,0	0	0,0	0	0,0
SMALL BOWEL	0	0,0	0	0,0	0	0,0	0	0,0	0	0,0	0	0,0	0	0,0	0	0,0
Total TX. -all combinations included-																
Paediatric <15 years	0	0,0	0	0,0	0	0,0	0	0,0	0	0,0	0	0,0	0	0,0	0	0,0
Small bowel TX. Alone	0	0,0	0	0,0	0	0,0	0	0,0	0	0,0	0	0,0	0	0,0	0	0,0
RECIPIENTS	135	8,3	6	0,7	2960	23,3	41	10,5	40	6,1	199	6,3	119	35,0	192	6,2
Total number of patients transplanted																
Paediatric <15 years	15	0,9	0	0,0	164	1,3	2	0,5	4	0,6	19	0,6	5	1,5	23	0,7
Patients transplanted from living donors	105	6,4	6	0,7	1964	15,5	5	1,3	18	2,7	29	0,9	20	5,9	95	3,1

WAITING LIST

EUROPEAN UNION COUNTRIES

COUNTRIES	AUSTRIA	BELGIUM	BULGARIA	CROATIA	CYPRUS	CZECH. R.	DENMARK	ESTONIA	FINLAND	FRANCE
Population (million inhabitants): UNFPA	8,5	11,3	7,1	4,2	0,8	10,5	5,7	1,3	5,5	64,4
KIDNEY										
N° TX CENTRES	7	7	3	4	1	7	3	1	1	43
Patients included on the WL for the first time in the course of 2015	448	526	226	231	9	402	328	38	290	4735
Total number of patients ever active on the WL during 2015	1121	589	1078	355	56	901	823	98	661	16529
Patients awaiting for a transplant (only active candidates) on 31/12/2015	625	813	911	124	46	430	501	40	397	7277
Patients who died while on the WL during 2015	39	38	80	11	0	32	15	3	5	266
Patients on dialyses on 31/12/2015			838	3100	600			359		
LIVER										
N° TX CENTRES	4	6	3	2	0	2	1	1	1	21
Patients included on the WL for the first time in the course of 2015	178	347	41	157	0	197	70	15	78	1756
Total number of patients ever active on the WL during 2015	264	393	74	225	0	251	86	20	87	3052
Patients awaiting for a transplant (only active candidates) on 31/12/2015	64	172	42	63	0	61	24	3	5	632
Patients who died while on the WL during 2015	25	61	13	11	0	5	2	1	1	181
HEART										
N° TX CENTRES	3	8	2	2	0	2	2	0	1	25
Patients included on the WL for the first time in the course of 2015	71	123	17	65	0	105	35	0	42	622
Total number of patients ever active on the WL during 2015	128	129	37	79	0	179	59	0	69	980
Patients awaiting for a transplant (only active candidates) on 31/12/2015	52	110	24	24	0	77	24	0	36	265
Patients who died while on the WL during 2015	10	13	5	8	0	9	4	0	4	78
LUNG										
N° TX CENTRES	2	5	0	0	0	1	1	1	1	12
Patients included on the WL for the first time in the course of 2015	157	141	11	0	0	46	38	8	33	382
Total number of patients ever active on the WL during 2015	229	143	21	0	0	107	64	15	40	537
Patients awaiting for a transplant (only active candidates) on 31/12/2015	74	102	16	0	0	49	23	7	11	150
Patients who died while on the WL during 2015	12	1	4	0	0	19	6	3	5	15
PANCREAS										
N° TX CENTRES	3	6	0	1	1	1	1	1	1	11
Patients included on the WL for the first time in the course of 2015	16	18	1	15	0	34	16	2	27	127
Total number of patients ever active on the WL during 2015	49	29	7	22	4	53	16	3	31	327
Patients awaiting for a transplant (only active candidates) on 31/12/2015	14	44	8	14	4	30	14	3	14	119
Patients who died while on the WL during 2015	1	4	0	1	0	4	0	0	0	7
SMALL BOWEL										
N° TX CENTRES		6	0	1	0	1	0	0	1	2
Patients included on the WL for the first time in the course of 2015		1	0	0	0	2	0	0	1	3
Total number of patients ever active on the WL during 2015		1	1	0	0	2	0	0	3	8
Patients awaiting for a transplant (only active candidates) on 31/12/2015		1	1	0	0	1	0	0	0	4
Patients who died while on the WL during 2015			0	0	0	0	0	0	0	1

WAITING LIST

EUROPEAN UNION COUNTRIES

COUNTRIES	GERMANY	GREECE	HUNGARY	IRELAND	ITALY	LATVIA	LITHUANIA	LUXEMBOURG	MALTA
Population (million inhabitants): UNFPA	80,7	11,0	9,9	4,7	59,8	2,0	2,9	0,6	0,4
KIDNEY									
N° TX CENTRES	44	5	4	1	42	1	2	0	
Patients included on the WL for the first time in the course of 2015	3076	223	383	177	2122	51	107	0	38
Total number of patients ever active on the WL during 2015	11037	1317	1486	781	9021	143	254	0	90
Patients awaiting for a transplant (only active candidates) on 31/12/2015	7781	1196	739	453	6883	35	117	0	95
Patients who died while on the WL during 2015	398	31	37	13	152	17	10	0	4
Patients on dialyses on 31/12/2015	10749	10749	5972	2015	1410	600	275		
LIVER									
N° TX CENTRES	25	1	2	1	21	0	2	0	
Patients included on the WL for the first time in the course of 2015	1489	88	115	69	1339	0	27	0	0
Total number of patients ever active on the WL during 2015	2840	227	255	119	2353	0	70	0	0
Patients awaiting for a transplant (only active candidates) on 31/12/2015	1280	151	111	29	1031	0	37	0	0
Patients who died while on the WL during 2015	330	38	22	9	143	0	12	0	0
HEART									
N° TX CENTRES	27	1	2	1	17	1	2	0	
Patients included on the WL for the first time in the course of 2015	483	26	74	10	382	3	28	0	1
Total number of patients ever active on the WL during 2015	1341	58	134	38	1062	9	61	0	4
Patients awaiting for a transplant (only active candidates) on 31/12/2015	790	43	40	19	713	6	32	0	3
Patients who died while on the WL during 2015	149	6	8	1	76	1	11	0	
LUNG									
N° TX CENTRES	17	0	1	1	11	0	2	0	
Patients included on the WL for the first time in the course of 2015	427	0	28	18	198	0	10	0	2
Total number of patients ever active on the WL during 2015	859	0	34	83	564	0	19	0	4
Patients awaiting for a transplant (only active candidates) on 31/12/2015	409	0	9	32	378	0	16	0	3
Patients who died while on the WL during 2015	81	0	2	9	58	0	1	0	
PANCREAS									
N° TX CENTRES	32	0	2	1	17	0	1	0	
Patients included on the WL for the first time in the course of 2015	200	0	14	0	75	0	4	0	0
Total number of patients ever active on the WL during 2015	444	0	33	0	321	0	11	0	0
Patients awaiting for a transplant (only active candidates) on 31/12/2015	248	0	11	0	240	0	6	0	0
Patients who died while on the WL during 2015	18	0	2	0	9	0	4	0	
SMALL BOWEL									
N° TX CENTRES	9	0	0	0	3	0	0	0	
Patients included on the WL for the first time in the course of 2015		0	0	0	1	0	0	0	0
Total number of patients ever active on the WL during 2015		0	0	0	23	0	0	0	0
Patients awaiting for a transplant (only active candidates) on 31/12/2015		0	0	0	20	0	0	0	0
Patients who died while on the WL during 2015		0	0	0	2	0	0	0	

WAITING LIST

EUROPEAN UNION COUNTRIES

COUNTRIES	NETHERLANDS	POLAND	PORTUGAL	ROMANIA	SLOVAKIA	SLOVENIA	SPAIN	SWEDEEN	U. K.
Population (million inhabitants): UNFPA	16,9	38,6	10,3	19,5	5,4	2,1	46,1	9,8	64,7
KIDNEY									
N° TX CENTRES	11	21	8	4	4	1	40	4	25
Patients included on the WL for the first time in the course of 2015	1252	1154	472	684	137	61		538	2530
Total number of patients ever active on the WL during 2015	1902	2550	3023	4690	505	138		1160	9018
Patients awaiting for a transplant (only active candidates) on 31/12/2015	576	1444	2053	4345	313	58		669	5442
Patients who died while on the WL during 2015	75	59	62	15	33	1		17	261
Patients on dialyses on 31/12/2015		20163	18928	9800	4000				3186
LIVER									
N° TX CENTRES	3	8	3	2	2	1	25	2	7
Patients included on the WL for the first time in the course of 2015	215	404	264	193	60	37	1531	198	409
Total number of patients ever active on the WL during 2015	324	540	683	557	99	46	2282	256	1747
Patients awaiting for a transplant (only active candidates) on 31/12/2015	110	171	155	461	65	19	791	59	601
Patients who died while on the WL during 2015	28	22	30	37	10	4	99	6	90
HEART									
N° TX CENTRES	3	6	4	3	1	1	16	2	7
Patients included on the WL for the first time in the course of 2015	73	254	53	29	43	55	378	73	144
Total number of patients ever active on the WL during 2015	164	610	169	156	79	76	531	104	553
Patients awaiting for a transplant (only active candidates) on 31/12/2015	102	364	12	127	35	43	155	34	271
Patients who died while on the WL during 2015	11	61	7	12	13	3	18	3	46
LUNG									
N° TX CENTRES	3	6	1	0	0	0	8	2	6
Patients included on the WL for the first time in the course of 2015	105	42	0	0	0	0	399	69	170
Total number of patients ever active on the WL during 2015	285	97	0	0	0	0	686	92	593
Patients awaiting for a transplant (only active candidates) on 31/12/2015	177	43	55	0	0	0	319	35	323
Patients who died while on the WL during 2015	20	24	2	0	0	0	33	8	62
PANCREAS									
N° TX CENTRES	7	5	2	2	1	1	13	4	11
Patients included on the WL for the first time in the course of 2015	46	54	59	24	0	5	77	33	177
Total number of patients ever active on the WL during 2015	89	105	123	120	0	13	197	56	501
Patients awaiting for a transplant (only active candidates) on 31/12/2015	52	49	37	119	0	9	72	26	201
Patients who died while on the WL during 2015	1	0	0	12	0	0	5	0	26
SMALL BOWEL									
N° TX CENTRES	1	1	0	0	0	0	3	1	4
Patients included on the WL for the first time in the course of 2015	0	0	0	0	0	0		5	0
Total number of patients ever active on the WL during 2015	2	2	0	0	0	0		5	23
Patients awaiting for a transplant (only active candidates) on 31/12/2015	2	2	0	0	0	0		3	5
Patients who died while on the WL during 2015	0	0	0	0	0	0		0	1

WAITING LIST

OTHER COUNTRIES

COUNTRIES	ARMENIA	AUSTRALIA	AZERBAIJAN	BELARUS	BOSNIA AND HERZEGOVINA	CANADA	GEORGIA	ICELAND	IRAN	ISRAEL	MACEDONIA	MALAYSIA
Population (million inhabitants): UNFPA	3,0	24	9,8	9,5	3,8	35,9	4	0,3	79,1	8,1	2,1	30,3
KIDNEY												
N° TX CENTRES	1	20	4	6	2		4	1	30	6	2	3
Patients included on the WL for the first time in the course of 2015		711		168				0	963	363		945
Total number of patients ever active on the WL during 2015		2027		877	216			0	1257			6290
Patients awaiting for a transplant (only active candidates) on 31/12/2015		1076		464	162			0	409	843		5705
Patients who died while on the WL during 2015				15				0		48		482
Patients on dialyses on 31/12/2015		12500		2084				0	29075	6434		36779
LIVER												
N° TX CENTRES	0	8	2	2	1		4	0	7	3		1
Patients included on the WL for the first time in the course of 2015	0	335		86				0		150		14
Total number of patients ever active on the WL during 2015	0	524		181	13			0				21
Patients awaiting for a transplant (only active candidates) on 31/12/2015	0	186		91	13			0		131		7
Patients who died while on the WL during 2015	0	18		7				0		53		2
HEART												
N° TX CENTRES	0	5	0	3	0		0	0	8	3		1
Patients included on the WL for the first time in the course of 2015	0	98	0	62				0	146	32		3
Total number of patients ever active on the WL during 2015	0	158	0	130	3			0	396			7
Patients awaiting for a transplant (only active candidates) on 31/12/2015	0	44	0	64	3			0	140	73		6
Patients who died while on the WL during 2015	0	5	0	7				0		16		
LUNG												
N° TX CENTRES	0	5	0	1	0		0	0	2	2		1
Patients included on the WL for the first time in the course of 2015	0	211	0	5	0			0		85		10
Total number of patients ever active on the WL during 2015	0	322	0	19	0			0				18
Patients awaiting for a transplant (only active candidates) on 31/12/2015	0	85	0	7	0			0		89		8
Patients who died while on the WL during 2015	0	9	0	1	0			0		19		4
PANCREAS												
N° TX CENTRES	0	2	0	1	0		0	0	2	2		0
Patients included on the WL for the first time in the course of 2015	0	42	0	25	0			0				0
Total number of patients ever active on the WL during 2015	0	101	0	56	0			0				0
Patients awaiting for a transplant (only active candidates) on 31/12/2015	0	40	0	45	0			0		17		0
Patients who died while on the WL during 2015	0	4	0	2	0			0				0
SMALL BOWEL												
N° TX CENTRES	0	1	0	1	0		0	0	1	1		0
Patients included on the WL for the first time in the course of 2015	0	2	0	0	0			0				0
Total number of patients ever active on the WL during 2015	0	5	0	2	0			0				0
Patients awaiting for a transplant (only active candidates) on 31/12/2015	0	4	0	1	0			0		2		0
Patients who died while on the WL during 2015	0	0	0	0	0			0				0

WAITING LIST

OTHER COUNTRIES

COUNTRIES	MOLDOVA	MONTENEGRO	NEW ZEALAND	NORWAY	RUSSIAN F.	SUDAN	SWITZERLAND	SYRIA	TURKEY	UKRAINE	USA
Population (million inhabitants): UNFPA	4,1	0,6	4,5	5,2	143,5	40,2	8,3	18,5	78,7	44,8	321,8
KIDNEY											
N° TX CENTRES	2	1	3	1	36	7	6	8	75	5	238
Patients included on the WL for the first time in the course of 2015	19	4	313	115	1294	399	35599	97213	5576	310	62692
Total number of patients ever active on the WL during 2015	61	39	725	140	5398	1461	25829	20927	1698	1200	701353
Patients awaiting for a transplant (only active candidates) on 31/12/2015	49	39	426	39	3446	1074	21	754	8890	31500	8890
Patients who died while on the WL during 2015	2	3	16	83	83	21	1698	60750	5288	701353	701353
Patients on dialyses on 31/12/2015	500	191									
LIVER											
N° TX CENTRES	2	0	1	1	17	0	3	1	46	2	142
Patients included on the WL for the first time in the course of 2015	22	5	81	388	0	196	1872	11606	3629	24317	24317
Total number of patients ever active on the WL during 2015	78	8	113	1330	0	358	3629	1890	1890	28	12150
Patients awaiting for a transplant (only active candidates) on 31/12/2015	73	8	20	686	0	161	1890	523	2213	2213	2213
Patients who died while on the WL during 2015	1	0	2	115	0	24					
HEART											
N° TX CENTRES	1	0	1	1	10	0	3	0	16	2	135
Patients included on the WL for the first time in the course of 2015	3	0	40	251	0	65	4366	7583	386	4	2538
Total number of patients ever active on the WL during 2015	3	0	62	660	0	134	843	571	571	4	3143
Patients awaiting for a transplant (only active candidates) on 31/12/2015	3	0	20	209	0	77	15	183	568		
Patients who died while on the WL during 2015	0	0	2	44	0						
LUNG											
N° TX CENTRES	0	0	1	1	3	0	2	0	4		70
Patients included on the WL for the first time in the course of 2015	0	0	53	6	0	57	2538	3964	65		2538
Total number of patients ever active on the WL during 2015	0	0	105	63	0	111	93	1230	93		3964
Patients awaiting for a transplant (only active candidates) on 31/12/2015	0	0	59	9	0	54	37	302	37		1230
Patients who died while on the WL during 2015	0	0	8	0	0	3			26		302
PANCREAS											
N° TX CENTRES	0	0	1	1	3	0	2	0	9		139
Patients included on the WL for the first time in the course of 2015	0	0	32	45	0	27	1554	2813	29		1554
Total number of patients ever active on the WL during 2015	0	0	78	117	0	92	289	1269	289	2	2813
Patients awaiting for a transplant (only active candidates) on 31/12/2015	0	0	37	73	0	68	268	168	14		168
Patients who died while on the WL during 2015	0	0	1	5	0	3					
SMALL BOWEL											
N° TX CENTRES	0	0	0	0	0	0	2	0	6		40
Patients included on the WL for the first time in the course of 2015	0	0	0	0	0	0	0	0	8		195
Total number of patients ever active on the WL during 2015	0	0	0	0	0	0	2	0	9		382
Patients awaiting for a transplant (only active candidates) on 31/12/2015	0	0	0	0	0	0	1	0	1		186
Patients who died while on the WL during 2015	0	0	0	0	0	0	1	0	2		18

WAITING LIST

LATINAMERICAN COUNTRIES

COUNTRIES	ARGENTINA	BRAZIL	CHILE	COLOMBIA	COSTA RICA	CUBA	DOMINICAN REP.	ECUADOR
Population (million inhabitants): UNFPA	43,4	207,8	17,9	48,2	4,8	11,4	10,5	16,1
KIDNEY								
N° TX CENTRES	55	135		23	5	9	6	6
Patients included on the WL for the first time in the course of 2015	1739	11124		1261		200	71	173
Total number of patients ever active on the WL during 2015	7805	28820		2978		450	109	563
Patients awaiting for a transplant (only active candidates) on 31/12/2015	6066	18364		1911	239	450	97	445
Patients who died while on the WL during 2015	432	1387		61			1	0
Patients on dialyses on 31/12/2015	29317	91963		24178		3140	2290	326
LIVER								
N° TX CENTRES	26	58		10	3	3	1	1
Patients included on the WL for the first time in the course of 2015	811	3449		263		40	11	25
Total number of patients ever active on the WL during 2015	2027	4764		375		40	19	38
Patients awaiting for a transplant (only active candidates) on 31/12/2015	1216	1308		74	60	24	8	24
Patients who died while on the WL during 2015	212	778		19			1	3
HEART								
N° TX CENTRES	22	36		8	3	1	2	0
Patients included on the WL for the first time in the course of 2015	177	532		82		10	0	1
Total number of patients ever active on the WL during 2015	288	780		107		8	0	1
Patients awaiting for a transplant (only active candidates) on 31/12/2015	111	251		18	5	3	0	5
Patients who died while on the WL during 2015	34	121		9			0	0
LUNG								
N° TX CENTRES	7	8		4	2	0	0	0
Patients included on the WL for the first time in the course of 2015	92	127		30		0	0	0
Total number of patients ever active on the WL during 2015	275	332		46		0	0	0
Patients awaiting for a transplant (only active candidates) on 31/12/2015	183	206		21	1	0	0	0
Patients who died while on the WL during 2015	45	43		6		0	0	0
PANCREAS								
N° TX CENTRES	16	19		4	1	0	0	0
Patients included on the WL for the first time in the course of 2015	96	338		4		0	0	0
Total number of patients ever active on the WL during 2015	238	735		19		0	0	0
Patients awaiting for a transplant (only active candidates) on 31/12/2015	142	501		8	0	0	0	0
Patients who died while on the WL during 2015	18	22		0		0	0	0
SMALL BOWEL								
N° TX CENTRES	2	2		4	1	0	0	0
Patients included on the WL for the first time in the course of 2015	9	3		5		0	0	0
Total number of patients ever active on the WL during 2015	21	10		6		0	0	0
Patients awaiting for a transplant (only active candidates) on 31/12/2015	12	7		2	0	0	0	0
Patients who died while on the WL during 2015	2	2		0		0	0	0

WAITING LIST

LATINAMERICAN COUNTRIES

COUNTRIES	GUATEMALA	HONDURAS	MEXICO	PANAMA	PARAGUAY	PERU	URUGUAY	VENEZUELA
Population (million inhabitants): UNFPA	16,3	8,1	127,0	3,9	6,6	31,4	3,4	31,1
KIDNEY								
N° TX CENTRES			242	1	4	8	3	15
Patients included on the WL for the first time in the course of 2015			4420		48	131	133	302
Total number of patients ever active on the WL during 2015			15900		177	559	584	1621
Patients awaiting for a transplant (only active candidates) on 31/12/2015			12321		140	425	451	1520
Patients who died while on the WL during 2015			69			0	28	84
Patients on dialyses on 31/12/2015				2100	1200		3038	19495
LIVER								
N° TX CENTRES		0	73	1	1	4	1	2
Patients included on the WL for the first time in the course of 2015		0	254	2	1	11	35	7
Total number of patients ever active on the WL during 2015		0	663	14	1	35	62	24
Patients awaiting for a transplant (only active candidates) on 31/12/2015		0	393	14	0	11	27	19
Patients who died while on the WL during 2015		0	39	0	0	2	7	8
HEART								
N° TX CENTRES		0	48	1	3	3	3	1
Patients included on the WL for the first time in the course of 2015		0	64		5	12	10	0
Total number of patients ever active on the WL during 2015		0	107		10	1	29	0
Patients awaiting for a transplant (only active candidates) on 31/12/2015		0	50		7	3	20	0
Patients who died while on the WL during 2015		0	4		1	0	5	0
LUNG								
N° TX CENTRES		0	10	0	0	3	1	0
Patients included on the WL for the first time in the course of 2015		0	1		1	5	10	0
Total number of patients ever active on the WL during 2015		0	2		1	5	19	0
Patients awaiting for a transplant (only active candidates) on 31/12/2015		0	1		1	3	11	0
Patients who died while on the WL during 2015		0	1		0	0	3	0
PANCREAS								
N° TX CENTRES		0	22	0	0	1	1	0
Patients included on the WL for the first time in the course of 2015		0	4		0	0	2	0
Total number of patients ever active on the WL during 2015		0	22		0	0	28	0
Patients awaiting for a transplant (only active candidates) on 31/12/2015		0	19		0	0	20	0
Patients who died while on the WL during 2015		0	0		0	0	4	0
SMALL BOWEL								
N° TX CENTRES		0	3	0	0	0	0	0
Patients included on the WL for the first time in the course of 2015		0	0		0	0	0	0
Total number of patients ever active on the WL during 2015		0	0		0	0	0	0
Patients awaiting for a transplant (only active candidates) on 31/12/2015		0	0		0	0	0	0
Patients who died while on the WL during 2015		0	0		0	0	0	0

FAMILY REFUSALS

EUROPEAN UNION COUNTRIES

COUNTRIES	AUSTRIA	BELGIUM	BULGARIA	CROATIA	CYPRUS	CZECH. R.	DENMARK	ESTONIA	FINLAND	FRANCE
Population (million inhabitants): UNFPA	8,5	11,3	7,1	4,2	0,8	10,5	5,7	1,3	5,5	64,4

Number of interviews, asking for consent to donation
Number of family refusals (%)

	36	36	202	11	11	36	12 (33,3)	738
	87 (12,9)	17 (47,22)	33 (16,3)	5 (45,5)	59,8	29	9 (31,0)	30 (28,6)

COUNTRIES	GERMANY	GREECE	HUNGARY	IRELAND	ITALY	LATVIA	LITHUANIA	LUXEMBOURG	MALTA
Population (million inhabitants): UNFPA	80,7	11,0	9,9	4,7	59,8	2,0	2,9	0,6	0,4

Number of interviews, asking for consent to donation
Number of family refusals (%)

	154	20 (13,0)	29	105	2185	21	46,1	9,8	6
	20 (13,0)	707 (30,3)	9 (31,0)	30 (28,6)	334 (15,3)	2,1	46,1	9,8	0 (0,0)

COUNTRIES	NETHERLANDS	POLAND	PORTUGAL	ROMANIA	SLOVAKIA	SLOVENIA	SPAIN	SWEDEN	U. K.
Population (million inhabitants): UNFPA	16,9	38,6	10,3	19,5	5,4	2,1	46,1	9,8	64,7

Number of interviews, asking for consent to donation
Number of family refusals (%)

	643	100 (15,6)	117	12 (10,3)	2185	3712	1269 (34,2)
--	-----	------------	-----	-----------	------	------	-------------

OTHER COUNTRIES

COUNTRIES	ARMENIA	AUSTRALIA	AZERBAIJAN	BELARUS	BOSNIA AND HERZEGOVINA	CANADA	GEORGIA	ICELAND	IRAN	ISRAEL	MACEDONIA	MALAYSIA
Population (million inhabitants): UNFPA	3,0	24	9,8	9,5	3,8	35,9	4	0,3	79,1	8,1	2,1	30,3

Number of interviews, asking for consent to donation
Number of family refusals (%)

	905	341 (37,7)	0	0 (0,0)	3 (33,3)	129	6	236	52 (40,3)	4 (66,7)	160 (67,8)
--	-----	------------	---	---------	----------	-----	---	-----	-----------	----------	------------

COUNTRIES	MOLDOVA	MONTENEGRO	NEW ZEALAND	NORWAY	RUSSIAN F.	SUDAN	SWITZERLAND	SYRIA	TURKEY	UKRAINE	USA	VIETNAM
Population (million inhabitants): UNFPA	4,1	0,6	4,5	5,2	143,5	40,2	8,3	18,5	78,7	44,8	321,8	93,4

Number of interviews, asking for consent to donation
Number of family refusals (%)

	51	23	1969	57	1497 (76,0)	53 (93,0)	2028
	17 (33,3)	23 (100)					

LATINAMERICAN COUNTRIES

COUNTRIES	ARGENTINA	BRAZIL	CHILE	COSTA RICA	CUBA	DOMINICAN REP.	ECUADOR
Population (million inhabitants): UNFPA	43,4	207,8	17,9	4,8	11,4	10,5	16,1

Number of interviews, asking for consent to donation
Number of family refusals (%)

	6191	2739 (44,2)	170	68	54	6 (11,1)
	2739 (44,2)	11 (6,5)	49 (72,1)			

COUNTRIES	GUATEMALA	HONDURAS	MEXICO	PANAMA	PARAGUAY	PERU	URUGUAY	VENEZUELA
Population (million inhabitants): UNFPA	16,3	8,1	127,0	3,9	6,6	31,4	3,4	31,1

Number of interviews, asking for consent to donation
Number of family refusals (%)

	51	237	74	136	40 (29,4)
	26 (51,0)	159 (67,1)	0 (0)		

International Data On Tissue And Hematopoietic Stem Cell Donation And Transplantation Activity. Year 2015



Data provided by National Competent Authorities:

EUROPE

Austria

Belgium

Bulgaria

Yordan Peev

Croatia

Milena Ivanković

Cyprus

Carolina Stylianou

Czech Republic

Eva Křemenová

Denmark

Estonia

Siim Suutre

Finland

Anne Tammiruusu

France

Candide Font-Sala

Germany

Greece

Hungary

Lilla Tokár

Ireland

Italy

Fiorenza Bariani

Letizia Lombardini

Latvia

Ieva Bekere

Lithuania

Justina Davainytė

Luxembourg

Martine Debacker

Malta

Patricia Galea

Netherlands

Frank Van Linden

Poland

Portugal

Paulo Severino

Romania

Andrei Nica

Slovakia

Magdaléna Krátka

Daniel Kuba

Slovenia

Spain

Bibiana Ramos

Marina Álvarez

Sweden

Mona Hansson

United Kingdom

Rita Barallon

Macedonia

The Republic of Moldova

Igor Codreanu

Tatiana Timbalari

Norway

Zaheer Rana

Turkey

LATIN AMERICA

Argentina

Carlos Soratti

Brazil

Heder Murari Borba

Chile

Colombia

Costa Rica

Cesar Gamboa

Cuba

Alexander Mármol

Dominican Rep.

Fernando R. Morales

Alexander Altman

Ecuador

Rubén D. Chiriboga

Guatemala

Honduras

Mexico

J. Salvador Aburto

Panama

César J. Cuero

Paraguay

Hugo A. Espinoza C.

Peru

Mariela Delgado

Uruguay

Mika Bengochea

Venezuela

Evelyn Alonzo

PRELIMINARY DATA ON TISSUES - YEAR 2015

EUROPEAN UNION COUNTRIES

Country	AUSTRIA	BELGIUM	BULGARIA	CROATIA	CYPRUS	CZECH REPUBLIC	DENMARK	ESTONIA	FINLAND	FRANCE	GERMANY	GREECE	HUNGARY	IRELAND	ITALY	LATVIA																																																																																																																																																																																																																																																																																																																																																																																																																																																																																																																																																																																																																																																																																																																																																																																																																																																																																																																																																																																																																																																																																																																																																																																																																					
Population (Font: eurostat)	8.576.261	11.258.434	7.202.198	4.225.316	847.008	10.538.275	5.659.715	1.313.271	5.471.753	66.415.161	81.197.537	10.858.018	9.855.571	4.628.949	60.795.612	1.986.096																																																																																																																																																																																																																																																																																																																																																																																																																																																																																																																																																																																																																																																																																																																																																																																																																																																																																																																																																																																																																																																																																																																																																																																																																					
TYPE OF TISSUE	NO DATA		NO DATA		NO DATA		NO DATA		NO DATA		NO DATA		NO DATA		NO DATA																																																																																																																																																																																																																																																																																																																																																																																																																																																																																																																																																																																																																																																																																																																																																																																																																																																																																																																																																																																																																																																																																																																																																																																																																						
OCULAR TISSUE																	N. of tissue donations	84	117	117	342	0	889	17	167	5.719	0	0	545	0	0	7.616	10	Tissue donation PMP	11,7	60,9	60,9	60,9	0,0	94,5	12,9	30,5	96,392	0	0	523	0	0	1.253,3	5,0	N° of tissue retrieved	167	167	167	697	0	1.051	35	333	11.392	0	0	523	0	0	15.243	8	N° tissue processed (units)	150	150	150	416	0	699	36	331	4.941	0	0	451	0	0	6.951	0	N° tissue distributed (units)	0	0	0	0	45	0	0	32	0	0	0	0	0	0	0	5	N° tissue imported (units)	0	0	0	1,04	0	1,51	0	8	254	0	0	0	0	0	488	0	N° tissue exported (units)	150	150	150	375	45	510	35	231	4.941	0	0	420	0	0	0	0	N° of tissues transplanted	149	149	149	366	45	510	40	231	4.941	0	0	420	0	0	0	0	N° of patients transplanted	150	150	150	375	45	510	43	231	4.941	0	0	448	0	0	5.620	0	BLOOD VESSEL																	N. of tissue donations	0	0	0	19	0	75	26	13	6.944	0	0	113	0	0	615	0	Tissue donation PMP	0,0	0,0	0,0	4,5	0,0	7,1	19,8	2,4	104,6	0	0	10,1	0,0	0,0	10,1	0,0	N° of tissue retrieved	0	0	0	19	0	97	43	36	7.614	0	0	113	0	0	880	0	N° tissue processed (units)	0	0	0	19	0	74	42	36	7.614	0	0	86	0	0	0	0	N° tissue distributed (units)	0	0	0	10	0	42	28	0	2.012	0	0	1	0	0	423	0	N° tissue imported (units)	0	0	0	0	0	0	0	0	30	0	0	0	0	0	0	0	N° tissue exported (units)	0	0	0	0	0	42	9	0	39	0	0	0	0	0	0	0	N° of tissues transplanted	0	0	0	7	0	40	28	0	1.469	0	0	0	0	0	0	0	N° of patients transplanted	0	0	0	10	0	43	28	0	1.453	0	0	0	0	0	241	0	CARDIAC TISSUE																	N. of tissue donations	0	0	0	4	0	86	0	78	310	0	0	12	0	0	255	0	Tissue donation PMP	0,0	0,0	0,0	0,9	0,0	8,2	0,0	14,3	4,7	0	0	1,2	0	0	4,2	0,0	N° of tissue retrieved	0	0	0	4	0	86	0	235	653	0	0	12	0	0	479	0	N° tissue processed (units)	0	0	0	4	0	86	0	235	653	0	0	27	0	0	0	0	N° tissue distributed (units)	0	0	0	5	0	94	0	150	164	0	0	15	0	0	225	0	N° tissue imported (units)	0	0	0	0	0	0	0	0	46	0	0	0	0	0	0	0	N° tissue exported (units)	0	0	0	0	0	94	0	2	76	0	0	0	0	0	2	0	N° of tissues transplanted	0	0	0	3	0	93	0	150	164	0	0	13	0	0	0	0	N° of patients transplanted	0	0	0	5	0	98	0	0	164	0	0	13	0	0	0	0	MUSCULOSKELETAL																	N. of tissue donations	6.916	12,9	12,9	156	0	1.368	186	1.030	25.596	0	0	2075	0	0	3.812	10	Tissue donation PMP	960,3	6,916	6,916	36,9	0,0	1.298	141,6	188,2	385,4	0	0	210,5	0	0	62,7	5,0	N° of tissue retrieved	198	198	198	270	0	3.912	210	1.350	26.070	0	0	2.075	0	0	6.504	36	N° tissue processed (units)	282	282	282	139	0	2.952	0	0	26.070	0	0	0	0	0	0	74	N° tissue distributed (units)	0	0	0	55	0	0	0	0	38.262	0	0	0	0	0	10.643	25	N° tissue imported (units)	4.920	188	188	179	0	1.023	199	0	4.225	0	0	0	0	0	91	0	N° tissue exported (units)	181	181	181	236	0	637	230	0	38.495	0	0	1.117	0	0	0	0	N° of tissues transplanted	182	182	182	172	0	709	259	0	30.163	0	0	389	0	0	0	0	N° of patients transplanted	182	182	182	172	0	709	259	0	30.163	0	0	389	0	0	8.116	0	PLACENTA/AMNIOTIC MEMBRANE																	N. of tissue donations	12	1,7	1,7	5	0	22	22	16	110	0	0	0	0	0	242	0	Tissue donation PMP	12	1,7	1,7	1,2	0,0	2,1	16,8	2,9	1,7	0	0	0,0	0,0	0,0	4,0	0,0	N° of tissue retrieved	418	418	418	2.584	0	5.136	99	239	110	0	0	581	0	0	244	0	N° tissue processed (units)	495	495	495	2.635	0	2.320	97	0	3.407	0	0	461	0	0	0	0	N° tissue imported (units)	0	0	0	0	0	0	0	0	2.687	0	0	0	0	0	37.733	0	N° tissue exported (units)	165	165	165	158	0	92	0	32	25	0	0	0	0	0	0	0	N° of tissues transplanted	157	157	157	158	0	33	84	0	2.687	0	0	73	0	0	0	0	N° of patients transplanted	157	157	157	158	0	33	84	0	2.349	0	0	70	0	0	0	0	N° of tissues transplanted	157	157	157	158	0	34	97	0	2.349	0	0	81	0	0	10.10	0	SKIN																	N. of tissue donations	63	12,9	12,9	8	0	65	6	23	233	0	0	25	0	0	517	0	Tissue donation PMP	164,279	164,279	164,279	7,3	0,0	6,2	4,6	4,2	31,5	0	0	22,8	0	0	8,5	0,0	N° of tissue retrieved	57.684	57.684	57.684	16.492	0	174.509	113.609	1.059	438.042	0	0	273	0	0	1.112.425	0	N° tissue processed (units)	0	0	0	13.224	0	170.045	77	1.063	438.042	0	0	33.852	0	0	810.745	0	N° tissue distributed (units)	0	0	0	0	0	0	0	0	7.164	0	0	0	0	0	0	0	N° tissue imported (units)	0	0	0	0	0	1.770	0	0	0	0	0	0	0	0	70	0	N° tissue exported (units)	0	0	0	174	0	0	2	23	330.189	0	0	145	0	0	0	0	N° of tissues transplanted	0	0	0	4	0	0	7	0	135	0	0	134	0	0	0	0	N° of patients transplanted	0	0	0	4	0	0	7	0	135	0	0	145	0	0	18.21	0	OTHERS																	N. of tissue donations	39	5,4	5,4	0,0	0,0	6,2	0,0	1	123	0	0	151	0	0	20	118	Tissue donation PMP	39	5,4	5,4	0,0	0,0	6,2	0,0	0,2	385,4	0	0	15,3	0	0	20	59,4	N° of tissue retrieved	0	0	0	0	1.557	0	0	1	123	0	0	151	0	0	0	118	N° tissue processed (units)	0	0	0	0	0	0	0	0	0	0	0	7	0	0	0	0	N° tissue distributed (units)	0	0	0	0	1.375	0	0	4	0	0	0	5	0	0	24	0	N° tissue imported (units)	28	28	28	0	0	34	0	0	0	0	0	0	0	0	0	0	N° tissue exported (units)	0	0	0	0	0	4	0	0	0	0	0	0	0	0	0	0	N° of tissues transplanted	0	0	0	0	0	4	0	0	0	0	0	0	0	0	0	0	N° of patients transplanted	0	0	0	0	0	4	0	0	0	0	0	0	0	0	60	0
N. of tissue donations	84	117	117	342	0	889	17	167	5.719	0	0	545	0	0	7.616	10	Tissue donation PMP	11,7	60,9	60,9	60,9	0,0	94,5	12,9	30,5	96,392	0	0	523	0	0	1.253,3	5,0	N° of tissue retrieved	167	167	167	697	0	1.051	35	333	11.392	0	0	523	0	0	15.243	8	N° tissue processed (units)	150	150	150	416	0	699	36	331	4.941	0	0	451	0	0	6.951	0	N° tissue distributed (units)	0	0	0	0	45	0	0	32	0	0	0	0	0	0	0	5	N° tissue imported (units)	0	0	0	1,04	0	1,51	0	8	254	0	0	0	0	0	488	0	N° tissue exported (units)	150	150	150	375	45	510	35	231	4.941	0	0	420	0	0	0	0	N° of tissues transplanted	149	149	149	366	45	510	40	231	4.941	0	0	420	0	0	0	0	N° of patients transplanted	150	150	150	375	45	510	43	231	4.941	0	0	448	0	0	5.620	0	BLOOD VESSEL																	N. of tissue donations	0	0	0	19	0	75	26	13	6.944	0	0	113	0	0	615	0	Tissue donation PMP	0,0	0,0	0,0	4,5	0,0	7,1	19,8	2,4	104,6	0	0	10,1	0,0	0,0	10,1	0,0	N° of tissue retrieved	0	0	0	19	0	97	43	36	7.614	0	0	113	0	0	880	0	N° tissue processed (units)	0	0	0	19	0	74	42	36	7.614	0	0	86	0	0	0	0	N° tissue distributed (units)	0	0	0	10	0	42	28	0	2.012	0	0	1	0	0	423	0	N° tissue imported (units)	0	0	0	0	0	0	0	0	30	0	0	0	0	0	0	0	N° tissue exported (units)	0	0	0	0	0	42	9	0	39	0	0	0	0	0	0	0	N° of tissues transplanted	0	0	0	7	0	40	28	0	1.469	0	0	0	0	0	0	0	N° of patients transplanted	0	0	0	10	0	43	28	0	1.453	0	0	0	0	0	241	0	CARDIAC TISSUE																	N. of tissue donations	0	0	0	4	0	86	0	78	310	0	0	12	0	0	255	0	Tissue donation PMP	0,0	0,0	0,0	0,9	0,0	8,2	0,0	14,3	4,7	0	0	1,2	0	0	4,2	0,0	N° of tissue retrieved	0	0	0	4	0	86	0	235	653	0	0	12	0	0	479	0	N° tissue processed (units)	0	0	0	4	0	86	0	235	653	0	0	27	0	0	0	0	N° tissue distributed (units)	0	0	0	5	0	94	0	150	164	0	0	15	0	0	225	0	N° tissue imported (units)	0	0	0	0	0	0	0	0	46	0	0	0	0	0	0	0	N° tissue exported (units)	0	0	0	0	0	94	0	2	76	0	0	0	0	0	2	0	N° of tissues transplanted	0	0	0	3	0	93	0	150	164	0	0	13	0	0	0	0	N° of patients transplanted	0	0	0	5	0	98	0	0	164	0	0	13	0	0	0	0	MUSCULOSKELETAL																	N. of tissue donations	6.916	12,9	12,9	156	0	1.368	186	1.030	25.596	0	0	2075	0	0	3.812	10	Tissue donation PMP	960,3	6,916	6,916	36,9	0,0	1.298	141,6	188,2	385,4	0	0	210,5	0	0	62,7	5,0	N° of tissue retrieved	198	198	198	270	0	3.912	210	1.350	26.070	0	0	2.075	0	0	6.504	36	N° tissue processed (units)	282	282	282	139	0	2.952	0	0	26.070	0	0	0	0	0	0	74	N° tissue distributed (units)	0	0	0	55	0	0	0	0	38.262	0	0	0	0	0	10.643	25	N° tissue imported (units)	4.920	188	188	179	0	1.023	199	0	4.225	0	0	0	0	0	91	0	N° tissue exported (units)	181	181	181	236	0	637	230	0	38.495	0	0	1.117	0	0	0	0	N° of tissues transplanted	182	182	182	172	0	709	259	0	30.163	0	0	389	0	0	0	0	N° of patients transplanted	182	182	182	172	0	709	259	0	30.163	0	0	389	0	0	8.116	0	PLACENTA/AMNIOTIC MEMBRANE																	N. of tissue donations	12	1,7	1,7	5	0	22	22	16	110	0	0	0	0	0	242	0	Tissue donation PMP	12	1,7	1,7	1,2	0,0	2,1	16,8	2,9	1,7	0	0	0,0	0,0	0,0	4,0	0,0	N° of tissue retrieved	418	418	418	2.584	0	5.136	99	239	110	0	0	581	0	0	244	0	N° tissue processed (units)	495	495	495	2.635	0	2.320	97	0	3.407	0	0	461	0	0	0	0	N° tissue imported (units)	0	0	0	0	0	0	0	0	2.687	0	0	0	0	0	37.733	0	N° tissue exported (units)	165	165	165	158	0	92	0	32	25	0	0	0	0	0	0	0	N° of tissues transplanted	157	157	157	158	0	33	84	0	2.687	0	0	73	0	0	0	0	N° of patients transplanted	157	157	157	158	0	33	84	0	2.349	0	0	70	0	0	0	0	N° of tissues transplanted	157	157	157	158	0	34	97	0	2.349	0	0	81	0	0	10.10	0	SKIN																	N. of tissue donations	63	12,9	12,9	8	0	65	6	23	233	0	0	25	0	0	517	0	Tissue donation PMP	164,279	164,279	164,279	7,3	0,0	6,2	4,6	4,2	31,5	0	0	22,8	0	0	8,5	0,0	N° of tissue retrieved	57.684	57.684	57.684	16.492	0	174.509	113.609	1.059	438.042	0	0	273	0	0	1.112.425	0	N° tissue processed (units)	0	0	0	13.224	0	170.045	77	1.063	438.042	0	0	33.852	0	0	810.745	0	N° tissue distributed (units)	0	0	0	0	0	0	0	0	7.164	0	0	0	0	0	0	0	N° tissue imported (units)	0	0	0	0	0	1.770	0	0	0	0	0	0	0	0	70	0	N° tissue exported (units)	0	0	0	174	0	0	2	23	330.189	0	0	145	0	0	0	0	N° of tissues transplanted	0	0	0	4	0	0	7	0	135	0	0	134	0	0	0	0	N° of patients transplanted	0	0	0	4	0	0	7	0	135	0	0	145	0	0	18.21	0	OTHERS																	N. of tissue donations	39	5,4	5,4	0,0	0,0	6,2	0,0	1	123	0	0	151	0	0	20	118	Tissue donation PMP	39	5,4	5,4	0,0	0,0	6,2	0,0	0,2	385,4	0	0	15,3	0	0	20	59,4	N° of tissue retrieved	0	0	0	0	1.557	0	0	1	123	0	0	151	0	0	0	118	N° tissue processed (units)	0	0	0	0	0	0	0	0	0	0	0	7	0	0	0	0	N° tissue distributed (units)	0	0	0	0	1.375	0	0	4	0	0	0	5	0	0	24	0	N° tissue imported (units)	28	28	28	0	0	34	0	0	0	0	0	0	0	0	0	0	N° tissue exported (units)	0	0	0	0	0	4	0	0	0	0	0	0	0	0	0	0	N° of tissues transplanted	0	0	0	0	0	4	0	0	0	0	0	0	0	0	0	0	N° of patients transplanted	0	0	0	0	0	4	0	0	0	0	0	0	0	0	60	0																	
Tissue donation PMP	11,7	60,9	60,9	60,9	0,0	94,5	12,9	30,5	96,392	0	0	523	0	0	1.253,3	5,0	N° of tissue retrieved	167	167	167	697	0	1.051	35	333	11.392	0	0	523	0	0	15.243	8	N° tissue processed (units)	150	150	150	416	0	699	36	331	4.941	0	0	451	0	0	6.951	0	N° tissue distributed (units)	0	0	0	0	45	0	0	32	0	0	0	0	0	0	0	5	N° tissue imported (units)	0	0	0	1,04	0	1,51	0	8	254	0	0	0	0	0	488	0	N° tissue exported (units)	150	150	150	375	45	510	35	231	4.941	0	0	420	0	0	0	0	N° of tissues transplanted	149	149	149	366	45	510	40	231	4.941	0	0	420	0	0	0	0	N° of patients transplanted	150	150	150	375	45	510	43	231	4.941	0	0	448	0	0	5.620	0	BLOOD VESSEL																	N. of tissue donations	0	0	0	19	0	75	26	13	6.944	0	0	113	0	0	615	0	Tissue donation PMP	0,0	0,0	0,0	4,5	0,0	7,1	19,8	2,4	104,6	0	0	10,1	0,0	0,0	10,1	0,0	N° of tissue retrieved	0	0	0	19	0	97	43	36	7.614	0	0	113	0	0	880	0	N° tissue processed (units)	0	0	0	19	0	74	42	36	7.614	0	0	86	0	0	0	0	N° tissue distributed (units)	0	0	0	10	0	42	28	0	2.012	0	0	1	0	0	423	0	N° tissue imported (units)	0	0	0	0	0	0	0	0	30	0	0	0	0	0	0	0	N° tissue exported (units)	0	0	0	0	0	42	9	0	39	0	0	0	0	0	0	0	N° of tissues transplanted	0	0	0	7	0	40	28	0	1.469	0	0	0	0	0	0	0	N° of patients transplanted	0	0	0	10	0	43	28	0	1.453	0	0	0	0	0	241	0	CARDIAC TISSUE																	N. of tissue donations	0	0	0	4	0	86	0	78	310	0	0	12	0	0	255	0	Tissue donation PMP	0,0	0,0	0,0	0,9	0,0	8,2	0,0	14,3	4,7	0	0	1,2	0	0	4,2	0,0	N° of tissue retrieved	0	0	0	4	0	86	0	235	653	0	0	12	0	0	479	0	N° tissue processed (units)	0	0	0	4	0	86	0	235	653	0	0	27	0	0	0	0	N° tissue distributed (units)	0	0	0	5	0	94	0	150	164	0	0	15	0	0	225	0	N° tissue imported (units)	0	0	0	0	0	0	0	0	46	0	0	0	0	0	0	0	N° tissue exported (units)	0	0	0	0	0	94	0	2	76	0	0	0	0	0	2	0	N° of tissues transplanted	0	0	0	3	0	93	0	150	164	0	0	13	0	0	0	0	N° of patients transplanted	0	0	0	5	0	98	0	0	164	0	0	13	0	0	0	0	MUSCULOSKELETAL																	N. of tissue donations	6.916	12,9	12,9	156	0	1.368	186	1.030	25.596	0	0	2075	0	0	3.812	10	Tissue donation PMP	960,3	6,916	6,916	36,9	0,0	1.298	141,6	188,2	385,4	0	0	210,5	0	0	62,7	5,0	N° of tissue retrieved	198	198	198	270	0	3.912	210	1.350	26.070	0	0	2.075	0	0	6.504	36	N° tissue processed (units)	282	282	282	139	0	2.952	0	0	26.070	0	0	0	0	0	0	74	N° tissue distributed (units)	0	0	0	55	0	0	0	0	38.262	0	0	0	0	0	10.643	25	N° tissue imported (units)	4.920	188	188	179	0	1.023	199	0	4.225	0	0	0	0	0	91	0	N° tissue exported (units)	181	181	181	236	0	637	230	0	38.495	0	0	1.117	0	0	0	0	N° of tissues transplanted	182	182	182	172	0	709	259	0	30.163	0	0	389	0	0	0	0	N° of patients transplanted	182	182	182	172	0	709	259	0	30.163	0	0	389	0	0	8.116	0	PLACENTA/AMNIOTIC MEMBRANE																	N. of tissue donations	12	1,7	1,7	5	0	22	22	16	110	0	0	0	0	0	242	0	Tissue donation PMP	12	1,7	1,7	1,2	0,0	2,1	16,8	2,9	1,7	0	0	0,0	0,0	0,0	4,0	0,0	N° of tissue retrieved	418	418	418	2.584	0	5.136	99	239	110	0	0	581	0	0	244	0	N° tissue processed (units)	495	495	495	2.635	0	2.320	97	0	3.407	0	0	461	0	0	0	0	N° tissue imported (units)	0	0	0	0	0	0	0	0	2.687	0	0	0	0	0	37.733	0	N° tissue exported (units)	165	165	165	158	0	92	0	32	25	0	0	0	0	0	0	0	N° of tissues transplanted	157	157	157	158	0	33	84	0	2.687	0	0	73	0	0	0	0	N° of patients transplanted	157	157	157	158	0	33	84	0	2.349	0	0	70	0	0	0	0	N° of tissues transplanted	157	157	157	158	0	34	97	0	2.349	0	0	81	0	0	10.10	0	SKIN																	N. of tissue donations	63	12,9	12,9	8	0	65	6	23	233	0	0	25	0	0	517	0	Tissue donation PMP	164,279	164,279	164,279	7,3	0,0	6,2	4,6	4,2	31,5	0	0	22,8	0	0	8,5	0,0	N° of tissue retrieved	57.684	57.684	57.684	16.492	0	174.509	113.609	1.059	438.042	0	0	273	0	0	1.112.425	0	N° tissue processed (units)	0	0	0	13.224	0	170.045	77	1.063	438.042	0	0	33.852	0	0	810.745	0	N° tissue distributed (units)	0	0	0	0	0	0	0	0	7.164	0	0	0	0	0	0	0	N° tissue imported (units)	0	0	0	0	0	1.770	0	0	0	0	0	0	0	0	70	0	N° tissue exported (units)	0	0	0	174	0	0	2	23	330.189	0	0	145	0	0	0	0	N° of tissues transplanted	0	0	0	4	0	0	7	0	135	0	0	134	0	0	0	0	N° of patients transplanted	0	0	0	4	0	0	7	0	135	0	0	145	0	0	18.21	0	OTHERS																	N. of tissue donations	39	5,4	5,4	0,0	0,0	6,2	0,0	1	123	0	0	151	0	0	20	118	Tissue donation PMP	39	5,4	5,4	0,0	0,0	6,2	0,0	0,2	385,4	0	0	15,3	0	0	20	59,4	N° of tissue retrieved	0	0	0	0	1.557	0	0	1	123	0	0	151	0	0	0	118	N° tissue processed (units)	0	0	0	0	0	0	0	0	0	0	0	7	0	0	0	0	N° tissue distributed (units)	0	0	0	0	1.375	0	0	4	0	0	0	5	0	0	24	0	N° tissue imported (units)	28	28	28	0	0	34	0	0	0	0	0	0	0	0	0	0	N° tissue exported (units)	0	0	0	0	0	4	0	0	0	0	0	0	0	0	0	0	N° of tissues transplanted	0	0	0	0	0	4	0	0	0	0	0	0	0	0	0	0	N° of patients transplanted	0	0	0	0	0	4	0	0	0	0	0	0	0	0	60	0																																		
N° of tissue retrieved	167	167	167	697	0	1.051	35	333	11.392	0	0	523	0	0	15.243	8	N° tissue processed (units)	150	150	150	416	0	699	36	331	4.941	0	0	451	0	0	6.951	0	N° tissue distributed (units)	0	0	0	0	45	0	0	32	0	0	0	0	0	0	0	5	N° tissue imported (units)	0	0	0	1,04	0	1,51	0	8	254	0	0	0	0	0	488	0	N° tissue exported (units)	150	150	150	375	45	510	35	231	4.941	0	0	420	0	0	0	0	N° of tissues transplanted	149	149	149	366	45	510	40	231	4.941	0	0	420	0	0	0	0	N° of patients transplanted	150	150	150	375	45	510	43	231	4.941	0	0	448	0	0	5.620	0	BLOOD VESSEL																	N. of tissue donations	0	0	0	19	0	75	26	13	6.944	0	0	113	0	0	615	0	Tissue donation PMP	0,0	0,0	0,0	4,5	0,0	7,1	19,8	2,4	104,6	0	0	10,1	0,0	0,0	10,1	0,0	N° of tissue retrieved	0	0	0	19	0	97	43	36	7.614	0	0	113	0	0	880	0	N° tissue processed (units)	0	0	0	19	0	74	42	36	7.614	0	0	86	0	0	0	0	N° tissue distributed (units)	0	0	0	10	0	42	28	0	2.012	0	0	1	0	0	423	0	N° tissue imported (units)	0	0	0	0	0	0	0	0	30	0	0	0	0	0	0	0	N° tissue exported (units)	0	0	0	0	0	42	9	0	39	0	0	0	0	0	0	0	N° of tissues transplanted	0	0	0	7	0	40	28	0	1.469	0	0	0	0	0	0	0	N° of patients transplanted	0	0	0	10	0	43	28	0	1.453	0	0	0	0	0	241	0	CARDIAC TISSUE																	N. of tissue donations	0	0	0	4	0	86	0	78	310	0	0	12	0	0	255	0	Tissue donation PMP	0,0	0,0	0,0	0,9	0,0	8,2	0,0	14,3	4,7	0	0	1,2	0	0	4,2	0,0	N° of tissue retrieved	0	0	0	4	0	86	0	235	653	0	0	12	0	0	479	0	N° tissue processed (units)	0	0	0	4	0	86	0	235	653	0	0	27	0	0	0	0	N° tissue distributed (units)	0	0	0	5	0	94	0	150	164	0	0	15	0	0	225	0	N° tissue imported (units)	0	0	0	0	0	0	0	0	46	0	0	0	0	0	0	0	N° tissue exported (units)	0	0	0	0	0	94	0	2	76	0	0	0	0	0	2	0	N° of tissues transplanted	0	0	0	3	0	93	0	150	164	0	0	13	0	0	0	0	N° of patients transplanted	0	0	0	5	0	98	0	0	164	0	0	13	0	0	0	0	MUSCULOSKELETAL																	N. of tissue donations	6.916	12,9	12,9	156	0	1.368	186	1.030	25.596	0	0	2075	0	0	3.812	10	Tissue donation PMP	960,3	6,916	6,916	36,9	0,0	1.298	141,6	188,2	385,4	0	0	210,5	0	0	62,7	5,0	N° of tissue retrieved	198	198	198	270	0	3.912	210	1.350	26.070	0	0	2.075	0	0	6.504	36	N° tissue processed (units)	282	282	282	139	0	2.952	0	0	26.070	0	0	0	0	0	0	74	N° tissue distributed (units)	0	0	0	55	0	0	0	0	38.262	0	0	0	0	0	10.643	25	N° tissue imported (units)	4.920	188	188	179	0	1.023	199	0	4.225	0	0	0	0	0	91	0	N° tissue exported (units)	181	181	181	236	0	637	230	0	38.495	0	0	1.117	0	0	0	0	N° of tissues transplanted	182	182	182	172	0	709	259	0	30.163	0	0	389	0	0	0	0	N° of patients transplanted	182	182	182	172	0	709	259	0	30.163	0	0	389	0	0	8.116	0	PLACENTA/AMNIOTIC MEMBRANE																	N. of tissue donations	12	1,7	1,7	5	0	22	22	16	110	0	0	0	0	0	242	0	Tissue donation PMP	12	1,7	1,7	1,2	0,0	2,1	16,8	2,9	1,7	0	0	0,0	0,0	0,0	4,0	0,0	N° of tissue retrieved	418	418	418	2.584	0	5.136	99	239	110	0	0	581	0	0	244	0	N° tissue processed (units)	495	495	495	2.635	0	2.320	97	0	3.407	0	0	461	0	0	0	0	N° tissue imported (units)	0	0	0	0	0	0	0	0	2.687	0	0	0	0	0	37.733	0	N° tissue exported (units)	165	165	165	158	0	92	0	32	25	0	0	0	0	0	0	0	N° of tissues transplanted	157	157	157	158	0	33	84	0	2.687	0	0	73	0	0	0	0	N° of patients transplanted	157	157	157	158	0	33	84	0	2.349	0	0	70	0	0	0	0	N° of tissues transplanted	157	157	157	158	0	34	97	0	2.349	0	0	81	0	0	10.10	0	SKIN																	N. of tissue donations	63	12,9	12,9	8	0	65	6	23	233	0	0	25	0	0	517	0	Tissue donation PMP	164,279	164,279	164,279	7,3	0,0	6,2	4,6	4,2	31,5	0	0	22,8	0	0	8,5	0,0	N° of tissue retrieved	57.684	57.684	57.684	16.492	0	174.509	113.609	1.059	438.042	0	0	273	0	0	1.112.425	0	N° tissue processed (units)	0	0	0	13.224	0	170.045	77	1.063	438.042	0	0	33.852	0	0	810.745	0	N° tissue distributed (units)	0	0	0	0	0	0	0	0	7.164	0	0	0	0	0	0	0	N° tissue imported (units)	0	0	0	0	0	1.770	0	0	0	0	0	0	0	0	70	0	N° tissue exported (units)	0	0	0	174	0	0	2	23	330.189	0	0	145	0	0	0	0	N° of tissues transplanted	0	0	0	4	0	0	7	0	135	0	0	134	0	0	0	0	N° of patients transplanted	0	0	0	4	0	0	7	0	135	0	0	145	0	0	18.21	0	OTHERS																	N. of tissue donations	39	5,4	5,4	0,0	0,0	6,2	0,0	1	123	0	0	151	0	0	20	118	Tissue donation PMP	39	5,4	5,4	0,0	0,0	6,2	0,0	0,2	385,4	0	0	15,3	0	0	20	59,4	N° of tissue retrieved	0	0	0	0	1.557	0	0	1	123	0	0	151	0	0	0	118	N° tissue processed (units)	0	0	0	0	0	0	0	0	0	0	0	7	0	0	0	0	N° tissue distributed (units)	0	0	0	0	1.375	0	0	4	0	0	0	5	0	0	24	0	N° tissue imported (units)	28	28	28	0	0	34	0	0	0	0	0	0	0	0	0	0	N° tissue exported (units)	0	0	0	0	0	4	0	0	0	0	0	0	0	0	0	0	N° of tissues transplanted	0	0	0	0	0	4	0	0	0	0	0	0	0	0	0	0	N° of patients transplanted	0	0	0	0	0	4	0	0	0	0	0	0	0	0	60	0																																																			
N° tissue processed (units)	150	150	150	416	0	699	36	331	4.941	0	0	451	0	0	6.951	0	N° tissue distributed (units)	0	0	0	0	45	0	0	32	0	0	0	0	0	0	0	5	N° tissue imported (units)	0	0	0	1,04	0	1,51	0	8	254	0	0	0	0	0	488	0	N° tissue exported (units)	150	150	150	375	45	510	35	231	4.941	0	0	420	0	0	0	0	N° of tissues transplanted	149	149	149	366	45	510	40	231	4.941	0	0	420	0	0	0	0	N° of patients transplanted	150	150	150	375	45	510	43	231	4.941	0	0	448	0	0	5.620	0	BLOOD VESSEL																	N. of tissue donations	0	0	0	19	0	75	26	13	6.944	0	0	113	0	0	615	0	Tissue donation PMP	0,0	0,0	0,0	4,5	0,0	7,1	19,8	2,4	104,6	0	0	10,1	0,0	0,0	10,1	0,0	N° of tissue retrieved	0	0	0	19	0	97	43	36	7.614	0	0	113	0	0	880	0	N° tissue processed (units)	0	0	0	19	0	74	42	36	7.614	0	0	86	0	0	0	0	N° tissue distributed (units)	0	0	0	10	0	42	28	0	2.012	0	0	1	0	0	423	0	N° tissue imported (units)	0	0	0	0	0	0	0	0	30	0	0	0	0	0	0	0	N° tissue exported (units)	0	0	0	0	0	42	9	0	39	0	0	0	0	0	0	0	N° of tissues transplanted	0	0	0	7	0	40	28	0	1.469	0	0	0	0	0	0	0	N° of patients transplanted	0	0	0	10	0	43	28	0	1.453	0	0	0	0	0	241	0	CARDIAC TISSUE																	N. of tissue donations	0	0	0	4	0	86	0	78	310	0	0	12	0	0	255	0	Tissue donation PMP	0,0	0,0	0,0	0,9	0,0	8,2	0,0	14,3	4,7	0	0	1,2	0	0	4,2	0,0	N° of tissue retrieved	0	0	0	4	0	86	0	235	653	0	0	12	0	0	479	0	N° tissue processed (units)	0	0	0	4	0	86	0	235	653	0	0	27	0	0	0	0	N° tissue distributed (units)	0	0	0	5	0	94	0	150	164	0	0	15	0	0	225	0	N° tissue imported (units)	0	0	0	0	0	0	0	0	46	0	0	0	0	0	0	0	N° tissue exported (units)	0	0	0	0	0	94	0	2	76	0	0	0	0	0	2	0	N° of tissues transplanted	0	0	0	3	0	93	0	150	164	0	0	13	0	0	0	0	N° of patients transplanted	0	0	0	5	0	98	0	0	164	0	0	13	0	0	0	0	MUSCULOSKELETAL																	N. of tissue donations	6.916	12,9	12,9	156	0	1.368	186	1.030	25.596	0	0	2075	0	0	3.812	10	Tissue donation PMP	960,3	6,916	6,916	36,9	0,0	1.298	141,6	188,2	385,4	0	0	210,5	0	0	62,7	5,0	N° of tissue retrieved	198	198	198	270	0	3.912	210	1.350	26.070	0	0	2.075	0	0	6.504	36	N° tissue processed (units)	282	282	282	139	0	2.952	0	0	26.070	0	0	0	0	0	0	74	N° tissue distributed (units)	0	0	0	55	0	0	0	0	38.262	0	0	0	0	0	10.643	25	N° tissue imported (units)	4.920	188	188	179	0	1.023	199	0	4.225	0	0	0	0	0	91	0	N° tissue exported (units)	181	181	181	236	0	637	230	0	38.495	0	0	1.117	0	0	0	0	N° of tissues transplanted	182	182	182	172	0	709	259	0	30.163	0	0	389	0	0	0	0	N° of patients transplanted	182	182	182	172	0	709	259	0	30.163	0	0	389	0	0	8.116	0	PLACENTA/AMNIOTIC MEMBRANE																	N. of tissue donations	12	1,7	1,7	5	0	22	22	16	110	0	0	0	0	0	242	0	Tissue donation PMP	12	1,7	1,7	1,2	0,0	2,1	16,8	2,9	1,7	0	0	0,0	0,0	0,0	4,0	0,0	N° of tissue retrieved	418	418	418	2.584	0	5.136	99	239	110	0	0	581	0	0	244	0	N° tissue processed (units)	495	495	495	2.635	0	2.320	97	0	3.407	0	0	461	0	0	0	0	N° tissue imported (units)	0	0	0	0	0	0	0	0	2.687	0	0	0	0	0	37.733	0	N° tissue exported (units)	165	165	165	158	0	92	0	32	25	0	0	0	0	0	0	0	N° of tissues transplanted	157	157	157	158	0	33	84	0	2.687	0	0	73	0	0	0	0	N° of patients transplanted	157	157	157	158	0	33	84	0	2.349	0	0	70	0	0	0	0	N° of tissues transplanted	157	157	157	158	0	34	97	0	2.349	0	0	81	0	0	10.10	0	SKIN																	N. of tissue donations	63	12,9	12,9	8	0	65	6	23	233	0	0	25	0	0	517	0	Tissue donation PMP	164,279	164,279	164,279	7,3	0,0	6,2	4,6	4,2	31,5	0	0	22,8	0	0	8,5	0,0	N° of tissue retrieved	57.684	57.684	57.684	16.492	0	174.509	113.609	1.059	438.042	0	0	273	0	0	1.112.425	0	N° tissue processed (units)	0	0	0	13.224	0	170.045	77	1.063	438.042	0	0	33.852	0	0	810.745	0	N° tissue distributed (units)	0	0	0	0	0	0	0	0	7.164	0	0	0	0	0	0	0	N° tissue imported (units)	0	0	0	0	0	1.770	0	0	0	0	0	0	0	0	70	0	N° tissue exported (units)	0	0	0	174	0	0	2	23	330.189	0	0	145	0	0	0	0	N° of tissues transplanted	0	0	0	4	0	0	7	0	135	0	0	134	0	0	0	0	N° of patients transplanted	0	0	0	4	0	0	7	0	135	0	0	145	0	0	18.21	0	OTHERS																	N. of tissue donations	39	5,4	5,4	0,0	0,0	6,2	0,0	1	123	0	0	151	0	0	20	118	Tissue donation PMP	39	5,4	5,4	0,0	0,0	6,2	0,0	0,2	385,4	0	0	15,3	0	0	20	59,4	N° of tissue retrieved	0	0	0	0	1.557	0	0	1	123	0	0	151	0	0	0	118	N° tissue processed (units)	0	0	0	0	0	0	0	0	0	0	0	7	0	0	0	0	N° tissue distributed (units)	0	0	0	0	1.375	0	0	4	0	0	0	5	0	0	24	0	N° tissue imported (units)	28	28	28	0	0	34	0	0	0	0	0	0	0	0	0	0	N° tissue exported (units)	0	0	0	0	0	4	0	0	0	0	0	0	0	0	0	0	N° of tissues transplanted	0	0	0	0	0	4	0	0	0	0	0	0	0	0	0	0	N° of patients transplanted	0	0	0	0	0	4	0	0	0	0	0	0	0	0	60	0																																																																				
N° tissue distributed (units)	0	0	0	0	45	0	0	32	0	0	0	0	0	0	0	5	N° tissue imported (units)	0	0	0	1,04	0	1,51	0	8	254	0	0	0	0	0	488	0	N° tissue exported (units)	150	150	150	375	45	510	35	231	4.941	0	0	420	0	0	0	0	N° of tissues transplanted	149	149	149	366	45	510	40	231	4.941	0	0	420	0	0	0	0	N° of patients transplanted	150	150	150	375	45	510	43	231	4.941	0	0	448	0	0	5.620	0	BLOOD VESSEL																	N. of tissue donations	0	0	0	19	0	75	26	13	6.944	0	0	113	0	0	615	0	Tissue donation PMP	0,0	0,0	0,0	4,5	0,0	7,1	19,8	2,4	104,6	0	0	10,1	0,0	0,0	10,1	0,0	N° of tissue retrieved	0	0	0	19	0	97	43	36	7.614	0	0	113	0	0	880	0	N° tissue processed (units)	0	0	0	19	0	74	42	36	7.614	0	0	86	0	0	0	0	N° tissue distributed (units)	0	0	0	10	0	42	28	0	2.012	0	0	1	0	0	423	0	N° tissue imported (units)	0	0	0	0	0	0	0	0	30	0	0	0	0	0	0	0	N° tissue exported (units)	0	0	0	0	0	42	9	0	39	0	0	0	0	0	0	0	N° of tissues transplanted	0	0	0	7	0	40	28	0	1.469	0	0	0	0	0	0	0	N° of patients transplanted	0	0	0	10	0	43	28	0	1.453	0	0	0	0	0	241	0	CARDIAC TISSUE																	N. of tissue donations	0	0	0	4	0	86	0	78	310	0	0	12	0	0	255	0	Tissue donation PMP	0,0	0,0	0,0	0,9	0,0	8,2	0,0	14,3	4,7	0	0	1,2	0	0	4,2	0,0	N° of tissue retrieved	0	0	0	4	0	86	0	235	653	0	0	12	0	0	479	0	N° tissue processed (units)	0	0	0	4	0	86	0	235	653	0	0	27	0	0	0	0	N° tissue distributed (units)	0	0	0	5	0	94	0	150	164	0	0	15	0	0	225	0	N° tissue imported (units)	0	0	0	0	0	0	0	0	46	0	0	0	0	0	0	0	N° tissue exported (units)	0	0	0	0	0	94	0	2	76	0	0	0	0	0	2	0	N° of tissues transplanted	0	0	0	3	0	93	0	150	164	0	0	13	0	0	0	0	N° of patients transplanted	0	0	0	5	0	98	0	0	164	0	0	13	0	0	0	0	MUSCULOSKELETAL																	N. of tissue donations	6.916	12,9	12,9	156	0	1.368	186	1.030	25.596	0	0	2075	0	0	3.812	10	Tissue donation PMP	960,3	6,916	6,916	36,9	0,0	1.298	141,6	188,2	385,4	0	0	210,5	0	0	62,7	5,0	N° of tissue retrieved	198	198	198	270	0	3.912	210	1.350	26.070	0	0	2.075	0	0	6.504	36	N° tissue processed (units)	282	282	282	139	0	2.952	0	0	26.070	0	0	0	0	0	0	74	N° tissue distributed (units)	0	0	0	55	0	0	0	0	38.262	0	0	0	0	0	10.643	25	N° tissue imported (units)	4.920	188	188	179	0	1.023	199	0	4.225	0	0	0	0	0	91	0	N° tissue exported (units)	181	181	181	236	0	637	230	0	38.495	0	0	1.117	0	0	0	0	N° of tissues transplanted	182	182	182	172	0	709	259	0	30.163	0	0	389	0	0	0	0	N° of patients transplanted	182	182	182	172	0	709	259	0	30.163	0	0	389	0	0	8.116	0	PLACENTA/AMNIOTIC MEMBRANE																	N. of tissue donations	12	1,7	1,7	5	0	22	22	16	110	0	0	0	0	0	242	0	Tissue donation PMP	12	1,7	1,7	1,2	0,0	2,1	16,8	2,9	1,7	0	0	0,0	0,0	0,0	4,0	0,0	N° of tissue retrieved	418	418	418	2.584	0	5.136	99	239	110	0	0	581	0	0	244	0	N° tissue processed (units)	495	495	495	2.635	0	2.320	97	0	3.407	0	0	461	0	0	0	0	N° tissue imported (units)	0	0	0	0	0	0	0	0	2.687	0	0	0	0	0	37.733	0	N° tissue exported (units)	165	165	165	158	0	92	0	32	25	0	0	0	0	0	0	0	N° of tissues transplanted	157	157	157	158	0	33	84	0	2.687	0	0	73	0	0	0	0	N° of patients transplanted	157	157	157	158	0	33	84	0	2.349	0	0	70	0	0	0	0	N° of tissues transplanted	157	157	157	158	0	34	97	0	2.349	0	0	81	0	0	10.10	0	SKIN																	N. of tissue donations	63	12,9	12,9	8	0	65	6	23	233	0	0	25	0	0	517	0	Tissue donation PMP	164,279	164,279	164,279	7,3	0,0	6,2	4,6	4,2	31,5	0	0	22,8	0	0	8,5	0,0	N° of tissue retrieved	57.684	57.684	57.684	16.492	0	174.509	113.609	1.059	438.042	0	0	273	0	0	1.112.425	0	N° tissue processed (units)	0	0	0	13.224	0	170.045	77	1.063	438.042	0	0	33.852	0	0	810.745	0	N° tissue distributed (units)	0	0	0	0	0	0	0	0	7.164	0	0	0	0	0	0	0	N° tissue imported (units)	0	0	0	0	0	1.770	0	0	0	0	0	0	0	0	70	0	N° tissue exported (units)	0	0	0	174	0	0	2	23	330.189	0	0	145	0	0	0	0	N° of tissues transplanted	0	0	0	4	0	0	7	0	135	0	0	134	0	0	0	0	N° of patients transplanted	0	0	0	4	0	0	7	0	135	0	0	145	0	0	18.21	0	OTHERS																	N. of tissue donations	39	5,4	5,4	0,0	0,0	6,2	0,0	1	123	0	0	151	0	0	20	118	Tissue donation PMP	39	5,4	5,4	0,0	0,0	6,2	0,0	0,2	385,4	0	0	15,3	0	0	20	59,4	N° of tissue retrieved	0	0	0	0	1.557	0	0	1	123	0	0	151	0	0	0	118	N° tissue processed (units)	0	0	0	0	0	0	0	0	0	0	0	7	0	0	0	0	N° tissue distributed (units)	0	0	0	0	1.375	0	0	4	0	0	0	5	0	0	24	0	N° tissue imported (units)	28	28	28	0	0	34	0	0	0	0	0	0	0	0	0	0	N° tissue exported (units)	0	0	0	0	0	4	0	0	0	0	0	0	0	0	0	0	N° of tissues transplanted	0	0	0	0	0	4	0	0	0	0	0	0	0	0	0	0	N° of patients transplanted	0	0	0	0	0	4	0	0	0	0	0	0	0	0	60	0																																																																																					
N° tissue imported (units)	0	0	0	1,04	0	1,51	0	8	254	0	0	0	0	0	488	0	N° tissue exported (units)	150	150	150	375	45	510	35	231	4.941	0	0	420	0	0	0	0	N° of tissues transplanted	149	149	149	366	45	510	40	231	4.941	0	0	420	0	0	0	0	N° of patients transplanted	150	150	150	375	45	510	43	231	4.941	0	0	448	0	0	5.620	0	BLOOD VESSEL																	N. of tissue donations	0	0	0	19	0	75	26	13	6.944	0	0	113	0	0	615	0	Tissue donation PMP	0,0	0,0	0,0	4,5	0,0	7,1	19,8	2,4	104,6	0	0	10,1	0,0	0,0	10,1	0,0	N° of tissue retrieved	0	0	0	19	0	97	43	36	7.614	0	0	113	0	0	880	0	N° tissue processed (units)	0	0	0	19	0	74	42	36	7.614	0	0	86	0	0	0	0	N° tissue distributed (units)	0	0	0	10	0	42	28	0	2.012	0	0	1	0	0	423	0	N° tissue imported (units)	0	0	0	0	0	0	0	0	30	0	0	0	0	0	0	0	N° tissue exported (units)	0	0	0	0	0	42	9	0	39	0	0	0	0	0	0	0	N° of tissues transplanted	0	0	0	7	0	40	28	0	1.469	0	0	0	0	0	0	0	N° of patients transplanted	0	0	0	10	0	43	28	0	1.453	0	0	0	0	0	241	0	CARDIAC TISSUE																	N. of tissue donations	0	0	0	4	0	86	0	78	310	0	0	12	0	0	255	0	Tissue donation PMP	0,0	0,0	0,0	0,9	0,0	8,2	0,0	14,3	4,7	0	0	1,2	0	0	4,2	0,0	N° of tissue retrieved	0	0	0	4	0	86	0	235	653	0	0	12	0	0	479	0	N° tissue processed (units)	0	0	0	4	0	86	0	235	653	0	0	27	0	0	0	0	N° tissue distributed (units)	0	0	0	5	0	94	0	150	164	0	0	15	0	0	225	0	N° tissue imported (units)	0	0	0	0	0	0	0	0	46	0	0	0	0	0	0	0	N° tissue exported (units)	0	0	0	0	0	94	0	2	76	0	0	0	0	0	2	0	N° of tissues transplanted	0	0	0	3	0	93	0	150	164	0	0	13	0	0	0	0	N° of patients transplanted	0	0	0	5	0	98	0	0	164	0	0	13	0	0	0	0	MUSCULOSKELETAL																	N. of tissue donations	6.916	12,9	12,9	156	0	1.368	186	1.030	25.596	0	0	2075	0	0	3.812	10	Tissue donation PMP	960,3	6,916	6,916	36,9	0,0	1.298	141,6	188,2	385,4	0	0	210,5	0	0	62,7	5,0	N° of tissue retrieved	198	198	198	270	0	3.912	210	1.350	26.070	0	0	2.075	0	0	6.504	36	N° tissue processed (units)	282	282	282	139	0	2.952	0	0	26.070	0	0	0	0	0	0	74	N° tissue distributed (units)	0	0	0	55	0	0	0	0	38.262	0	0	0	0	0	10.643	25	N° tissue imported (units)	4.920	188	188	179	0	1.023	199	0	4.225	0	0	0	0	0	91	0	N° tissue exported (units)	181	181	181	236	0	637	230	0	38.495	0	0	1.117	0	0	0	0	N° of tissues transplanted	182	182	182	172	0	709	259	0	30.163	0	0	389	0	0	0	0	N° of patients transplanted	182	182	182	172	0	709	259	0	30.163	0	0	389	0	0	8.116	0	PLACENTA/AMNIOTIC MEMBRANE																	N. of tissue donations	12	1,7	1,7	5	0	22	22	16	110	0	0	0	0	0	242	0	Tissue donation PMP	12	1,7	1,7	1,2	0,0	2,1	16,8	2,9	1,7	0	0	0,0	0,0	0,0	4,0	0,0	N° of tissue retrieved	418	418	418	2.584	0	5.136	99	239	110	0	0	581	0	0	244	0	N° tissue processed (units)	495	495	495	2.635	0	2.320	97	0	3.407	0	0	461	0	0	0	0	N° tissue imported (units)	0	0	0	0	0	0	0	0	2.687	0	0	0	0	0	37.733	0	N° tissue exported (units)	165	165	165	158	0	92	0	32	25	0	0	0	0	0	0	0	N° of tissues transplanted	157	157	157	158	0	33	84	0	2.687	0	0	73	0	0	0	0	N° of patients transplanted	157	157	157	158	0	33	84	0	2.349	0	0	70	0	0	0	0	N° of tissues transplanted	157	157	157	158	0	34	97	0	2.349	0	0	81	0	0	10.10	0	SKIN																	N. of tissue donations	63	12,9	12,9	8	0	65	6	23	233	0	0	25	0	0	517	0	Tissue donation PMP	164,279	164,279	164,279	7,3	0,0	6,2	4,6	4,2	31,5	0	0	22,8	0	0	8,5	0,0	N° of tissue retrieved	57.684	57.684	57.684	16.492	0	174.509	113.609	1.059	438.042	0	0	273	0	0	1.112.425	0	N° tissue processed (units)	0	0	0	13.224	0	170.045	77	1.063	438.042	0	0	33.852	0	0	810.745	0	N° tissue distributed (units)	0	0	0	0	0	0	0	0	7.164	0	0	0	0	0	0	0	N° tissue imported (units)	0	0	0	0	0	1.770	0	0	0	0	0	0	0	0	70	0	N° tissue exported (units)	0	0	0	174	0	0	2	23	330.189	0	0	145	0	0	0	0	N° of tissues transplanted	0	0	0	4	0	0	7	0	135	0	0	134	0	0	0	0	N° of patients transplanted	0	0	0	4	0	0	7	0	135	0	0	145	0	0	18.21	0	OTHERS																	N. of tissue donations	39	5,4	5,4	0,0	0,0	6,2	0,0	1	123	0	0	151	0	0	20	118	Tissue donation PMP	39	5,4	5,4	0,0	0,0	6,2	0,0	0,2	385,4	0	0	15,3	0	0	20	59,4	N° of tissue retrieved	0	0	0	0	1.557	0	0	1	123	0	0	151	0	0	0	118	N° tissue processed (units)	0	0	0	0	0	0	0	0	0	0	0	7	0	0	0	0	N° tissue distributed (units)	0	0	0	0	1.375	0	0	4	0	0	0	5	0	0	24	0	N° tissue imported (units)	28	28	28	0	0	34	0	0	0	0	0	0	0	0	0	0	N° tissue exported (units)	0	0	0	0	0	4	0	0	0	0	0	0	0	0	0	0	N° of tissues transplanted	0	0	0	0	0	4	0	0	0	0	0	0	0	0	0	0	N° of patients transplanted	0	0	0	0	0	4	0	0	0	0	0	0	0	0	60	0																																																																																																						
N° tissue exported (units)	150	150	150	375	45	510	35	231	4.941	0	0	420	0	0	0	0	N° of tissues transplanted	149	149	149	366	45	510	40	231	4.941	0	0	420	0	0	0	0	N° of patients transplanted	150	150	150	375	45	510	43	231	4.941	0	0	448	0	0	5.620	0	BLOOD VESSEL																	N. of tissue donations	0	0	0	19	0	75	26	13	6.944	0	0	113	0	0	615	0	Tissue donation PMP	0,0	0,0	0,0	4,5	0,0	7,1	19,8	2,4	104,6	0	0	10,1	0,0	0,0	10,1	0,0	N° of tissue retrieved	0	0	0	19	0	97	43	36	7.614	0	0	113	0	0	880	0	N° tissue processed (units)	0	0	0	19	0	74	42	36	7.614	0	0	86	0	0	0	0	N° tissue distributed (units)	0	0	0	10	0	42	28	0	2.012	0	0	1	0	0	423	0	N° tissue imported (units)	0	0	0	0	0	0	0	0	30	0	0	0	0	0	0	0	N° tissue exported (units)	0	0	0	0	0	42	9	0	39	0	0	0	0	0	0	0	N° of tissues transplanted	0	0	0	7	0	40	28	0	1.469	0	0	0	0	0	0	0	N° of patients transplanted	0	0	0	10	0	43	28	0	1.453	0	0	0	0	0	241	0	CARDIAC TISSUE																	N. of tissue donations	0	0	0	4	0	86	0	78	310	0	0	12	0	0	255	0	Tissue donation PMP	0,0	0,0	0,0	0,9	0,0	8,2	0,0	14,3	4,7	0	0	1,2	0	0	4,2	0,0	N° of tissue retrieved	0	0	0	4	0	86	0	235	653	0	0	12	0	0	479	0	N° tissue processed (units)	0	0	0	4	0	86	0	235	653	0	0	27	0	0	0	0	N° tissue distributed (units)	0	0	0	5	0	94	0	150	164	0	0	15	0	0	225	0	N° tissue imported (units)	0	0	0	0	0	0	0	0	46	0	0	0	0	0	0	0	N° tissue exported (units)	0	0	0	0	0	94	0	2	76	0	0	0	0	0	2	0	N° of tissues transplanted	0	0	0	3	0	93	0	150	164	0	0	13	0	0	0	0	N° of patients transplanted	0	0	0	5	0	98	0	0	164	0	0	13	0	0	0	0	MUSCULOSKELETAL																	N. of tissue donations	6.916	12,9	12,9	156	0	1.368	186	1.030	25.596	0	0	2075	0	0	3.812	10	Tissue donation PMP	960,3	6,916	6,916	36,9	0,0	1.298	141,6	188,2	385,4	0	0	210,5	0	0	62,7	5,0	N° of tissue retrieved	198	198	198	270	0	3.912	210	1.350	26.070	0	0	2.075	0	0	6.504	36	N° tissue processed (units)	282	282	282	139	0	2.952	0	0	26.070	0	0	0	0	0	0	74	N° tissue distributed (units)	0	0	0	55	0	0	0	0	38.262	0	0	0	0	0	10.643	25	N° tissue imported (units)	4.920	188	188	179	0	1.023	199	0	4.225	0	0	0	0	0	91	0	N° tissue exported (units)	181	181	181	236	0	637	230	0	38.495	0	0	1.117	0	0	0	0	N° of tissues transplanted	182	182	182	172	0	709	259	0	30.163	0	0	389	0	0	0	0	N° of patients transplanted	182	182	182	172	0	709	259	0	30.163	0	0	389	0	0	8.116	0	PLACENTA/AMNIOTIC MEMBRANE																	N. of tissue donations	12	1,7	1,7	5	0	22	22	16	110	0	0	0	0	0	242	0	Tissue donation PMP	12	1,7	1,7	1,2	0,0	2,1	16,8	2,9	1,7	0	0	0,0	0,0	0,0	4,0	0,0	N° of tissue retrieved	418	418	418	2.584	0	5.136	99	239	110	0	0	581	0	0	244	0	N° tissue processed (units)	495	495	495	2.635	0	2.320	97	0	3.407	0	0	461	0	0	0	0	N° tissue imported (units)	0	0	0	0	0	0	0	0	2.687	0	0	0	0	0	37.733	0	N° tissue exported (units)	165	165	165	158	0	92	0	32	25	0	0	0	0	0	0	0	N° of tissues transplanted	157	157	157	158	0	33	84	0	2.687	0	0	73	0	0	0	0	N° of patients transplanted	157	157	157	158	0	33	84	0	2.349	0	0	70	0	0	0	0	N° of tissues transplanted	157	157	157	158	0	34	97	0	2.349	0	0	81	0	0	10.10	0	SKIN																	N. of tissue donations	63	12,9	12,9	8	0	65	6	23	233	0	0	25	0	0	517	0	Tissue donation PMP	164,279	164,279	164,279	7,3	0,0	6,2	4,6	4,2	31,5	0	0	22,8	0	0	8,5	0,0	N° of tissue retrieved	57.684	57.684	57.684	16.492	0	174.509	113.609	1.059	438.042	0	0	273	0	0	1.112.425	0	N° tissue processed (units)	0	0	0	13.224	0	170.045	77	1.063	438.042	0	0	33.852	0	0	810.745	0	N° tissue distributed (units)	0	0	0	0	0	0	0	0	7.164	0	0	0	0	0	0	0	N° tissue imported (units)	0	0	0	0	0	1.770	0	0	0	0	0	0	0	0	70	0	N° tissue exported (units)	0	0	0	174	0	0	2	23	330.189	0	0	145	0	0	0	0	N° of tissues transplanted	0	0	0	4	0	0	7	0	135	0	0	134	0	0	0	0	N° of patients transplanted	0	0	0	4	0	0	7	0	135	0	0	145	0	0	18.21	0	OTHERS																	N. of tissue donations	39	5,4	5,4	0,0	0,0	6,2	0,0	1	123	0	0	151	0	0	20	118	Tissue donation PMP	39	5,4	5,4	0,0	0,0	6,2	0,0	0,2	385,4	0	0	15,3	0	0	20	59,4	N° of tissue retrieved	0	0	0	0	1.557	0	0	1	123	0	0	151	0	0	0	118	N° tissue processed (units)	0	0	0	0	0	0	0	0	0	0	0	7	0	0	0	0	N° tissue distributed (units)	0	0	0	0	1.375	0	0	4	0	0	0	5	0	0	24	0	N° tissue imported (units)	28	28	28	0	0	34	0	0	0	0	0	0	0	0	0	0	N° tissue exported (units)	0	0	0	0	0	4	0	0	0	0	0	0	0	0	0	0	N° of tissues transplanted	0	0	0	0	0	4	0	0	0	0	0	0	0	0	0	0	N° of patients transplanted	0	0	0	0	0	4	0	0	0	0	0	0	0	0	60	0																																																																																																																							
N° of tissues transplanted	149	149	149	366	45	510	40	231	4.941	0	0	420	0	0	0	0	N° of patients transplanted	150	150	150	375	45	510	43	231	4.941	0	0	448	0	0	5.620	0	BLOOD VESSEL																	N. of tissue donations	0	0	0	19	0	75	26	13	6.944	0	0	113	0	0	615	0	Tissue donation PMP	0,0	0,0	0,0	4,5	0,0	7,1	19,8	2,4	104,6	0	0	10,1	0,0	0,0	10,1	0,0	N° of tissue retrieved	0	0	0	19	0	97	43	36	7.614	0	0	113	0	0	880	0	N° tissue processed (units)	0	0	0	19	0	74	42	36	7.614	0	0	86	0	0	0	0	N° tissue distributed (units)	0	0	0	10	0	42	28	0	2.012	0	0	1	0	0	423	0	N° tissue imported (units)	0	0	0	0	0	0	0	0	30	0	0	0	0	0	0	0	N° tissue exported (units)	0	0	0	0	0	42	9	0	39	0	0	0	0	0	0	0	N° of tissues transplanted	0	0	0	7	0	40	28	0	1.469	0	0	0	0	0	0	0	N° of patients transplanted	0	0	0	10	0	43	28	0	1.453	0	0	0	0	0	241	0	CARDIAC TISSUE																	N. of tissue donations	0	0	0	4	0	86	0	78	310	0	0	12	0	0	255	0	Tissue donation PMP	0,0	0,0	0,0	0,9	0,0	8,2	0,0	14,3	4,7	0	0	1,2	0	0	4,2	0,0	N° of tissue retrieved	0	0	0	4	0	86	0	235	653	0	0	12	0	0	479	0	N° tissue processed (units)	0	0	0	4	0	86	0	235	653	0	0	27	0	0	0	0	N° tissue distributed (units)	0	0	0	5	0	94	0	150	164	0	0	15	0	0	225	0	N° tissue imported (units)	0	0	0	0	0	0	0	0	46	0	0	0	0	0	0	0	N° tissue exported (units)	0	0	0	0	0	94	0	2	76	0	0	0	0	0	2	0	N° of tissues transplanted	0	0	0	3	0	93	0	150	164	0	0	13	0	0	0	0	N° of patients transplanted	0	0	0	5	0	98	0	0	164	0	0	13	0	0	0	0	MUSCULOSKELETAL																	N. of tissue donations	6.916	12,9	12,9	156	0	1.368	186	1.030	25.596	0	0	2075	0	0	3.812	10	Tissue donation PMP	960,3	6,916	6,916	36,9	0,0	1.298	141,6	188,2	385,4	0	0	210,5	0	0	62,7	5,0	N° of tissue retrieved	198	198	198	270	0	3.912	210	1.350	26.070	0	0	2.075	0	0	6.504	36	N° tissue processed (units)	282	282	282	139	0	2.952	0	0	26.070	0	0	0	0	0	0	74	N° tissue distributed (units)	0	0	0	55	0	0	0	0	38.262	0	0	0	0	0	10.643	25	N° tissue imported (units)	4.920	188	188	179	0	1.023	199	0	4.225	0	0	0	0	0	91	0	N° tissue exported (units)	181	181	181	236	0	637	230	0	38.495	0	0	1.117	0	0	0	0	N° of tissues transplanted	182	182	182	172	0	709	259	0	30.163	0	0	389	0	0	0	0	N° of patients transplanted	182	182	182	172	0	709	259	0	30.163	0	0	389	0	0	8.116	0	PLACENTA/AMNIOTIC MEMBRANE																	N. of tissue donations	12	1,7	1,7	5	0	22	22	16	110	0	0	0	0	0	242	0	Tissue donation PMP	12	1,7	1,7	1,2	0,0	2,1	16,8	2,9	1,7	0	0	0,0	0,0	0,0	4,0	0,0	N° of tissue retrieved	418	418	418	2.584	0	5.136	99	239	110	0	0	581	0	0	244	0	N° tissue processed (units)	495	495	495	2.635	0	2.320	97	0	3.407	0	0	461	0	0	0	0	N° tissue imported (units)	0	0	0	0	0	0	0	0	2.687	0	0	0	0	0	37.733	0	N° tissue exported (units)	165	165	165	158	0	92	0	32	25	0	0	0	0	0	0	0	N° of tissues transplanted	157	157	157	158	0	33	84	0	2.687	0	0	73	0	0	0	0	N° of patients transplanted	157	157	157	158	0	33	84	0	2.349	0	0	70	0	0	0	0	N° of tissues transplanted	157	157	157	158	0	34	97	0	2.349	0	0	81	0	0	10.10	0	SKIN																	N. of tissue donations	63	12,9	12,9	8	0	65	6	23	233	0	0	25	0	0	517	0	Tissue donation PMP	164,279	164,279	164,279	7,3	0,0	6,2	4,6	4,2	31,5	0	0	22,8	0	0	8,5	0,0	N° of tissue retrieved	57.684	57.684	57.684	16.492	0	174.509	113.609	1.059	438.042	0	0	273	0	0	1.112.425	0	N° tissue processed (units)	0	0	0	13.224	0	170.045	77	1.063	438.042	0	0	33.852	0	0	810.745	0	N° tissue distributed (units)	0	0	0	0	0	0	0	0	7.164	0	0	0	0	0	0	0	N° tissue imported (units)	0	0	0	0	0	1.770	0	0	0	0	0	0	0	0	70	0	N° tissue exported (units)	0	0	0	174	0	0	2	23	330.189	0	0	145	0	0	0	0	N° of tissues transplanted	0	0	0	4	0	0	7	0	135	0	0	134	0	0	0	0	N° of patients transplanted	0	0	0	4	0	0	7	0	135	0	0	145	0	0	18.21	0	OTHERS																	N. of tissue donations	39	5,4	5,4	0,0	0,0	6,2	0,0	1	123	0	0	151	0	0	20	118	Tissue donation PMP	39	5,4	5,4	0,0	0,0	6,2	0,0	0,2	385,4	0	0	15,3	0	0	20	59,4	N° of tissue retrieved	0	0	0	0	1.557	0	0	1	123	0	0	151	0	0	0	118	N° tissue processed (units)	0	0	0	0	0	0	0	0	0	0	0	7	0	0	0	0	N° tissue distributed (units)	0	0	0	0	1.375	0	0	4	0	0	0	5	0	0	24	0	N° tissue imported (units)	28	28	28	0	0	34	0	0	0	0	0	0	0	0	0	0	N° tissue exported (units)	0	0	0	0	0	4	0	0	0	0	0	0	0	0	0	0	N° of tissues transplanted	0	0	0	0	0	4	0	0	0	0	0	0	0	0	0	0	N° of patients transplanted	0	0	0	0	0	4	0	0	0	0	0	0	0	0	60	0																																																																																																																																								
N° of patients transplanted	150	150	150	375	45	510	43	231	4.941	0	0	448	0	0	5.620	0	BLOOD VESSEL																	N. of tissue donations	0	0	0	19	0	75	26	13	6.944	0	0	113	0	0	615	0	Tissue donation PMP	0,0	0,0	0,0	4,5	0,0	7,1	19,8	2,4	104,6	0	0	10,1	0,0	0,0	10,1	0,0	N° of tissue retrieved	0	0	0	19	0	97	43	36	7.614	0	0	113	0	0	880	0	N° tissue processed (units)	0	0	0	19	0	74	42	36	7.614	0	0	86	0	0	0	0	N° tissue distributed (units)	0	0	0	10	0	42	28	0	2.012	0	0	1	0	0	423	0	N° tissue imported (units)	0	0	0	0	0	0	0	0	30	0	0	0	0	0	0	0	N° tissue exported (units)	0	0	0	0	0	42	9	0	39	0	0	0	0	0	0	0	N° of tissues transplanted	0	0	0	7	0	40	28	0	1.469	0	0	0	0	0	0	0	N° of patients transplanted	0	0	0	10	0	43	28	0	1.453	0	0	0	0	0	241	0	CARDIAC TISSUE																	N. of tissue donations	0	0	0	4	0	86	0	78	310	0	0	12	0	0	255	0	Tissue donation PMP	0,0	0,0	0,0	0,9	0,0	8,2	0,0	14,3	4,7	0	0	1,2	0	0	4,2	0,0	N° of tissue retrieved	0	0	0	4	0	86	0	235	653	0	0	12	0	0	479	0	N° tissue processed (units)	0	0	0	4	0	86	0	235	653	0	0	27	0	0	0	0	N° tissue distributed (units)	0	0	0	5	0	94	0	150	164	0	0	15	0	0	225	0	N° tissue imported (units)	0	0	0	0	0	0	0	0	46	0	0	0	0	0	0	0	N° tissue exported (units)	0	0	0	0	0	94	0	2	76	0	0	0	0	0	2	0	N° of tissues transplanted	0	0	0	3	0	93	0	150	164	0	0	13	0	0	0	0	N° of patients transplanted	0	0	0	5	0	98	0	0	164	0	0	13	0	0	0	0	MUSCULOSKELETAL																	N. of tissue donations	6.916	12,9	12,9	156	0	1.368	186	1.030	25.596	0	0	2075	0	0	3.812	10	Tissue donation PMP	960,3	6,916	6,916	36,9	0,0	1.298	141,6	188,2	385,4	0	0	210,5	0	0	62,7	5,0	N° of tissue retrieved	198	198	198	270	0	3.912	210	1.350	26.070	0	0	2.075	0	0	6.504	36	N° tissue processed (units)	282	282	282	139	0	2.952	0	0	26.070	0	0	0	0	0	0	74	N° tissue distributed (units)	0	0	0	55	0	0	0	0	38.262	0	0	0	0	0	10.643	25	N° tissue imported (units)	4.920	188	188	179	0	1.023	199	0	4.225	0	0	0	0	0	91	0	N° tissue exported (units)	181	181	181	236	0	637	230	0	38.495	0	0	1.117	0	0	0	0	N° of tissues transplanted	182	182	182	172	0	709	259	0	30.163	0	0	389	0	0	0	0	N° of patients transplanted	182	182	182	172	0	709	259	0	30.163	0	0	389	0	0	8.116	0	PLACENTA/AMNIOTIC MEMBRANE																	N. of tissue donations	12	1,7	1,7	5	0	22	22	16	110	0	0	0	0	0	242	0	Tissue donation PMP	12	1,7	1,7	1,2	0,0	2,1	16,8	2,9	1,7	0	0	0,0	0,0	0,0	4,0	0,0	N° of tissue retrieved	418	418	418	2.584	0	5.136	99	239	110	0	0	581	0	0	244	0	N° tissue processed (units)	495	495	495	2.635	0	2.320	97	0	3.407	0	0	461	0	0	0	0	N° tissue imported (units)	0	0	0	0	0	0	0	0	2.687	0	0	0	0	0	37.733	0	N° tissue exported (units)	165	165	165	158	0	92	0	32	25	0	0	0	0	0	0	0	N° of tissues transplanted	157	157	157	158	0	33	84	0	2.687	0	0	73	0	0	0	0	N° of patients transplanted	157	157	157	158	0	33	84	0	2.349	0	0	70	0	0	0	0	N° of tissues transplanted	157	157	157	158	0	34	97	0	2.349	0	0	81	0	0	10.10	0	SKIN																	N. of tissue donations	63	12,9	12,9	8	0	65	6	23	233	0	0	25	0	0	517	0	Tissue donation PMP	164,279	164,279	164,279	7,3	0,0	6,2	4,6	4,2	31,5	0	0	22,8	0	0	8,5	0,0	N° of tissue retrieved	57.684	57.684	57.684	16.492	0	174.509	113.609	1.059	438.042	0	0	273	0	0	1.112.425	0	N° tissue processed (units)	0	0	0	13.224	0	170.045	77	1.063	438.042	0	0	33.852	0	0	810.745	0	N° tissue distributed (units)	0	0	0	0	0	0	0	0	7.164	0	0	0	0	0	0	0	N° tissue imported (units)	0	0	0	0	0	1.770	0	0	0	0	0	0	0	0	70	0	N° tissue exported (units)	0	0	0	174	0	0	2	23	330.189	0	0	145	0	0	0	0	N° of tissues transplanted	0	0	0	4	0	0	7	0	135	0	0	134	0	0	0	0	N° of patients transplanted	0	0	0	4	0	0	7	0	135	0	0	145	0	0	18.21	0	OTHERS																	N. of tissue donations	39	5,4	5,4	0,0	0,0	6,2	0,0	1	123	0	0	151	0	0	20	118	Tissue donation PMP	39	5,4	5,4	0,0	0,0	6,2	0,0	0,2	385,4	0	0	15,3	0	0	20	59,4	N° of tissue retrieved	0	0	0	0	1.557	0	0	1	123	0	0	151	0	0	0	118	N° tissue processed (units)	0	0	0	0	0	0	0	0	0	0	0	7	0	0	0	0	N° tissue distributed (units)	0	0	0	0	1.375	0	0	4	0	0	0	5	0	0	24	0	N° tissue imported (units)	28	28	28	0	0	34	0	0	0	0	0	0	0	0	0	0	N° tissue exported (units)	0	0	0	0	0	4	0	0	0	0	0	0	0	0	0	0	N° of tissues transplanted	0	0	0	0	0	4	0	0	0	0	0	0	0	0	0	0	N° of patients transplanted	0	0	0	0	0	4	0	0	0	0	0	0	0	0	60	0																																																																																																																																																									
BLOOD VESSEL																	N. of tissue donations	0	0	0	19	0	75	26	13	6.944	0	0	113	0	0	615	0	Tissue donation PMP	0,0	0,0	0,0	4,5	0,0	7,1	19,8	2,4	104,6	0	0	10,1	0,0	0,0	10,1	0,0	N° of tissue retrieved	0	0	0	19	0	97	43	36	7.614	0	0	113	0	0	880	0	N° tissue processed (units)	0	0	0	19	0	74	42	36	7.614	0	0	86	0	0	0	0	N° tissue distributed (units)	0	0	0	10	0	42	28	0	2.012	0	0	1	0	0	423	0	N° tissue imported (units)	0	0	0	0	0	0	0	0	30	0	0	0	0	0	0	0	N° tissue exported (units)	0	0	0	0	0	42	9	0	39	0	0	0	0	0	0	0	N° of tissues transplanted	0	0	0	7	0	40	28	0	1.469	0	0	0	0	0	0	0	N° of patients transplanted	0	0	0	10	0	43	28	0	1.453	0	0	0	0	0	241	0	CARDIAC TISSUE																	N. of tissue donations	0	0	0	4	0	86	0	78	310	0	0	12	0	0	255	0	Tissue donation PMP	0,0	0,0	0,0	0,9	0,0	8,2	0,0	14,3	4,7	0	0	1,2	0	0	4,2	0,0	N° of tissue retrieved	0	0	0	4	0	86	0	235	653	0	0	12	0	0	479	0	N° tissue processed (units)	0	0	0	4	0	86	0	235	653	0	0	27	0	0	0	0	N° tissue distributed (units)	0	0	0	5	0	94	0	150	164	0	0	15	0	0	225	0	N° tissue imported (units)	0	0	0	0	0	0	0	0	46	0	0	0	0	0	0	0	N° tissue exported (units)	0	0	0	0	0	94	0	2	76	0	0	0	0	0	2	0	N° of tissues transplanted	0	0	0	3	0	93	0	150	164	0	0	13	0	0	0	0	N° of patients transplanted	0	0	0	5	0	98	0	0	164	0	0	13	0	0	0	0	MUSCULOSKELETAL																	N. of tissue donations	6.916	12,9	12,9	156	0	1.368	186	1.030	25.596	0	0	2075	0	0	3.812	10	Tissue donation PMP	960,3	6,916	6,916	36,9	0,0	1.298	141,6	188,2	385,4	0	0	210,5	0	0	62,7	5,0	N° of tissue retrieved	198	198	198	270	0	3.912	210	1.350	26.070	0	0	2.075	0	0	6.504	36	N° tissue processed (units)	282	282	282	139	0	2.952	0	0	26.070	0	0	0	0	0	0	74	N° tissue distributed (units)	0	0	0	55	0	0	0	0	38.262	0	0	0	0	0	10.643	25	N° tissue imported (units)	4.920	188	188	179	0	1.023	199	0	4.225	0	0	0	0	0	91	0	N° tissue exported (units)	181	181	181	236	0	637	230	0	38.495	0	0	1.117	0	0	0	0	N° of tissues transplanted	182	182	182	172	0	709	259	0	30.163	0	0	389	0	0	0	0	N° of patients transplanted	182	182	182	172	0	709	259	0	30.163	0	0	389	0	0	8.116	0	PLACENTA/AMNIOTIC MEMBRANE																	N. of tissue donations	12	1,7	1,7	5	0	22	22	16	110	0	0	0	0	0	242	0	Tissue donation PMP	12	1,7	1,7	1,2	0,0	2,1	16,8	2,9	1,7	0	0	0,0	0,0	0,0	4,0	0,0	N° of tissue retrieved	418	418	418	2.584	0	5.136	99	239	110	0	0	581	0	0	244	0	N° tissue processed (units)	495	495	495	2.635	0	2.320	97	0	3.407	0	0	461	0	0	0	0	N° tissue imported (units)	0	0	0	0	0	0	0	0	2.687	0	0	0	0	0	37.733	0	N° tissue exported (units)	165	165	165	158	0	92	0	32	25	0	0	0	0	0	0	0	N° of tissues transplanted	157	157	157	158	0	33	84	0	2.687	0	0	73	0	0	0	0	N° of patients transplanted	157	157	157	158	0	33	84	0	2.349	0	0	70	0	0	0	0	N° of tissues transplanted	157	157	157	158	0	34	97	0	2.349	0	0	81	0	0	10.10	0	SKIN																	N. of tissue donations	63	12,9	12,9	8	0	65	6	23	233	0	0	25	0	0	517	0	Tissue donation PMP	164,279	164,279	164,279	7,3	0,0	6,2	4,6	4,2	31,5	0	0	22,8	0	0	8,5	0,0	N° of tissue retrieved	57.684	57.684	57.684	16.492	0	174.509	113.609	1.059	438.042	0	0	273	0	0	1.112.425	0	N° tissue processed (units)	0	0	0	13.224	0	170.045	77	1.063	438.042	0	0	33.852	0	0	810.745	0	N° tissue distributed (units)	0	0	0	0	0	0	0	0	7.164	0	0	0	0	0	0	0	N° tissue imported (units)	0	0	0	0	0	1.770	0	0	0	0	0	0	0	0	70	0	N° tissue exported (units)	0	0	0	174	0	0	2	23	330.189	0	0	145	0	0	0	0	N° of tissues transplanted	0	0	0	4	0	0	7	0	135	0	0	134	0	0	0	0	N° of patients transplanted	0	0	0	4	0	0	7	0	135	0	0	145	0	0	18.21	0	OTHERS																	N. of tissue donations	39	5,4	5,4	0,0	0,0	6,2	0,0	1	123	0	0	151	0	0	20	118	Tissue donation PMP	39	5,4	5,4	0,0	0,0	6,2	0,0	0,2	385,4	0	0	15,3	0	0	20	59,4	N° of tissue retrieved	0	0	0	0	1.557	0	0	1	123	0	0	151	0	0	0	118	N° tissue processed (units)	0	0	0	0	0	0	0	0	0	0	0	7	0	0	0	0	N° tissue distributed (units)	0	0	0	0	1.375	0	0	4	0	0	0	5	0	0	24	0	N° tissue imported (units)	28	28	28	0	0	34	0	0	0	0	0	0	0	0	0	0	N° tissue exported (units)	0	0	0	0	0	4	0	0	0	0	0	0	0	0	0	0	N° of tissues transplanted	0	0	0	0	0	4	0	0	0	0	0	0	0	0	0	0	N° of patients transplanted	0	0	0	0	0	4	0	0	0	0	0	0	0	0	60	0																																																																																																																																																																										
N. of tissue donations	0	0	0	19	0	75	26	13	6.944	0	0	113	0	0	615	0	Tissue donation PMP	0,0	0,0	0,0	4,5	0,0	7,1	19,8	2,4	104,6	0	0	10,1	0,0	0,0	10,1	0,0	N° of tissue retrieved	0	0	0	19	0	97	43	36	7.614	0	0	113	0	0	880	0	N° tissue processed (units)	0	0	0	19	0	74	42	36	7.614	0	0	86	0	0	0	0	N° tissue distributed (units)	0	0	0	10	0	42	28	0	2.012	0	0	1	0	0	423	0	N° tissue imported (units)	0	0	0	0	0	0	0	0	30	0	0	0	0	0	0	0	N° tissue exported (units)	0	0	0	0	0	42	9	0	39	0	0	0	0	0	0	0	N° of tissues transplanted	0	0	0	7	0	40	28	0	1.469	0	0	0	0	0	0	0	N° of patients transplanted	0	0	0	10	0	43	28	0	1.453	0	0	0	0	0	241	0	CARDIAC TISSUE																	N. of tissue donations	0	0	0	4	0	86	0	78	310	0	0	12	0	0	255	0	Tissue donation PMP	0,0	0,0	0,0	0,9	0,0	8,2	0,0	14,3	4,7	0	0	1,2	0	0	4,2	0,0	N° of tissue retrieved	0	0	0	4	0	86	0	235	653	0	0	12	0	0	479	0	N° tissue processed (units)	0	0	0	4	0	86	0	235	653	0	0	27	0	0	0	0	N° tissue distributed (units)	0	0	0	5	0	94	0	150	164	0	0	15	0	0	225	0	N° tissue imported (units)	0	0	0	0	0	0	0	0	46	0	0	0	0	0	0	0	N° tissue exported (units)	0	0	0	0	0	94	0	2	76	0	0	0	0	0	2	0	N° of tissues transplanted	0	0	0	3	0	93	0	150	164	0	0	13	0	0	0	0	N° of patients transplanted	0	0	0	5	0	98	0	0	164	0	0	13	0	0	0	0	MUSCULOSKELETAL																	N. of tissue donations	6.916	12,9	12,9	156	0	1.368	186	1.030	25.596	0	0	2075	0	0	3.812	10	Tissue donation PMP	960,3	6,916	6,916	36,9	0,0	1.298	141,6	188,2	385,4	0	0	210,5	0	0	62,7	5,0	N° of tissue retrieved	198	198	198	270	0	3.912	210	1.350	26.070	0	0	2.075	0	0	6.504	36	N° tissue processed (units)	282	282	282	139	0	2.952	0	0	26.070	0	0	0	0	0	0	74	N° tissue distributed (units)	0	0	0	55	0	0	0	0	38.262	0	0	0	0	0	10.643	25	N° tissue imported (units)	4.920	188	188	179	0	1.023	199	0	4.225	0	0	0	0	0	91	0	N° tissue exported (units)	181	181	181	236	0	637	230	0	38.495	0	0	1.117	0	0	0	0	N° of tissues transplanted	182	182	182	172	0	709	259	0	30.163	0	0	389	0	0	0	0	N° of patients transplanted	182	182	182	172	0	709	259	0	30.163	0	0	389	0	0	8.116	0	PLACENTA/AMNIOTIC MEMBRANE																	N. of tissue donations	12	1,7	1,7	5	0	22	22	16	110	0	0	0	0	0	242	0	Tissue donation PMP	12	1,7	1,7	1,2	0,0	2,1	16,8	2,9	1,7	0	0	0,0	0,0	0,0	4,0	0,0	N° of tissue retrieved	418	418	418	2.584	0	5.136	99	239	110	0	0	581	0	0	244	0	N° tissue processed (units)	495	495	495	2.635	0	2.320	97	0	3.407	0	0	461	0	0	0	0	N° tissue imported (units)	0	0	0	0	0	0	0	0	2.687	0	0	0	0	0	37.733	0	N° tissue exported (units)	165	165	165	158	0	92	0	32	25	0	0	0	0	0	0	0	N° of tissues transplanted	157	157	157	158	0	33	84	0	2.687	0	0	73	0	0	0	0	N° of patients transplanted	157	157	157	158	0	33	84	0	2.349	0	0	70	0	0	0	0	N° of tissues transplanted	157	157	157	158	0	34	97	0	2.349	0	0	81	0	0	10.10	0	SKIN																	N. of tissue donations	63	12,9	12,9	8	0	65	6	23	233	0	0	25	0	0	517	0	Tissue donation PMP	164,279	164,279	164,279	7,3	0,0	6,2	4,6	4,2	31,5	0	0	22,8	0	0	8,5	0,0	N° of tissue retrieved	57.684	57.684	57.684	16.492	0	174.509	113.609	1.059	438.042	0	0	273	0	0	1.112.425	0	N° tissue processed (units)	0	0	0	13.224	0	170.045	77	1.063	438.042	0	0	33.852	0	0	810.745	0	N° tissue distributed (units)	0	0	0	0	0	0	0	0	7.164	0	0	0	0	0	0	0	N° tissue imported (units)	0	0	0	0	0	1.770	0	0	0	0	0	0	0	0	70	0	N° tissue exported (units)	0	0	0	174	0	0	2	23	330.189	0	0	145	0	0	0	0	N° of tissues transplanted	0	0	0	4	0	0	7	0	135	0	0	134	0	0	0	0	N° of patients transplanted	0	0	0	4	0	0	7	0	135	0	0	145	0	0	18.21	0	OTHERS																	N. of tissue donations	39	5,4	5,4	0,0	0,0	6,2	0,0	1	123	0	0	151	0	0	20	118	Tissue donation PMP	39	5,4	5,4	0,0	0,0	6,2	0,0	0,2	385,4	0	0	15,3	0	0	20	59,4	N° of tissue retrieved	0	0	0	0	1.557	0	0	1	123	0	0	151	0	0	0	118	N° tissue processed (units)	0	0	0	0	0	0	0	0	0	0	0	7	0	0	0	0	N° tissue distributed (units)	0	0	0	0	1.375	0	0	4	0	0	0	5	0	0	24	0	N° tissue imported (units)	28	28	28	0	0	34	0	0	0	0	0	0	0	0	0	0	N° tissue exported (units)	0	0	0	0	0	4	0	0	0	0	0	0	0	0	0	0	N° of tissues transplanted	0	0	0	0	0	4	0	0	0	0	0	0	0	0	0	0	N° of patients transplanted	0	0	0	0	0	4	0	0	0	0	0	0	0	0	60	0																																																																																																																																																																																											
Tissue donation PMP	0,0	0,0	0,0	4,5	0,0	7,1	19,8	2,4	104,6	0	0	10,1	0,0	0,0	10,1	0,0	N° of tissue retrieved	0	0	0	19	0	97	43	36	7.614	0	0	113	0	0	880	0	N° tissue processed (units)	0	0	0	19	0	74	42	36	7.614	0	0	86	0	0	0	0	N° tissue distributed (units)	0	0	0	10	0	42	28	0	2.012	0	0	1	0	0	423	0	N° tissue imported (units)	0	0	0	0	0	0	0	0	30	0	0	0	0	0	0	0	N° tissue exported (units)	0	0	0	0	0	42	9	0	39	0	0	0	0	0	0	0	N° of tissues transplanted	0	0	0	7	0	40	28	0	1.469	0	0	0	0	0	0	0	N° of patients transplanted	0	0	0	10	0	43	28	0	1.453	0	0	0	0	0	241	0	CARDIAC TISSUE																	N. of tissue donations	0	0	0	4	0	86	0	78	310	0	0	12	0	0	255	0	Tissue donation PMP	0,0	0,0	0,0	0,9	0,0	8,2	0,0	14,3	4,7	0	0	1,2	0	0	4,2	0,0	N° of tissue retrieved	0	0	0	4	0	86	0	235	653	0	0	12	0	0	479	0	N° tissue processed (units)	0	0	0	4	0	86	0	235	653	0	0	27	0	0	0	0	N° tissue distributed (units)	0	0	0	5	0	94	0	150	164	0	0	15	0	0	225	0	N° tissue imported (units)	0	0	0	0	0	0	0	0	46	0	0	0	0	0	0	0	N° tissue exported (units)	0	0	0	0	0	94	0	2	76	0	0	0	0	0	2	0	N° of tissues transplanted	0	0	0	3	0	93	0	150	164	0	0	13	0	0	0	0	N° of patients transplanted	0	0	0	5	0	98	0	0	164	0	0	13	0	0	0	0	MUSCULOSKELETAL																	N. of tissue donations	6.916	12,9	12,9	156	0	1.368	186	1.030	25.596	0	0	2075	0	0	3.812	10	Tissue donation PMP	960,3	6,916	6,916	36,9	0,0	1.298	141,6	188,2	385,4	0	0	210,5	0	0	62,7	5,0	N° of tissue retrieved	198	198	198	270	0	3.912	210	1.350	26.070	0	0	2.075	0	0	6.504	36	N° tissue processed (units)	282	282	282	139	0	2.952	0	0	26.070	0	0	0	0	0	0	74	N° tissue distributed (units)	0	0	0	55	0	0	0	0	38.262	0	0	0	0	0	10.643	25	N° tissue imported (units)	4.920	188	188	179	0	1.023	199	0	4.225	0	0	0	0	0	91	0	N° tissue exported (units)	181	181	181	236	0	637	230	0	38.495	0	0	1.117	0	0	0	0	N° of tissues transplanted	182	182	182	172	0	709	259	0	30.163	0	0	389	0	0	0	0	N° of patients transplanted	182	182	182	172	0	709	259	0	30.163	0	0	389	0	0	8.116	0	PLACENTA/AMNIOTIC MEMBRANE																	N. of tissue donations	12	1,7	1,7	5	0	22	22	16	110	0	0	0	0	0	242	0	Tissue donation PMP	12	1,7	1,7	1,2	0,0	2,1	16,8	2,9	1,7	0	0	0,0	0,0	0,0	4,0	0,0	N° of tissue retrieved	418	418	418	2.584	0	5.136	99	239	110	0	0	581	0	0	244	0	N° tissue processed (units)	495	495	495	2.635	0	2.320	97	0	3.407	0	0	461	0	0	0	0	N° tissue imported (units)	0	0	0	0	0	0	0	0	2.687	0	0	0	0	0	37.733	0	N° tissue exported (units)	165	165	165	158	0	92	0	32	25	0	0	0	0	0	0	0	N° of tissues transplanted	157	157	157	158	0	33	84	0	2.687	0	0	73	0	0	0	0	N° of patients transplanted	157	157	157	158	0	33	84	0	2.349	0	0	70	0	0	0	0	N° of tissues transplanted	157	157	157	158	0	34	97	0	2.349	0	0	81	0	0	10.10	0	SKIN																	N. of tissue donations	63	12,9	12,9	8	0	65	6	23	233	0	0	25	0	0	517	0	Tissue donation PMP	164,279	164,279	164,279	7,3	0,0	6,2	4,6	4,2	31,5	0	0	22,8	0	0	8,5	0,0	N° of tissue retrieved	57.684	57.684	57.684	16.492	0	174.509	113.609	1.059	438.042	0	0	273	0	0	1.112.425	0	N° tissue processed (units)	0	0	0	13.224	0	170.045	77	1.063	438.042	0	0	33.852	0	0	810.745	0	N° tissue distributed (units)	0	0	0	0	0	0	0	0	7.164	0	0	0	0	0	0	0	N° tissue imported (units)	0	0	0	0	0	1.770	0	0	0	0	0	0	0	0	70	0	N° tissue exported (units)	0	0	0	174	0	0	2	23	330.189	0	0	145	0	0	0	0	N° of tissues transplanted	0	0	0	4	0	0	7	0	135	0	0	134	0	0	0	0	N° of patients transplanted	0	0	0	4	0	0	7	0	135	0	0	145	0	0	18.21	0	OTHERS																	N. of tissue donations	39	5,4	5,4	0,0	0,0	6,2	0,0	1	123	0	0	151	0	0	20	118	Tissue donation PMP	39	5,4	5,4	0,0	0,0	6,2	0,0	0,2	385,4	0	0	15,3	0	0	20	59,4	N° of tissue retrieved	0	0	0	0	1.557	0	0	1	123	0	0	151	0	0	0	118	N° tissue processed (units)	0	0	0	0	0	0	0	0	0	0	0	7	0	0	0	0	N° tissue distributed (units)	0	0	0	0	1.375	0	0	4	0	0	0	5	0	0	24	0	N° tissue imported (units)	28	28	28	0	0	34	0	0	0	0	0	0	0	0	0	0	N° tissue exported (units)	0	0	0	0	0	4	0	0	0	0	0	0	0	0	0	0	N° of tissues transplanted	0	0	0	0	0	4	0	0	0	0	0	0	0	0	0	0	N° of patients transplanted	0	0	0	0	0	4	0	0	0	0	0	0	0	0	60	0																																																																																																																																																																																																												
N° of tissue retrieved	0	0	0	19	0	97	43	36	7.614	0	0	113	0	0	880	0	N° tissue processed (units)	0	0	0	19	0	74	42	36	7.614	0	0	86	0	0	0	0	N° tissue distributed (units)	0	0	0	10	0	42	28	0	2.012	0	0	1	0	0	423	0	N° tissue imported (units)	0	0	0	0	0	0	0	0	30	0	0	0	0	0	0	0	N° tissue exported (units)	0	0	0	0	0	42	9	0	39	0	0	0	0	0	0	0	N° of tissues transplanted	0	0	0	7	0	40	28	0	1.469	0	0	0	0	0	0	0	N° of patients transplanted	0	0	0	10	0	43	28	0	1.453	0	0	0	0	0	241	0	CARDIAC TISSUE																	N. of tissue donations	0	0	0	4	0	86	0	78	310	0	0	12	0	0	255	0	Tissue donation PMP	0,0	0,0	0,0	0,9	0,0	8,2	0,0	14,3	4,7	0	0	1,2	0	0	4,2	0,0	N° of tissue retrieved	0	0	0	4	0	86	0	235	653	0	0	12	0	0	479	0	N° tissue processed (units)	0	0	0	4	0	86	0	235	653	0	0	27	0	0	0	0	N° tissue distributed (units)	0	0	0	5	0	94	0	150	164	0	0	15	0	0	225	0	N° tissue imported (units)	0	0	0	0	0	0	0	0	46	0	0	0	0	0	0	0	N° tissue exported (units)	0	0	0	0	0	94	0	2	76	0	0	0	0	0	2	0	N° of tissues transplanted	0	0	0	3	0	93	0	150	164	0	0	13	0	0	0	0	N° of patients transplanted	0	0	0	5	0	98	0	0	164	0	0	13	0	0	0	0	MUSCULOSKELETAL																	N. of tissue donations	6.916	12,9	12,9	156	0	1.368	186	1.030	25.596	0	0	2075	0	0	3.812	10	Tissue donation PMP	960,3	6,916	6,916	36,9	0,0	1.298	141,6	188,2	385,4	0	0	210,5	0	0	62,7	5,0	N° of tissue retrieved	198	198	198	270	0	3.912	210	1.350	26.070	0	0	2.075	0	0	6.504	36	N° tissue processed (units)	282	282	282	139	0	2.952	0	0	26.070	0	0	0	0	0	0	74	N° tissue distributed (units)	0	0	0	55	0	0	0	0	38.262	0	0	0	0	0	10.643	25	N° tissue imported (units)	4.920	188	188	179	0	1.023	199	0	4.225	0	0	0	0	0	91	0	N° tissue exported (units)	181	181	181	236	0	637	230	0	38.495	0	0	1.117	0	0	0	0	N° of tissues transplanted	182	182	182	172	0	709	259	0	30.163	0	0	389	0	0	0	0	N° of patients transplanted	182	182	182	172	0	709	259	0	30.163	0	0	389	0	0	8.116	0	PLACENTA/AMNIOTIC MEMBRANE																	N. of tissue donations	12	1,7	1,7	5	0	22	22	16	110	0	0	0	0	0	242	0	Tissue donation PMP	12	1,7	1,7	1,2	0,0	2,1	16,8	2,9	1,7	0	0	0,0	0,0	0,0	4,0	0,0	N° of tissue retrieved	418	418	418	2.584	0	5.136	99	239	110	0	0	581	0	0	244	0	N° tissue processed (units)	495	495	495	2.635	0	2.320	97	0	3.407	0	0	461	0	0	0	0	N° tissue imported (units)	0	0	0	0	0	0	0	0	2.687	0	0	0	0	0	37.733	0	N° tissue exported (units)	165	165	165	158	0	92	0	32	25	0	0	0	0	0	0	0	N° of tissues transplanted	157	157	157	158	0	33	84	0	2.687	0	0	73	0	0	0	0	N° of patients transplanted	157	157	157	158	0	33	84	0	2.349	0	0	70	0	0	0	0	N° of tissues transplanted	157	157	157	158	0	34	97	0	2.349	0	0	81	0	0	10.10	0	SKIN																	N. of tissue donations	63	12,9	12,9	8	0	65	6	23	233	0	0	25	0	0	517	0	Tissue donation PMP	164,279	164,279	164,279	7,3	0,0	6,2	4,6	4,2	31,5	0	0	22,8	0	0	8,5	0,0	N° of tissue retrieved	57.684	57.684	57.684	16.492	0	174.509	113.609	1.059	438.042	0	0	273	0	0	1.112.425	0	N° tissue processed (units)	0	0	0	13.224	0	170.045	77	1.063	438.042	0	0	33.852	0	0	810.745	0	N° tissue distributed (units)	0	0	0	0	0	0	0	0	7.164	0	0	0	0	0	0	0	N° tissue imported (units)	0	0	0	0	0	1.770	0	0	0	0	0	0	0	0	70	0	N° tissue exported (units)	0	0	0	174	0	0	2	23	330.189	0	0	145	0	0	0	0	N° of tissues transplanted	0	0	0	4	0	0	7	0	135	0	0	134	0	0	0	0	N° of patients transplanted	0	0	0	4	0	0	7	0	135	0	0	145	0	0	18.21	0	OTHERS																	N. of tissue donations	39	5,4	5,4	0,0	0,0	6,2	0,0	1	123	0	0	151	0	0	20	118	Tissue donation PMP	39	5,4	5,4	0,0	0,0	6,2	0,0	0,2	385,4	0	0	15,3	0	0	20	59,4	N° of tissue retrieved	0	0	0	0	1.557	0	0	1	123	0	0	151	0	0	0	118	N° tissue processed (units)	0	0	0	0	0	0	0	0	0	0	0	7	0	0	0	0	N° tissue distributed (units)	0	0	0	0	1.375	0	0	4	0	0	0	5	0	0	24	0	N° tissue imported (units)	28	28	28	0	0	34	0	0	0	0	0	0	0	0	0	0	N° tissue exported (units)	0	0	0	0	0	4	0	0	0	0	0	0	0	0	0	0	N° of tissues transplanted	0	0	0	0	0	4	0	0	0	0	0	0	0	0	0	0	N° of patients transplanted	0	0	0	0	0	4	0	0	0	0	0	0	0	0	60	0																																																																																																																																																																																																																													
N° tissue processed (units)	0	0	0	19	0	74	42	36	7.614	0	0	86	0	0	0	0	N° tissue distributed (units)	0	0	0	10	0	42	28	0	2.012	0	0	1	0	0	423	0	N° tissue imported (units)	0	0	0	0	0	0	0	0	30	0	0	0	0	0	0	0	N° tissue exported (units)	0	0	0	0	0	42	9	0	39	0	0	0	0	0	0	0	N° of tissues transplanted	0	0	0	7	0	40	28	0	1.469	0	0	0	0	0	0	0	N° of patients transplanted	0	0	0	10	0	43	28	0	1.453	0	0	0	0	0	241	0	CARDIAC TISSUE																	N. of tissue donations	0	0	0	4	0	86	0	78	310	0	0	12	0	0	255	0	Tissue donation PMP	0,0	0,0	0,0	0,9	0,0	8,2	0,0	14,3	4,7	0	0	1,2	0	0	4,2	0,0	N° of tissue retrieved	0	0	0	4	0	86	0	235	653	0	0	12	0	0	479	0	N° tissue processed (units)	0	0	0	4	0	86	0	235	653	0	0	27	0	0	0	0	N° tissue distributed (units)	0	0	0	5	0	94	0	150	164	0	0	15	0	0	225	0	N° tissue imported (units)	0	0	0	0	0	0	0	0	46	0	0	0	0	0	0	0	N° tissue exported (units)	0	0	0	0	0	94	0	2	76	0	0	0	0	0	2	0	N° of tissues transplanted	0	0	0	3	0	93	0	150	164	0	0	13	0	0	0	0	N° of patients transplanted	0	0	0	5	0	98	0	0	164	0	0	13	0	0	0	0	MUSCULOSKELETAL																	N. of tissue donations	6.916	12,9	12,9	156	0	1.368	186	1.030	25.596	0	0	2075	0	0	3.812	10	Tissue donation PMP	960,3	6,916	6,916	36,9	0,0	1.298	141,6	188,2	385,4	0	0	210,5	0	0	62,7	5,0	N° of tissue retrieved	198	198	198	270	0	3.912	210	1.350	26.070	0	0	2.075	0	0	6.504	36	N° tissue processed (units)	282	282	282	139	0	2.952	0	0	26.070	0	0	0	0	0	0	74	N° tissue distributed (units)	0	0	0	55	0	0	0	0	38.262	0	0	0	0	0	10.643	25	N° tissue imported (units)	4.920	188	188	179	0	1.023	199	0	4.225	0	0	0	0	0	91	0	N° tissue exported (units)	181	181	181	236	0	637	230	0	38.495	0	0	1.117	0	0	0	0	N° of tissues transplanted	182	182	182	172	0	709	259	0	30.163	0	0	389	0	0	0	0	N° of patients transplanted	182	182	182	172	0	709	259	0	30.163	0	0	389	0	0	8.116	0	PLACENTA/AMNIOTIC MEMBRANE																	N. of tissue donations	12	1,7	1,7	5	0	22	22	16	110	0	0	0	0	0	242	0	Tissue donation PMP	12	1,7	1,7	1,2	0,0	2,1	16,8	2,9	1,7	0	0	0,0	0,0	0,0	4,0	0,0	N° of tissue retrieved	418	418	418	2.584	0	5.136	99	239	110	0	0	581	0	0	244	0	N° tissue processed (units)	495	495	495	2.635	0	2.320	97	0	3.407	0	0	461	0	0	0	0	N° tissue imported (units)	0	0	0	0	0	0	0	0	2.687	0	0	0	0	0	37.733	0	N° tissue exported (units)	165	165	165	158	0	92	0	32	25	0	0	0	0	0	0	0	N° of tissues transplanted	157	157	157	158	0	33	84	0	2.687	0	0	73	0	0	0	0	N° of patients transplanted	157	157	157	158	0	33	84	0	2.349	0	0	70	0	0	0	0	N° of tissues transplanted	157	157	157	158	0	34	97	0	2.349	0	0	81	0	0	10.10	0	SKIN																	N. of tissue donations	63	12,9	12,9	8	0	65	6	23	233	0	0	25	0	0	517	0	Tissue donation PMP	164,279	164,279	164,279	7,3	0,0	6,2	4,6	4,2	31,5	0	0	22,8	0	0	8,5	0,0	N° of tissue retrieved	57.684	57.684	57.684	16.492	0	174.509	113.609	1.059	438.042	0	0	273	0	0	1.112.425	0	N° tissue processed (units)	0	0	0	13.224	0	170.045	77	1.063	438.042	0	0	33.852	0	0	810.745	0	N° tissue distributed (units)	0	0	0	0	0	0	0	0	7.164	0	0	0	0	0	0	0	N° tissue imported (units)	0	0	0	0	0	1.770	0	0	0	0	0	0	0	0	70	0	N° tissue exported (units)	0	0	0	174	0	0	2	23	330.189	0	0	145	0	0	0	0	N° of tissues transplanted	0	0	0	4	0	0	7	0	135	0	0	134	0	0	0	0	N° of patients transplanted	0	0	0	4	0	0	7	0	135	0	0	145	0	0	18.21	0	OTHERS																	N. of tissue donations	39	5,4	5,4	0,0	0,0	6,2	0,0	1	123	0	0	151	0	0	20	118	Tissue donation PMP	39	5,4	5,4	0,0	0,0	6,2	0,0	0,2	385,4	0	0	15,3	0	0	20	59,4	N° of tissue retrieved	0	0	0	0	1.557	0	0	1	123	0	0	151	0	0	0	118	N° tissue processed (units)	0	0	0	0	0	0	0	0	0	0	0	7	0	0	0	0	N° tissue distributed (units)	0	0	0	0	1.375	0	0	4	0	0	0	5	0	0	24	0	N° tissue imported (units)	28	28	28	0	0	34	0	0	0	0	0	0	0	0	0	0	N° tissue exported (units)	0	0	0	0	0	4	0	0	0	0	0	0	0	0	0	0	N° of tissues transplanted	0	0	0	0	0	4	0	0	0	0	0	0	0	0	0	0	N° of patients transplanted	0	0	0	0	0	4	0	0	0	0	0	0	0	0	60	0																																																																																																																																																																																																																																														
N° tissue distributed (units)	0	0	0	10	0	42	28	0	2.012	0	0	1	0	0	423	0	N° tissue imported (units)	0	0	0	0	0	0	0	0	30	0	0	0	0	0	0	0	N° tissue exported (units)	0	0	0	0	0	42	9	0	39	0	0	0	0	0	0	0	N° of tissues transplanted	0	0	0	7	0	40	28	0	1.469	0	0	0	0	0	0	0	N° of patients transplanted	0	0	0	10	0	43	28	0	1.453	0	0	0	0	0	241	0	CARDIAC TISSUE																	N. of tissue donations	0	0	0	4	0	86	0	78	310	0	0	12	0	0	255	0	Tissue donation PMP	0,0	0,0	0,0	0,9	0,0	8,2	0,0	14,3	4,7	0	0	1,2	0	0	4,2	0,0	N° of tissue retrieved	0	0	0	4	0	86	0	235	653	0	0	12	0	0	479	0	N° tissue processed (units)	0	0	0	4	0	86	0	235	653	0	0	27	0	0	0	0	N° tissue distributed (units)	0	0	0	5	0	94	0	150	164	0	0	15	0	0	225	0	N° tissue imported (units)	0	0	0	0	0	0	0	0	46	0	0	0	0	0	0	0	N° tissue exported (units)	0	0	0	0	0	94	0	2	76	0	0	0	0	0	2	0	N° of tissues transplanted	0	0	0	3	0	93	0	150	164	0	0	13	0	0	0	0	N° of patients transplanted	0	0	0	5	0	98	0	0	164	0	0	13	0	0	0	0	MUSCULOSKELETAL																	N. of tissue donations	6.916	12,9	12,9	156	0	1.368	186	1.030	25.596	0	0	2075	0	0	3.812	10	Tissue donation PMP	960,3	6,916	6,916	36,9	0,0	1.298	141,6	188,2	385,4	0	0	210,5	0	0	62,7	5,0	N° of tissue retrieved	198	198	198	270	0	3.912	210	1.350	26.070	0	0	2.075	0	0	6.504	36	N° tissue processed (units)	282	282	282	139	0	2.952	0	0	26.070	0	0	0	0	0	0	74	N° tissue distributed (units)	0	0	0	55	0	0	0	0	38.262	0	0	0	0	0	10.643	25	N° tissue imported (units)	4.920	188	188	179	0	1.023	199	0	4.225	0	0	0	0	0	91	0	N° tissue exported (units)	181	181	181	236	0	637	230	0	38.495	0	0	1.117	0	0	0	0	N° of tissues transplanted	182	182	182	172	0	709	259	0	30.163	0	0	389	0	0	0	0	N° of patients transplanted	182	182	182	172	0	709	259	0	30.163	0	0	389	0	0	8.116	0	PLACENTA/AMNIOTIC MEMBRANE																	N. of tissue donations	12	1,7	1,7	5	0	22	22	16	110	0	0	0	0	0	242	0	Tissue donation PMP	12	1,7	1,7	1,2	0,0	2,1	16,8	2,9	1,7	0	0	0,0	0,0	0,0	4,0	0,0	N° of tissue retrieved	418	418	418	2.584	0	5.136	99	239	110	0	0	581	0	0	244	0	N° tissue processed (units)	495	495	495	2.635	0	2.320	97	0	3.407	0	0	461	0	0	0	0	N° tissue imported (units)	0	0	0	0	0	0	0	0	2.687	0	0	0	0	0	37.733	0	N° tissue exported (units)	165	165	165	158	0	92	0	32	25	0	0	0	0	0	0	0	N° of tissues transplanted	157	157	157	158	0	33	84	0	2.687	0	0	73	0	0	0	0	N° of patients transplanted	157	157	157	158	0	33	84	0	2.349	0	0	70	0	0	0	0	N° of tissues transplanted	157	157	157	158	0	34	97	0	2.349	0	0	81	0	0	10.10	0	SKIN																	N. of tissue donations	63	12,9	12,9	8	0	65	6	23	233	0	0	25	0	0	517	0	Tissue donation PMP	164,279	164,279	164,279	7,3	0,0	6,2	4,6	4,2	31,5	0	0	22,8	0	0	8,5	0,0	N° of tissue retrieved	57.684	57.684	57.684	16.492	0	174.509	113.609	1.059	438.042	0	0	273	0	0	1.112.425	0	N° tissue processed (units)	0	0	0	13.224	0	170.045	77	1.063	438.042	0	0	33.852	0	0	810.745	0	N° tissue distributed (units)	0	0	0	0	0	0	0	0	7.164	0	0	0	0	0	0	0	N° tissue imported (units)	0	0	0	0	0	1.770	0	0	0	0	0	0	0	0	70	0	N° tissue exported (units)	0	0	0	174	0	0	2	23	330.189	0	0	145	0	0	0	0	N° of tissues transplanted	0	0	0	4	0	0	7	0	135	0	0	134	0	0	0	0	N° of patients transplanted	0	0	0	4	0	0	7	0	135	0	0	145	0	0	18.21	0	OTHERS																	N. of tissue donations	39	5,4	5,4	0,0	0,0	6,2	0,0	1	123	0	0	151	0	0	20	118	Tissue donation PMP	39	5,4	5,4	0,0	0,0	6,2	0,0	0,2	385,4	0	0	15,3	0	0	20	59,4	N° of tissue retrieved	0	0	0	0	1.557	0	0	1	123	0	0	151	0	0	0	118	N° tissue processed (units)	0	0	0	0	0	0	0	0	0	0	0	7	0	0	0	0	N° tissue distributed (units)	0	0	0	0	1.375	0	0	4	0	0	0	5	0	0	24	0	N° tissue imported (units)	28	28	28	0	0	34	0	0	0	0	0	0	0	0	0	0	N° tissue exported (units)	0	0	0	0	0	4	0	0	0	0	0	0	0	0	0	0	N° of tissues transplanted	0	0	0	0	0	4	0	0	0	0	0	0	0	0	0	0	N° of patients transplanted	0	0	0	0	0	4	0	0	0	0	0	0	0	0	60	0																																																																																																																																																																																																																																																															
N° tissue imported (units)	0	0	0	0	0	0	0	0	30	0	0	0	0	0	0	0	N° tissue exported (units)	0	0	0	0	0	42	9	0	39	0	0	0	0	0	0	0	N° of tissues transplanted	0	0	0	7	0	40	28	0	1.469	0	0	0	0	0	0	0	N° of patients transplanted	0	0	0	10	0	43	28	0	1.453	0	0	0	0	0	241	0	CARDIAC TISSUE																	N. of tissue donations	0	0	0	4	0	86	0	78	310	0	0	12	0	0	255	0	Tissue donation PMP	0,0	0,0	0,0	0,9	0,0	8,2	0,0	14,3	4,7	0	0	1,2	0	0	4,2	0,0	N° of tissue retrieved	0	0	0	4	0	86	0	235	653	0	0	12	0	0	479	0	N° tissue processed (units)	0	0	0	4	0	86	0	235	653	0	0	27	0	0	0	0	N° tissue distributed (units)	0	0	0	5	0	94	0	150	164	0	0	15	0	0	225	0	N° tissue imported (units)	0	0	0	0	0	0	0	0	46	0	0	0	0	0	0	0	N° tissue exported (units)	0	0	0	0	0	94	0	2	76	0	0	0	0	0	2	0	N° of tissues transplanted	0	0	0	3	0	93	0	150	164	0	0	13	0	0	0	0	N° of patients transplanted	0	0	0	5	0	98	0	0	164	0	0	13	0	0	0	0	MUSCULOSKELETAL																	N. of tissue donations	6.916	12,9	12,9	156	0	1.368	186	1.030	25.596	0	0	2075	0	0	3.812	10	Tissue donation PMP	960,3	6,916	6,916	36,9	0,0	1.298	141,6	188,2	385,4	0	0	210,5	0	0	62,7	5,0	N° of tissue retrieved	198	198	198	270	0	3.912	210	1.350	26.070	0	0	2.075	0	0	6.504	36	N° tissue processed (units)	282	282	282	139	0	2.952	0	0	26.070	0	0	0	0	0	0	74	N° tissue distributed (units)	0	0	0	55	0	0	0	0	38.262	0	0	0	0	0	10.643	25	N° tissue imported (units)	4.920	188	188	179	0	1.023	199	0	4.225	0	0	0	0	0	91	0	N° tissue exported (units)	181	181	181	236	0	637	230	0	38.495	0	0	1.117	0	0	0	0	N° of tissues transplanted	182	182	182	172	0	709	259	0	30.163	0	0	389	0	0	0	0	N° of patients transplanted	182	182	182	172	0	709	259	0	30.163	0	0	389	0	0	8.116	0	PLACENTA/AMNIOTIC MEMBRANE																	N. of tissue donations	12	1,7	1,7	5	0	22	22	16	110	0	0	0	0	0	242	0	Tissue donation PMP	12	1,7	1,7	1,2	0,0	2,1	16,8	2,9	1,7	0	0	0,0	0,0	0,0	4,0	0,0	N° of tissue retrieved	418	418	418	2.584	0	5.136	99	239	110	0	0	581	0	0	244	0	N° tissue processed (units)	495	495	495	2.635	0	2.320	97	0	3.407	0	0	461	0	0	0	0	N° tissue imported (units)	0	0	0	0	0	0	0	0	2.687	0	0	0	0	0	37.733	0	N° tissue exported (units)	165	165	165	158	0	92	0	32	25	0	0	0	0	0	0	0	N° of tissues transplanted	157	157	157	158	0	33	84	0	2.687	0	0	73	0	0	0	0	N° of patients transplanted	157	157	157	158	0	33	84	0	2.349	0	0	70	0	0	0	0	N° of tissues transplanted	157	157	157	158	0	34	97	0	2.349	0	0	81	0	0	10.10	0	SKIN																	N. of tissue donations	63	12,9	12,9	8	0	65	6	23	233	0	0	25	0	0	517	0	Tissue donation PMP	164,279	164,279	164,279	7,3	0,0	6,2	4,6	4,2	31,5	0	0	22,8	0	0	8,5	0,0	N° of tissue retrieved	57.684	57.684	57.684	16.492	0	174.509	113.609	1.059	438.042	0	0	273	0	0	1.112.425	0	N° tissue processed (units)	0	0	0	13.224	0	170.045	77	1.063	438.042	0	0	33.852	0	0	810.745	0	N° tissue distributed (units)	0	0	0	0	0	0	0	0	7.164	0	0	0	0	0	0	0	N° tissue imported (units)	0	0	0	0	0	1.770	0	0	0	0	0	0	0	0	70	0	N° tissue exported (units)	0	0	0	174	0	0	2	23	330.189	0	0	145	0	0	0	0	N° of tissues transplanted	0	0	0	4	0	0	7	0	135	0	0	134	0	0	0	0	N° of patients transplanted	0	0	0	4	0	0	7	0	135	0	0	145	0	0	18.21	0	OTHERS																	N. of tissue donations	39	5,4	5,4	0,0	0,0	6,2	0,0	1	123	0	0	151	0	0	20	118	Tissue donation PMP	39	5,4	5,4	0,0	0,0	6,2	0,0	0,2	385,4	0	0	15,3	0	0	20	59,4	N° of tissue retrieved	0	0	0	0	1.557	0	0	1	123	0	0	151	0	0	0	118	N° tissue processed (units)	0	0	0	0	0	0	0	0	0	0	0	7	0	0	0	0	N° tissue distributed (units)	0	0	0	0	1.375	0	0	4	0	0	0	5	0	0	24	0	N° tissue imported (units)	28	28	28	0	0	34	0	0	0	0	0	0	0	0	0	0	N° tissue exported (units)	0	0	0	0	0	4	0	0	0	0	0	0	0	0	0	0	N° of tissues transplanted	0	0	0	0	0	4	0	0	0	0	0	0	0	0	0	0	N° of patients transplanted	0	0	0	0	0	4	0	0	0	0	0	0	0	0	60	0																																																																																																																																																																																																																																																																																
N° tissue exported (units)	0	0	0	0	0	42	9	0	39	0	0	0	0	0	0	0	N° of tissues transplanted	0	0	0	7	0	40	28	0	1.469	0	0	0	0	0	0	0	N° of patients transplanted	0	0	0	10	0	43	28	0	1.453	0	0	0	0	0	241	0	CARDIAC TISSUE																	N. of tissue donations	0	0	0	4	0	86	0	78	310	0	0	12	0	0	255	0	Tissue donation PMP	0,0	0,0	0,0	0,9	0,0	8,2	0,0	14,3	4,7	0	0	1,2	0	0	4,2	0,0	N° of tissue retrieved	0	0	0	4	0	86	0	235	653	0	0	12	0	0	479	0	N° tissue processed (units)	0	0	0	4	0	86	0	235	653	0	0	27	0	0	0	0	N° tissue distributed (units)	0	0	0	5	0	94	0	150	164	0	0	15	0	0	225	0	N° tissue imported (units)	0	0	0	0	0	0	0	0	46	0	0	0	0	0	0	0	N° tissue exported (units)	0	0	0	0	0	94	0	2	76	0	0	0	0	0	2	0	N° of tissues transplanted	0	0	0	3	0	93	0	150	164	0	0	13	0	0	0	0	N° of patients transplanted	0	0	0	5	0	98	0	0	164	0	0	13	0	0	0	0	MUSCULOSKELETAL																	N. of tissue donations	6.916	12,9	12,9	156	0	1.368	186	1.030	25.596	0	0	2075	0	0	3.812	10	Tissue donation PMP	960,3	6,916	6,916	36,9	0,0	1.298	141,6	188,2	385,4	0	0	210,5	0	0	62,7	5,0	N° of tissue retrieved	198	198	198	270	0	3.912	210	1.350	26.070	0	0	2.075	0	0	6.504	36	N° tissue processed (units)	282	282	282	139	0	2.952	0	0	26.070	0	0	0	0	0	0	74	N° tissue distributed (units)	0	0	0	55	0	0	0	0	38.262	0	0	0	0	0	10.643	25	N° tissue imported (units)	4.920	188	188	179	0	1.023	199	0	4.225	0	0	0	0	0	91	0	N° tissue exported (units)	181	181	181	236	0	637	230	0	38.495	0	0	1.117	0	0	0	0	N° of tissues transplanted	182	182	182	172	0	709	259	0	30.163	0	0	389	0	0	0	0	N° of patients transplanted	182	182	182	172	0	709	259	0	30.163	0	0	389	0	0	8.116	0	PLACENTA/AMNIOTIC MEMBRANE																	N. of tissue donations	12	1,7	1,7	5	0	22	22	16	110	0	0	0	0	0	242	0	Tissue donation PMP	12	1,7	1,7	1,2	0,0	2,1	16,8	2,9	1,7	0	0	0,0	0,0	0,0	4,0	0,0	N° of tissue retrieved	418	418	418	2.584	0	5.136	99	239	110	0	0	581	0	0	244	0	N° tissue processed (units)	495	495	495	2.635	0	2.320	97	0	3.407	0	0	461	0	0	0	0	N° tissue imported (units)	0	0	0	0	0	0	0	0	2.687	0	0	0	0	0	37.733	0	N° tissue exported (units)	165	165	165	158	0	92	0	32	25	0	0	0	0	0	0	0	N° of tissues transplanted	157	157	157	158	0	33	84	0	2.687	0	0	73	0	0	0	0	N° of patients transplanted	157	157	157	158	0	33	84	0	2.349	0	0	70	0	0	0	0	N° of tissues transplanted	157	157	157	158	0	34	97	0	2.349	0	0	81	0	0	10.10	0	SKIN																	N. of tissue donations	63	12,9	12,9	8	0	65	6	23	233	0	0	25	0	0	517	0	Tissue donation PMP	164,279	164,279	164,279	7,3	0,0	6,2	4,6	4,2	31,5	0	0	22,8	0	0	8,5	0,0	N° of tissue retrieved	57.684	57.684	57.684	16.492	0	174.509	113.609	1.059	438.042	0	0	273	0	0	1.112.425	0	N° tissue processed (units)	0	0	0	13.224	0	170.045	77	1.063	438.042	0	0	33.852	0	0	810.745	0	N° tissue distributed (units)	0	0	0	0	0	0	0	0	7.164	0	0	0	0	0	0	0	N° tissue imported (units)	0	0	0	0	0	1.770	0	0	0	0	0	0	0	0	70	0	N° tissue exported (units)	0	0	0	174	0	0	2	23	330.189	0	0	145	0	0	0	0	N° of tissues transplanted	0	0	0	4	0	0	7	0	135	0	0	134	0	0	0	0	N° of patients transplanted	0	0	0	4	0	0	7	0	135	0	0	145	0	0	18.21	0	OTHERS																	N. of tissue donations	39	5,4	5,4	0,0	0,0	6,2	0,0	1	123	0	0	151	0	0	20	118	Tissue donation PMP	39	5,4	5,4	0,0	0,0	6,2	0,0	0,2	385,4	0	0	15,3	0	0	20	59,4	N° of tissue retrieved	0	0	0	0	1.557	0	0	1	123	0	0	151	0	0	0	118	N° tissue processed (units)	0	0	0	0	0	0	0	0	0	0	0	7	0	0	0	0	N° tissue distributed (units)	0	0	0	0	1.375	0	0	4	0	0	0	5	0	0	24	0	N° tissue imported (units)	28	28	28	0	0	34	0	0	0	0	0	0	0	0	0	0	N° tissue exported (units)	0	0	0	0	0	4	0	0	0	0	0	0	0	0	0	0	N° of tissues transplanted	0	0	0	0	0	4	0	0	0	0	0	0	0	0	0	0	N° of patients transplanted	0	0	0	0	0	4	0	0	0	0	0	0	0	0	60	0																																																																																																																																																																																																																																																																																																	
N° of tissues transplanted	0	0	0	7	0	40	28	0	1.469	0	0	0	0	0	0	0	N° of patients transplanted	0	0	0	10	0	43	28	0	1.453	0	0	0	0	0	241	0	CARDIAC TISSUE																	N. of tissue donations	0	0	0	4	0	86	0	78	310	0	0	12	0	0	255	0	Tissue donation PMP	0,0	0,0	0,0	0,9	0,0	8,2	0,0	14,3	4,7	0	0	1,2	0	0	4,2	0,0	N° of tissue retrieved	0	0	0	4	0	86	0	235	653	0	0	12	0	0	479	0	N° tissue processed (units)	0	0	0	4	0	86	0	235	653	0	0	27	0	0	0	0	N° tissue distributed (units)	0	0	0	5	0	94	0	150	164	0	0	15	0	0	225	0	N° tissue imported (units)	0	0	0	0	0	0	0	0	46	0	0	0	0	0	0	0	N° tissue exported (units)	0	0	0	0	0	94	0	2	76	0	0	0	0	0	2	0	N° of tissues transplanted	0	0	0	3	0	93	0	150	164	0	0	13	0	0	0	0	N° of patients transplanted	0	0	0	5	0	98	0	0	164	0	0	13	0	0	0	0	MUSCULOSKELETAL																	N. of tissue donations	6.916	12,9	12,9	156	0	1.368	186	1.030	25.596	0	0	2075	0	0	3.812	10	Tissue donation PMP	960,3	6,916	6,916	36,9	0,0	1.298	141,6	188,2	385,4	0	0	210,5	0	0	62,7	5,0	N° of tissue retrieved	198	198	198	270	0	3.912	210	1.350	26.070	0	0	2.075	0	0	6.504	36	N° tissue processed (units)	282	282	282	139	0	2.952	0	0	26.070	0	0	0	0	0	0	74	N° tissue distributed (units)	0	0	0	55	0	0	0	0	38.262	0	0	0	0	0	10.643	25	N° tissue imported (units)	4.920	188	188	179	0	1.023	199	0	4.225	0	0	0	0	0	91	0	N° tissue exported (units)	181	181	181	236	0	637	230	0	38.495	0	0	1.117	0	0	0	0	N° of tissues transplanted	182	182	182	172	0	709	259	0	30.163	0	0	389	0	0	0	0	N° of patients transplanted	182	182	182	172	0	709	259	0	30.163	0	0	389	0	0	8.116	0	PLACENTA/AMNIOTIC MEMBRANE																	N. of tissue donations	12	1,7	1,7	5	0	22	22	16	110	0	0	0	0	0	242	0	Tissue donation PMP	12	1,7	1,7	1,2	0,0	2,1	16,8	2,9	1,7	0	0	0,0	0,0	0,0	4,0	0,0	N° of tissue retrieved	418	418	418	2.584	0	5.136	99	239	110	0	0	581	0	0	244	0	N° tissue processed (units)	495	495	495	2.635	0	2.320	97	0	3.407	0	0	461	0	0	0	0	N° tissue imported (units)	0	0	0	0	0	0	0	0	2.687	0	0	0	0	0	37.733	0	N° tissue exported (units)	165	165	165	158	0	92	0	32	25	0	0	0	0	0	0	0	N° of tissues transplanted	157	157	157	158	0	33	84	0	2.687	0	0	73	0	0	0	0	N° of patients transplanted	157	157	157	158	0	33	84	0	2.349	0	0	70	0	0	0	0	N° of tissues transplanted	157	157	157	158	0	34	97	0	2.349	0	0	81	0	0	10.10	0	SKIN																	N. of tissue donations	63	12,9	12,9	8	0	65	6	23	233	0	0	25	0	0	517	0	Tissue donation PMP	164,279	164,279	164,279	7,3	0,0	6,2	4,6	4,2	31,5	0	0	22,8	0	0	8,5	0,0	N° of tissue retrieved	57.684	57.684	57.684	16.492	0	174.509	113.609	1.059	438.042	0	0	273	0	0	1.112.425	0	N° tissue processed (units)	0	0	0	13.224	0	170.045	77	1.063	438.042	0	0	33.852	0	0	810.745	0	N° tissue distributed (units)	0	0	0	0	0	0	0	0	7.164	0	0	0	0	0	0	0	N° tissue imported (units)	0	0	0	0	0	1.770	0	0	0	0	0	0	0	0	70	0	N° tissue exported (units)	0	0	0	174	0	0	2	23	330.189	0	0	145	0	0	0	0	N° of tissues transplanted	0	0	0	4	0	0	7	0	135	0	0	134	0	0	0	0	N° of patients transplanted	0	0	0	4	0	0	7	0	135	0	0	145	0	0	18.21	0	OTHERS																	N. of tissue donations	39	5,4	5,4	0,0	0,0	6,2	0,0	1	123	0	0	151	0	0	20	118	Tissue donation PMP	39	5,4	5,4	0,0	0,0	6,2	0,0	0,2	385,4	0	0	15,3	0	0	20	59,4	N° of tissue retrieved	0	0	0	0	1.557	0	0	1	123	0	0	151	0	0	0	118	N° tissue processed (units)	0	0	0	0	0	0	0	0	0	0	0	7	0	0	0	0	N° tissue distributed (units)	0	0	0	0	1.375	0	0	4	0	0	0	5	0	0	24	0	N° tissue imported (units)	28	28	28	0	0	34	0	0	0	0	0	0	0	0	0	0	N° tissue exported (units)	0	0	0	0	0	4	0	0	0	0	0	0	0	0	0	0	N° of tissues transplanted	0	0	0	0	0	4	0	0	0	0	0	0	0	0	0	0	N° of patients transplanted	0	0	0	0	0	4	0	0	0	0	0	0	0	0	60	0																																																																																																																																																																																																																																																																																																																		
N° of patients transplanted	0	0	0	10	0	43	28	0	1.453	0	0	0	0	0	241	0	CARDIAC TISSUE																	N. of tissue donations	0	0	0	4	0	86	0	78	310	0	0	12	0	0	255	0	Tissue donation PMP	0,0	0,0	0,0	0,9	0,0	8,2	0,0	14,3	4,7	0	0	1,2	0	0	4,2	0,0	N° of tissue retrieved	0	0	0	4	0	86	0	235	653	0	0	12	0	0	479	0	N° tissue processed (units)	0	0	0	4	0	86	0	235	653	0	0	27	0	0	0	0	N° tissue distributed (units)	0	0	0	5	0	94	0	150	164	0	0	15	0	0	225	0	N° tissue imported (units)	0	0	0	0	0	0	0	0	46	0	0	0	0	0	0	0	N° tissue exported (units)	0	0	0	0	0	94	0	2	76	0	0	0	0	0	2	0	N° of tissues transplanted	0	0	0	3	0	93	0	150	164	0	0	13	0	0	0	0	N° of patients transplanted	0	0	0	5	0	98	0	0	164	0	0	13	0	0	0	0	MUSCULOSKELETAL																	N. of tissue donations	6.916	12,9	12,9	156	0	1.368	186	1.030	25.596	0	0	2075	0	0	3.812	10	Tissue donation PMP	960,3	6,916	6,916	36,9	0,0	1.298	141,6	188,2	385,4	0	0	210,5	0	0	62,7	5,0	N° of tissue retrieved	198	198	198	270	0	3.912	210	1.350	26.070	0	0	2.075	0	0	6.504	36	N° tissue processed (units)	282	282	282	139	0	2.952	0	0	26.070	0	0	0	0	0	0	74	N° tissue distributed (units)	0	0	0	55	0	0	0	0	38.262	0	0	0	0	0	10.643	25	N° tissue imported (units)	4.920	188	188	179	0	1.023	199	0	4.225	0	0	0	0	0	91	0	N° tissue exported (units)	181	181	181	236	0	637	230	0	38.495	0	0	1.117	0	0	0	0	N° of tissues transplanted	182	182	182	172	0	709	259	0	30.163	0	0	389	0	0	0	0	N° of patients transplanted	182	182	182	172	0	709	259	0	30.163	0	0	389	0	0	8.116	0	PLACENTA/AMNIOTIC MEMBRANE																	N. of tissue donations	12	1,7	1,7	5	0	22	22	16	110	0	0	0	0	0	242	0	Tissue donation PMP	12	1,7	1,7	1,2	0,0	2,1	16,8	2,9	1,7	0	0	0,0	0,0	0,0	4,0	0,0	N° of tissue retrieved	418	418	418	2.584	0	5.136	99	239	110	0	0	581	0	0	244	0	N° tissue processed (units)	495	495	495	2.635	0	2.320	97	0	3.407	0	0	461	0	0	0	0	N° tissue imported (units)	0	0	0	0	0	0	0	0	2.687	0	0	0	0	0	37.733	0	N° tissue exported (units)	165	165	165	158	0	92	0	32	25	0	0	0	0	0	0	0	N° of tissues transplanted	157	157	157	158	0	33	84	0	2.687	0	0	73	0	0	0	0	N° of patients transplanted	157	157	157	158	0	33	84	0	2.349	0	0	70	0	0	0	0	N° of tissues transplanted	157	157	157	158	0	34	97	0	2.349	0	0	81	0	0	10.10	0	SKIN																	N. of tissue donations	63	12,9	12,9	8	0	65	6	23	233	0	0	25	0	0	517	0	Tissue donation PMP	164,279	164,279	164,279	7,3	0,0	6,2	4,6	4,2	31,5	0	0	22,8	0	0	8,5	0,0	N° of tissue retrieved	57.684	57.684	57.684	16.492	0	174.509	113.609	1.059	438.042	0	0	273	0	0	1.112.425	0	N° tissue processed (units)	0	0	0	13.224	0	170.045	77	1.063	438.042	0	0	33.852	0	0	810.745	0	N° tissue distributed (units)	0	0	0	0	0	0	0	0	7.164	0	0	0	0	0	0	0	N° tissue imported (units)	0	0	0	0	0	1.770	0	0	0	0	0	0	0	0	70	0	N° tissue exported (units)	0	0	0	174	0	0	2	23	330.189	0	0	145	0	0	0	0	N° of tissues transplanted	0	0	0	4	0	0	7	0	135	0	0	134	0	0	0	0	N° of patients transplanted	0	0	0	4	0	0	7	0	135	0	0	145	0	0	18.21	0	OTHERS																	N. of tissue donations	39	5,4	5,4	0,0	0,0	6,2	0,0	1	123	0	0	151	0	0	20	118	Tissue donation PMP	39	5,4	5,4	0,0	0,0	6,2	0,0	0,2	385,4	0	0	15,3	0	0	20	59,4	N° of tissue retrieved	0	0	0	0	1.557	0	0	1	123	0	0	151	0	0	0	118	N° tissue processed (units)	0	0	0	0	0	0	0	0	0	0	0	7	0	0	0	0	N° tissue distributed (units)	0	0	0	0	1.375	0	0	4	0	0	0	5	0	0	24	0	N° tissue imported (units)	28	28	28	0	0	34	0	0	0	0	0	0	0	0	0	0	N° tissue exported (units)	0	0	0	0	0	4	0	0	0	0	0	0	0	0	0	0	N° of tissues transplanted	0	0	0	0	0	4	0	0	0	0	0	0	0	0	0	0	N° of patients transplanted	0	0	0	0	0	4	0	0	0	0	0	0	0	0	60	0																																																																																																																																																																																																																																																																																																																																			
CARDIAC TISSUE																	N. of tissue donations	0	0	0	4	0	86	0	78	310	0	0	12	0	0	255	0	Tissue donation PMP	0,0	0,0	0,0	0,9	0,0	8,2	0,0	14,3	4,7	0	0	1,2	0	0	4,2	0,0	N° of tissue retrieved	0	0	0	4	0	86	0	235	653	0	0	12	0	0	479	0	N° tissue processed (units)	0	0	0	4	0	86	0	235	653	0	0	27	0	0	0	0	N° tissue distributed (units)	0	0	0	5	0	94	0	150	164	0	0	15	0	0	225	0	N° tissue imported (units)	0	0	0	0	0	0	0	0	46	0	0	0	0	0	0	0	N° tissue exported (units)	0	0	0	0	0	94	0	2	76	0	0	0	0	0	2	0	N° of tissues transplanted	0	0	0	3	0	93	0	150	164	0	0	13	0	0	0	0	N° of patients transplanted	0	0	0	5	0	98	0	0	164	0	0	13	0	0	0	0	MUSCULOSKELETAL																	N. of tissue donations	6.916	12,9	12,9	156	0	1.368	186	1.030	25.596	0	0	2075	0	0	3.812	10	Tissue donation PMP	960,3	6,916	6,916	36,9	0,0	1.298	141,6	188,2	385,4	0	0	210,5	0	0	62,7	5,0	N° of tissue retrieved	198	198	198	270	0	3.912	210	1.350	26.070	0	0	2.075	0	0	6.504	36	N° tissue processed (units)	282	282	282	139	0	2.952	0	0	26.070	0	0	0	0	0	0	74	N° tissue distributed (units)	0	0	0	55	0	0	0	0	38.262	0	0	0	0	0	10.643	25	N° tissue imported (units)	4.920	188	188	179	0	1.023	199	0	4.225	0	0	0	0	0	91	0	N° tissue exported (units)	181	181	181	236	0	637	230	0	38.495	0	0	1.117	0	0	0	0	N° of tissues transplanted	182	182	182	172	0	709	259	0	30.163	0	0	389	0	0	0	0	N° of patients transplanted	182	182	182	172	0	709	259	0	30.163	0	0	389	0	0	8.116	0	PLACENTA/AMNIOTIC MEMBRANE																	N. of tissue donations	12	1,7	1,7	5	0	22	22	16	110	0	0	0	0	0	242	0	Tissue donation PMP	12	1,7	1,7	1,2	0,0	2,1	16,8	2,9	1,7	0	0	0,0	0,0	0,0	4,0	0,0	N° of tissue retrieved	418	418	418	2.584	0	5.136	99	239	110	0	0	581	0	0	244	0	N° tissue processed (units)	495	495	495	2.635	0	2.320	97	0	3.407	0	0	461	0	0	0	0	N° tissue imported (units)	0	0	0	0	0	0	0	0	2.687	0	0	0	0	0	37.733	0	N° tissue exported (units)	165	165	165	158	0	92	0	32	25	0	0	0	0	0	0	0	N° of tissues transplanted	157	157	157	158	0	33	84	0	2.687	0	0	73	0	0	0	0	N° of patients transplanted	157	157	157	158	0	33	84	0	2.349	0	0	70	0	0	0	0	N° of tissues transplanted	157	157	157	158	0	34	97	0	2.349	0	0	81	0	0	10.10	0	SKIN																	N. of tissue donations	63	12,9	12,9	8	0	65	6	23	233	0	0	25	0	0	517	0	Tissue donation PMP	164,279	164,279	164,279	7,3	0,0	6,2	4,6	4,2	31,5	0	0	22,8	0	0	8,5	0,0	N° of tissue retrieved	57.684	57.684	57.684	16.492	0	174.509	113.609	1.059	438.042	0	0	273	0	0	1.112.425	0	N° tissue processed (units)	0	0	0	13.224	0	170.045	77	1.063	438.042	0	0	33.852	0	0	810.745	0	N° tissue distributed (units)	0	0	0	0	0	0	0	0	7.164	0	0	0	0	0	0	0	N° tissue imported (units)	0	0	0	0	0	1.770	0	0	0	0	0	0	0	0	70	0	N° tissue exported (units)	0	0	0	174	0	0	2	23	330.189	0	0	145	0	0	0	0	N° of tissues transplanted	0	0	0	4	0	0	7	0	135	0	0	134	0	0	0	0	N° of patients transplanted	0	0	0	4	0	0	7	0	135	0	0	145	0	0	18.21	0	OTHERS																	N. of tissue donations	39	5,4	5,4	0,0	0,0	6,2	0,0	1	123	0	0	151	0	0	20	118	Tissue donation PMP	39	5,4	5,4	0,0	0,0	6,2	0,0	0,2	385,4	0	0	15,3	0	0	20	59,4	N° of tissue retrieved	0	0	0	0	1.557	0	0	1	123	0	0	151	0	0	0	118	N° tissue processed (units)	0	0	0	0	0	0	0	0	0	0	0	7	0	0	0	0	N° tissue distributed (units)	0	0	0	0	1.375	0	0	4	0	0	0	5	0	0	24	0	N° tissue imported (units)	28	28	28	0	0	34	0	0	0	0	0	0	0	0	0	0	N° tissue exported (units)	0	0	0	0	0	4	0	0	0	0	0	0	0	0	0	0	N° of tissues transplanted	0	0	0	0	0	4	0	0	0	0	0	0	0	0	0	0	N° of patients transplanted	0	0	0	0	0	4	0	0	0	0	0	0	0	0	60	0																																																																																																																																																																																																																																																																																																																																																				
N. of tissue donations	0	0	0	4	0	86	0	78	310	0	0	12	0	0	255	0	Tissue donation PMP	0,0	0,0	0,0	0,9	0,0	8,2	0,0	14,3	4,7	0	0	1,2	0	0	4,2	0,0	N° of tissue retrieved	0	0	0	4	0	86	0	235	653	0	0	12	0	0	479	0	N° tissue processed (units)	0	0	0	4	0	86	0	235	653	0	0	27	0	0	0	0	N° tissue distributed (units)	0	0	0	5	0	94	0	150	164	0	0	15	0	0	225	0	N° tissue imported (units)	0	0	0	0	0	0	0	0	46	0	0	0	0	0	0	0	N° tissue exported (units)	0	0	0	0	0	94	0	2	76	0	0	0	0	0	2	0	N° of tissues transplanted	0	0	0	3	0	93	0	150	164	0	0	13	0	0	0	0	N° of patients transplanted	0	0	0	5	0	98	0	0	164	0	0	13	0	0	0	0	MUSCULOSKELETAL																	N. of tissue donations	6.916	12,9	12,9	156	0	1.368	186	1.030	25.596	0	0	2075	0	0	3.812	10	Tissue donation PMP	960,3	6,916	6,916	36,9	0,0	1.298	141,6	188,2	385,4	0	0	210,5	0	0	62,7	5,0	N° of tissue retrieved	198	198	198	270	0	3.912	210	1.350	26.070	0	0	2.075	0	0	6.504	36	N° tissue processed (units)	282	282	282	139	0	2.952	0	0	26.070	0	0	0	0	0	0	74	N° tissue distributed (units)	0	0	0	55	0	0	0	0	38.262	0	0	0	0	0	10.643	25	N° tissue imported (units)	4.920	188	188	179	0	1.023	199	0	4.225	0	0	0	0	0	91	0	N° tissue exported (units)	181	181	181	236	0	637	230	0	38.495	0	0	1.117	0	0	0	0	N° of tissues transplanted	182	182	182	172	0	709	259	0	30.163	0	0	389	0	0	0	0	N° of patients transplanted	182	182	182	172	0	709	259	0	30.163	0	0	389	0	0	8.116	0	PLACENTA/AMNIOTIC MEMBRANE																	N. of tissue donations	12	1,7	1,7	5	0	22	22	16	110	0	0	0	0	0	242	0	Tissue donation PMP	12	1,7	1,7	1,2	0,0	2,1	16,8	2,9	1,7	0	0	0,0	0,0	0,0	4,0	0,0	N° of tissue retrieved	418	418	418	2.584	0	5.136	99	239	110	0	0	581	0	0	244	0	N° tissue processed (units)	495	495	495	2.635	0	2.320	97	0	3.407	0	0	461	0	0	0	0	N° tissue imported (units)	0	0	0	0	0	0	0	0	2.687	0	0	0	0	0	37.733	0	N° tissue exported (units)	165	165	165	158	0	92	0	32	25	0	0	0	0	0	0	0	N° of tissues transplanted	157	157	157	158	0	33	84	0	2.687	0	0	73	0	0	0	0	N° of patients transplanted	157	157	157	158	0	33	84	0	2.349	0	0	70	0	0	0	0	N° of tissues transplanted	157	157	157	158	0	34	97	0	2.349	0	0	81	0	0	10.10	0	SKIN																	N. of tissue donations	63	12,9	12,9	8	0	65	6	23	233	0	0	25	0	0	517	0	Tissue donation PMP	164,279	164,279	164,279	7,3	0,0	6,2	4,6	4,2	31,5	0	0	22,8	0	0	8,5	0,0	N° of tissue retrieved	57.684	57.684	57.684	16.492	0	174.509	113.609	1.059	438.042	0	0	273	0	0	1.112.425	0	N° tissue processed (units)	0	0	0	13.224	0	170.045	77	1.063	438.042	0	0	33.852	0	0	810.745	0	N° tissue distributed (units)	0	0	0	0	0	0	0	0	7.164	0	0	0	0	0	0	0	N° tissue imported (units)	0	0	0	0	0	1.770	0	0	0	0	0	0	0	0	70	0	N° tissue exported (units)	0	0	0	174	0	0	2	23	330.189	0	0	145	0	0	0	0	N° of tissues transplanted	0	0	0	4	0	0	7	0	135	0	0	134	0	0	0	0	N° of patients transplanted	0	0	0	4	0	0	7	0	135	0	0	145	0	0	18.21	0	OTHERS																	N. of tissue donations	39	5,4	5,4	0,0	0,0	6,2	0,0	1	123	0	0	151	0	0	20	118	Tissue donation PMP	39	5,4	5,4	0,0	0,0	6,2	0,0	0,2	385,4	0	0	15,3	0	0	20	59,4	N° of tissue retrieved	0	0	0	0	1.557	0	0	1	123	0	0	151	0	0	0	118	N° tissue processed (units)	0	0	0	0	0	0	0	0	0	0	0	7	0	0	0	0	N° tissue distributed (units)	0	0	0	0	1.375	0	0	4	0	0	0	5	0	0	24	0	N° tissue imported (units)	28	28	28	0	0	34	0	0	0	0	0	0	0	0	0	0	N° tissue exported (units)	0	0	0	0	0	4	0	0	0	0	0	0	0	0	0	0	N° of tissues transplanted	0	0	0	0	0	4	0	0	0	0	0	0	0	0	0	0	N° of patients transplanted	0	0	0	0	0	4	0	0	0	0	0	0	0	0	60	0																																																																																																																																																																																																																																																																																																																																																																					
Tissue donation PMP	0,0	0,0	0,0	0,9	0,0	8,2	0,0	14,3	4,7	0	0	1,2	0	0	4,2	0,0	N° of tissue retrieved	0	0	0	4	0	86	0	235	653	0	0	12	0	0	479	0	N° tissue processed (units)	0	0	0	4	0	86	0	235	653	0	0	27	0	0	0	0	N° tissue distributed (units)	0	0	0	5	0	94	0	150	164	0	0	15	0	0	225	0	N° tissue imported (units)	0	0	0	0	0	0	0	0	46	0	0	0	0	0	0	0	N° tissue exported (units)	0	0	0	0	0	94	0	2	76	0	0	0	0	0	2	0	N° of tissues transplanted	0	0	0	3	0	93	0	150	164	0	0	13	0	0	0	0	N° of patients transplanted	0	0	0	5	0	98	0	0	164	0	0	13	0	0	0	0	MUSCULOSKELETAL																	N. of tissue donations	6.916	12,9	12,9	156	0	1.368	186	1.030	25.596	0	0	2075	0	0	3.812	10	Tissue donation PMP	960,3	6,916	6,916	36,9	0,0	1.298	141,6	188,2	385,4	0	0	210,5	0	0	62,7	5,0	N° of tissue retrieved	198	198	198	270	0	3.912	210	1.350	26.070	0	0	2.075	0	0	6.504	36	N° tissue processed (units)	282	282	282	139	0	2.952	0	0	26.070	0	0	0	0	0	0	74	N° tissue distributed (units)	0	0	0	55	0	0	0	0	38.262	0	0	0	0	0	10.643	25	N° tissue imported (units)	4.920	188	188	179	0	1.023	199	0	4.225	0	0	0	0	0	91	0	N° tissue exported (units)	181	181	181	236	0	637	230	0	38.495	0	0	1.117	0	0	0	0	N° of tissues transplanted	182	182	182	172	0	709	259	0	30.163	0	0	389	0	0	0	0	N° of patients transplanted	182	182	182	172	0	709	259	0	30.163	0	0	389	0	0	8.116	0	PLACENTA/AMNIOTIC MEMBRANE																	N. of tissue donations	12	1,7	1,7	5	0	22	22	16	110	0	0	0	0	0	242	0	Tissue donation PMP	12	1,7	1,7	1,2	0,0	2,1	16,8	2,9	1,7	0	0	0,0	0,0	0,0	4,0	0,0	N° of tissue retrieved	418	418	418	2.584	0	5.136	99	239	110	0	0	581	0	0	244	0	N° tissue processed (units)	495	495	495	2.635	0	2.320	97	0	3.407	0	0	461	0	0	0	0	N° tissue imported (units)	0	0	0	0	0	0	0	0	2.687	0	0	0	0	0	37.733	0	N° tissue exported (units)	165	165	165	158	0	92	0	32	25	0	0	0	0	0	0	0	N° of tissues transplanted	157	157	157	158	0	33	84	0	2.687	0	0	73	0	0	0	0	N° of patients transplanted	157	157	157	158	0	33	84	0	2.349	0	0	70	0	0	0	0	N° of tissues transplanted	157	157	157	158	0	34	97	0	2.349	0	0	81	0	0	10.10	0	SKIN																	N. of tissue donations	63	12,9	12,9	8	0	65	6	23	233	0	0	25	0	0	517	0	Tissue donation PMP	164,279	164,279	164,279	7,3	0,0	6,2	4,6	4,2	31,5	0	0	22,8	0	0	8,5	0,0	N° of tissue retrieved	57.684	57.684	57.684	16.492	0	174.509	113.609	1.059	438.042	0	0	273	0	0	1.112.425	0	N° tissue processed (units)	0	0	0	13.224	0	170.045	77	1.063	438.042	0	0	33.852	0	0	810.745	0	N° tissue distributed (units)	0	0	0	0	0	0	0	0	7.164	0	0	0	0	0	0	0	N° tissue imported (units)	0	0	0	0	0	1.770	0	0	0	0	0	0	0	0	70	0	N° tissue exported (units)	0	0	0	174	0	0	2	23	330.189	0	0	145	0	0	0	0	N° of tissues transplanted	0	0	0	4	0	0	7	0	135	0	0	134	0	0	0	0	N° of patients transplanted	0	0	0	4	0	0	7	0	135	0	0	145	0	0	18.21	0	OTHERS																	N. of tissue donations	39	5,4	5,4	0,0	0,0	6,2	0,0	1	123	0	0	151	0	0	20	118	Tissue donation PMP	39	5,4	5,4	0,0	0,0	6,2	0,0	0,2	385,4	0	0	15,3	0	0	20	59,4	N° of tissue retrieved	0	0	0	0	1.557	0	0	1	123	0	0	151	0	0	0	118	N° tissue processed (units)	0	0	0	0	0	0	0	0	0	0	0	7	0	0	0	0	N° tissue distributed (units)	0	0	0	0	1.375	0	0	4	0	0	0	5	0	0	24	0	N° tissue imported (units)	28	28	28	0	0	34	0	0	0	0	0	0	0	0	0	0	N° tissue exported (units)	0	0	0	0	0	4	0	0	0	0	0	0	0	0	0	0	N° of tissues transplanted	0	0	0	0	0	4	0	0	0	0	0	0	0	0	0	0	N° of patients transplanted	0	0	0	0	0	4	0	0	0	0	0	0	0	0	60	0																																																																																																																																																																																																																																																																																																																																																																																						
N° of tissue retrieved	0	0	0	4	0	86	0	235	653	0	0	12	0	0	479	0	N° tissue processed (units)	0	0	0	4	0	86	0	235	653	0	0	27	0	0	0	0	N° tissue distributed (units)	0	0	0	5	0	94	0	150	164	0	0	15	0	0	225	0	N° tissue imported (units)	0	0	0	0	0	0	0	0	46	0	0	0	0	0	0	0	N° tissue exported (units)	0	0	0	0	0	94	0	2	76	0	0	0	0	0	2	0	N° of tissues transplanted	0	0	0	3	0	93	0	150	164	0	0	13	0	0	0	0	N° of patients transplanted	0	0	0	5	0	98	0	0	164	0	0	13	0	0	0	0	MUSCULOSKELETAL																	N. of tissue donations	6.916	12,9	12,9	156	0	1.368	186	1.030	25.596	0	0	2075	0	0	3.812	10	Tissue donation PMP	960,3	6,916	6,916	36,9	0,0	1.298	141,6	188,2	385,4	0	0	210,5	0	0	62,7	5,0	N° of tissue retrieved	198	198	198	270	0	3.912	210	1.350	26.070	0	0	2.075	0	0	6.504	36	N° tissue processed (units)	282	282	282	139	0	2.952	0	0	26.070	0	0	0	0	0	0	74	N° tissue distributed (units)	0	0	0	55	0	0	0	0	38.262	0	0	0	0	0	10.643	25	N° tissue imported (units)	4.920	188	188	179	0	1.023	199	0	4.225	0	0	0	0	0	91	0	N° tissue exported (units)	181	181	181	236	0	637	230	0	38.495	0	0	1.117	0	0	0	0	N° of tissues transplanted	182	182	182	172	0	709	259	0	30.163	0	0	389	0	0	0	0	N° of patients transplanted	182	182	182	172	0	709	259	0	30.163	0	0	389	0	0	8.116	0	PLACENTA/AMNIOTIC MEMBRANE																	N. of tissue donations	12	1,7	1,7	5	0	22	22	16	110	0	0	0	0	0	242	0	Tissue donation PMP	12	1,7	1,7	1,2	0,0	2,1	16,8	2,9	1,7	0	0	0,0	0,0	0,0	4,0	0,0	N° of tissue retrieved	418	418	418	2.584	0	5.136	99	239	110	0	0	581	0	0	244	0	N° tissue processed (units)	495	495	495	2.635	0	2.320	97	0	3.407	0	0	461	0	0	0	0	N° tissue imported (units)	0	0	0	0	0	0	0	0	2.687	0	0	0	0	0	37.733	0	N° tissue exported (units)	165	165	165	158	0	92	0	32	25	0	0	0	0	0	0	0	N° of tissues transplanted	157	157	157	158	0	33	84	0	2.687	0	0	73	0	0	0	0	N° of patients transplanted	157	157	157	158	0	33	84	0	2.349	0	0	70	0	0	0	0	N° of tissues transplanted	157	157	157	158	0	34	97	0	2.349	0	0	81	0	0	10.10	0	SKIN																	N. of tissue donations	63	12,9	12,9	8	0	65	6	23	233	0	0	25	0	0	517	0	Tissue donation PMP	164,279	164,279	164,279	7,3	0,0	6,2	4,6	4,2	31,5	0	0	22,8	0	0	8,5	0,0	N° of tissue retrieved	57.684	57.684	57.684	16.492	0	174.509	113.609	1.059	438.042	0	0	273	0	0	1.112.425	0	N° tissue processed (units)	0	0	0	13.224	0	170.045	77	1.063	438.042	0	0	33.852	0	0	810.745	0	N° tissue distributed (units)	0	0	0	0	0	0	0	0	7.164	0	0	0	0	0	0	0	N° tissue imported (units)	0	0	0	0	0	1.770	0	0	0	0	0	0	0	0	70	0	N° tissue exported (units)	0	0	0	174	0	0	2	23	330.189	0	0	145	0	0	0	0	N° of tissues transplanted	0	0	0	4	0	0	7	0	135	0	0	134	0	0	0	0	N° of patients transplanted	0	0	0	4	0	0	7	0	135	0	0	145	0	0	18.21	0	OTHERS																	N. of tissue donations	39	5,4	5,4	0,0	0,0	6,2	0,0	1	123	0	0	151	0	0	20	118	Tissue donation PMP	39	5,4	5,4	0,0	0,0	6,2	0,0	0,2	385,4	0	0	15,3	0	0	20	59,4	N° of tissue retrieved	0	0	0	0	1.557	0	0	1	123	0	0	151	0	0	0	118	N° tissue processed (units)	0	0	0	0	0	0	0	0	0	0	0	7	0	0	0	0	N° tissue distributed (units)	0	0	0	0	1.375	0	0	4	0	0	0	5	0	0	24	0	N° tissue imported (units)	28	28	28	0	0	34	0	0	0	0	0	0	0	0	0	0	N° tissue exported (units)	0	0	0	0	0	4	0	0	0	0	0	0	0	0	0	0	N° of tissues transplanted	0	0	0	0	0	4	0	0	0	0	0	0	0	0	0	0	N° of patients transplanted	0	0	0	0	0	4	0	0	0	0	0	0	0	0	60	0																																																																																																																																																																																																																																																																																																																																																																																																							
N° tissue processed (units)	0	0	0	4	0	86	0	235	653	0	0	27	0	0	0	0	N° tissue distributed (units)	0	0	0	5	0	94	0	150	164	0	0	15	0	0	225	0	N° tissue imported (units)	0	0	0	0	0	0	0	0	46	0	0	0	0	0	0	0	N° tissue exported (units)	0	0	0	0	0	94	0	2	76	0	0	0	0	0	2	0	N° of tissues transplanted	0	0	0	3	0	93	0	150	164	0	0	13	0	0	0	0	N° of patients transplanted	0	0	0	5	0	98	0	0	164	0	0	13	0	0	0	0	MUSCULOSKELETAL																	N. of tissue donations	6.916	12,9	12,9	156	0	1.368	186	1.030	25.596	0	0	2075	0	0	3.812	10	Tissue donation PMP	960,3	6,916	6,916	36,9	0,0	1.298	141,6	188,2	385,4	0	0	210,5	0	0	62,7	5,0	N° of tissue retrieved	198	198	198	270	0	3.912	210	1.350	26.070	0	0	2.075	0	0	6.504	36	N° tissue processed (units)	282	282	282	139	0	2.952	0	0	26.070	0	0	0	0	0	0	74	N° tissue distributed (units)	0	0	0	55	0	0	0	0	38.262	0	0	0	0	0	10.643	25	N° tissue imported (units)	4.920	188	188	179	0	1.023	199	0	4.225	0	0	0	0	0	91	0	N° tissue exported (units)	181	181	181	236	0	637	230	0	38.495	0	0	1.117	0	0	0	0	N° of tissues transplanted	182	182	182	172	0	709	259	0	30.163	0	0	389	0	0	0	0	N° of patients transplanted	182	182	182	172	0	709	259	0	30.163	0	0	389	0	0	8.116	0	PLACENTA/AMNIOTIC MEMBRANE																	N. of tissue donations	12	1,7	1,7	5	0	22	22	16	110	0	0	0	0	0	242	0	Tissue donation PMP	12	1,7	1,7	1,2	0,0	2,1	16,8	2,9	1,7	0	0	0,0	0,0	0,0	4,0	0,0	N° of tissue retrieved	418	418	418	2.584	0	5.136	99	239	110	0	0	581	0	0	244	0	N° tissue processed (units)	495	495	495	2.635	0	2.320	97	0	3.407	0	0	461	0	0	0	0	N° tissue imported (units)	0	0	0	0	0	0	0	0	2.687	0	0	0	0	0	37.733	0	N° tissue exported (units)	165	165	165	158	0	92	0	32	25	0	0	0	0	0	0	0	N° of tissues transplanted	157	157	157	158	0	33	84	0	2.687	0	0	73	0	0	0	0	N° of patients transplanted	157	157	157	158	0	33	84	0	2.349	0	0	70	0	0	0	0	N° of tissues transplanted	157	157	157	158	0	34	97	0	2.349	0	0	81	0	0	10.10	0	SKIN																	N. of tissue donations	63	12,9	12,9	8	0	65	6	23	233	0	0	25	0	0	517	0	Tissue donation PMP	164,279	164,279	164,279	7,3	0,0	6,2	4,6	4,2	31,5	0	0	22,8	0	0	8,5	0,0	N° of tissue retrieved	57.684	57.684	57.684	16.492	0	174.509	113.609	1.059	438.042	0	0	273	0	0	1.112.425	0	N° tissue processed (units)	0	0	0	13.224	0	170.045	77	1.063	438.042	0	0	33.852	0	0	810.745	0	N° tissue distributed (units)	0	0	0	0	0	0	0	0	7.164	0	0	0	0	0	0	0	N° tissue imported (units)	0	0	0	0	0	1.770	0	0	0	0	0	0	0	0	70	0	N° tissue exported (units)	0	0	0	174	0	0	2	23	330.189	0	0	145	0	0	0	0	N° of tissues transplanted	0	0	0	4	0	0	7	0	135	0	0	134	0	0	0	0	N° of patients transplanted	0	0	0	4	0	0	7	0	135	0	0	145	0	0	18.21	0	OTHERS																	N. of tissue donations	39	5,4	5,4	0,0	0,0	6,2	0,0	1	123	0	0	151	0	0	20	118	Tissue donation PMP	39	5,4	5,4	0,0	0,0	6,2	0,0	0,2	385,4	0	0	15,3	0	0	20	59,4	N° of tissue retrieved	0	0	0	0	1.557	0	0	1	123	0	0	151	0	0	0	118	N° tissue processed (units)	0	0	0	0	0	0	0	0	0	0	0	7	0	0	0	0	N° tissue distributed (units)	0	0	0	0	1.375	0	0	4	0	0	0	5	0	0	24	0	N° tissue imported (units)	28	28	28	0	0	34	0	0	0	0	0	0	0	0	0	0	N° tissue exported (units)	0	0	0	0	0	4	0	0	0	0	0	0	0	0	0	0	N° of tissues transplanted	0	0	0	0	0	4	0	0	0	0	0	0	0	0	0	0	N° of patients transplanted	0	0	0	0	0	4	0	0	0	0	0	0	0	0	60	0																																																																																																																																																																																																																																																																																																																																																																																																																								
N° tissue distributed (units)	0	0	0	5	0	94	0	150	164	0	0	15	0	0	225	0	N° tissue imported (units)	0	0	0	0	0	0	0	0	46	0	0	0	0	0	0	0	N° tissue exported (units)	0	0	0	0	0	94	0	2	76	0	0	0	0	0	2	0	N° of tissues transplanted	0	0	0	3	0	93	0	150	164	0	0	13	0	0	0	0	N° of patients transplanted	0	0	0	5	0	98	0	0	164	0	0	13	0	0	0	0	MUSCULOSKELETAL																	N. of tissue donations	6.916	12,9	12,9	156	0	1.368	186	1.030	25.596	0	0	2075	0	0	3.812	10	Tissue donation PMP	960,3	6,916	6,916	36,9	0,0	1.298	141,6	188,2	385,4	0	0	210,5	0	0	62,7	5,0	N° of tissue retrieved	198	198	198	270	0	3.912	210	1.350	26.070	0	0	2.075	0	0	6.504	36	N° tissue processed (units)	282	282	282	139	0	2.952	0	0	26.070	0	0	0	0	0	0	74	N° tissue distributed (units)	0	0	0	55	0	0	0	0	38.262	0	0	0	0	0	10.643	25	N° tissue imported (units)	4.920	188	188	179	0	1.023	199	0	4.225	0	0	0	0	0	91	0	N° tissue exported (units)	181	181	181	236	0	637	230	0	38.495	0	0	1.117	0	0	0	0	N° of tissues transplanted	182	182	182	172	0	709	259	0	30.163	0	0	389	0	0	0	0	N° of patients transplanted	182	182	182	172	0	709	259	0	30.163	0	0	389	0	0	8.116	0	PLACENTA/AMNIOTIC MEMBRANE																	N. of tissue donations	12	1,7	1,7	5	0	22	22	16	110	0	0	0	0	0	242	0	Tissue donation PMP	12	1,7	1,7	1,2	0,0	2,1	16,8	2,9	1,7	0	0	0,0	0,0	0,0	4,0	0,0	N° of tissue retrieved	418	418	418	2.584	0	5.136	99	239	110	0	0	581	0	0	244	0	N° tissue processed (units)	495	495	495	2.635	0	2.320	97	0	3.407	0	0	461	0	0	0	0	N° tissue imported (units)	0	0	0	0	0	0	0	0	2.687	0	0	0	0	0	37.733	0	N° tissue exported (units)	165	165	165	158	0	92	0	32	25	0	0	0	0	0	0	0	N° of tissues transplanted	157	157	157	158	0	33	84	0	2.687	0	0	73	0	0	0	0	N° of patients transplanted	157	157	157	158	0	33	84	0	2.349	0	0	70	0	0	0	0	N° of tissues transplanted	157	157	157	158	0	34	97	0	2.349	0	0	81	0	0	10.10	0	SKIN																	N. of tissue donations	63	12,9	12,9	8	0	65	6	23	233	0	0	25	0	0	517	0	Tissue donation PMP	164,279	164,279	164,279	7,3	0,0	6,2	4,6	4,2	31,5	0	0	22,8	0	0	8,5	0,0	N° of tissue retrieved	57.684	57.684	57.684	16.492	0	174.509	113.609	1.059	438.042	0	0	273	0	0	1.112.425	0	N° tissue processed (units)	0	0	0	13.224	0	170.045	77	1.063	438.042	0	0	33.852	0	0	810.745	0	N° tissue distributed (units)	0	0	0	0	0	0	0	0	7.164	0	0	0	0	0	0	0	N° tissue imported (units)	0	0	0	0	0	1.770	0	0	0	0	0	0	0	0	70	0	N° tissue exported (units)	0	0	0	174	0	0	2	23	330.189	0	0	145	0	0	0	0	N° of tissues transplanted	0	0	0	4	0	0	7	0	135	0	0	134	0	0	0	0	N° of patients transplanted	0	0	0	4	0	0	7	0	135	0	0	145	0	0	18.21	0	OTHERS																	N. of tissue donations	39	5,4	5,4	0,0	0,0	6,2	0,0	1	123	0	0	151	0	0	20	118	Tissue donation PMP	39	5,4	5,4	0,0	0,0	6,2	0,0	0,2	385,4	0	0	15,3	0	0	20	59,4	N° of tissue retrieved	0	0	0	0	1.557	0	0	1	123	0	0	151	0	0	0	118	N° tissue processed (units)	0	0	0	0	0	0	0	0	0	0	0	7	0	0	0	0	N° tissue distributed (units)	0	0	0	0	1.375	0	0	4	0	0	0	5	0	0	24	0	N° tissue imported (units)	28	28	28	0	0	34	0	0	0	0	0	0	0	0	0	0	N° tissue exported (units)	0	0	0	0	0	4	0	0	0	0	0	0	0	0	0	0	N° of tissues transplanted	0	0	0	0	0	4	0	0	0	0	0	0	0	0	0	0	N° of patients transplanted	0	0	0	0	0	4	0	0	0	0	0	0	0	0	60	0																																																																																																																																																																																																																																																																																																																																																																																																																																									
N° tissue imported (units)	0	0	0	0	0	0	0	0	46	0	0	0	0	0	0	0	N° tissue exported (units)	0	0	0	0	0	94	0	2	76	0	0	0	0	0	2	0	N° of tissues transplanted	0	0	0	3	0	93	0	150	164	0	0	13	0	0	0	0	N° of patients transplanted	0	0	0	5	0	98	0	0	164	0	0	13	0	0	0	0	MUSCULOSKELETAL																	N. of tissue donations	6.916	12,9	12,9	156	0	1.368	186	1.030	25.596	0	0	2075	0	0	3.812	10	Tissue donation PMP	960,3	6,916	6,916	36,9	0,0	1.298	141,6	188,2	385,4	0	0	210,5	0	0	62,7	5,0	N° of tissue retrieved	198	198	198	270	0	3.912	210	1.350	26.070	0	0	2.075	0	0	6.504	36	N° tissue processed (units)	282	282	282	139	0	2.952	0	0	26.070	0	0	0	0	0	0	74	N° tissue distributed (units)	0	0	0	55	0	0	0	0	38.262	0	0	0	0	0	10.643	25	N° tissue imported (units)	4.920	188	188	179	0	1.023	199	0	4.225	0	0	0	0	0	91	0	N° tissue exported (units)	181	181	181	236	0	637	230	0	38.495	0	0	1.117	0	0	0	0	N° of tissues transplanted	182	182	182	172	0	709	259	0	30.163	0	0	389	0	0	0	0	N° of patients transplanted	182	182	182	172	0	709	259	0	30.163	0	0	389	0	0	8.116	0	PLACENTA/AMNIOTIC MEMBRANE																	N. of tissue donations	12	1,7	1,7	5	0	22	22	16	110	0	0	0	0	0	242	0	Tissue donation PMP	12	1,7	1,7	1,2	0,0	2,1	16,8	2,9	1,7	0	0	0,0	0,0	0,0	4,0	0,0	N° of tissue retrieved	418	418	418	2.584	0	5.136	99	239	110	0	0	581	0	0	244	0	N° tissue processed (units)	495	495	495	2.635	0	2.320	97	0	3.407	0	0	461	0	0	0	0	N° tissue imported (units)	0	0	0	0	0	0	0	0	2.687	0	0	0	0	0	37.733	0	N° tissue exported (units)	165	165	165	158	0	92	0	32	25	0	0	0	0	0	0	0	N° of tissues transplanted	157	157	157	158	0	33	84	0	2.687	0	0	73	0	0	0	0	N° of patients transplanted	157	157	157	158	0	33	84	0	2.349	0	0	70	0	0	0	0	N° of tissues transplanted	157	157	157	158	0	34	97	0	2.349	0	0	81	0	0	10.10	0	SKIN																	N. of tissue donations	63	12,9	12,9	8	0	65	6	23	233	0	0	25	0	0	517	0	Tissue donation PMP	164,279	164,279	164,279	7,3	0,0	6,2	4,6	4,2	31,5	0	0	22,8	0	0	8,5	0,0	N° of tissue retrieved	57.684	57.684	57.684	16.492	0	174.509	113.609	1.059	438.042	0	0	273	0	0	1.112.425	0	N° tissue processed (units)	0	0	0	13.224	0	170.045	77	1.063	438.042	0	0	33.852	0	0	810.745	0	N° tissue distributed (units)	0	0	0	0	0	0	0	0	7.164	0	0	0	0	0	0	0	N° tissue imported (units)	0	0	0	0	0	1.770	0	0	0	0	0	0	0	0	70	0	N° tissue exported (units)	0	0	0	174	0	0	2	23	330.189	0	0	145	0	0	0	0	N° of tissues transplanted	0	0	0	4	0	0	7	0	135	0	0	134	0	0	0	0	N° of patients transplanted	0	0	0	4	0	0	7	0	135	0	0	145	0	0	18.21	0	OTHERS																	N. of tissue donations	39	5,4	5,4	0,0	0,0	6,2	0,0	1	123	0	0	151	0	0	20	118	Tissue donation PMP	39	5,4	5,4	0,0	0,0	6,2	0,0	0,2	385,4	0	0	15,3	0	0	20	59,4	N° of tissue retrieved	0	0	0	0	1.557	0	0	1	123	0	0	151	0	0	0	118	N° tissue processed (units)	0	0	0	0	0	0	0	0	0	0	0	7	0	0	0	0	N° tissue distributed (units)	0	0	0	0	1.375	0	0	4	0	0	0	5	0	0	24	0	N° tissue imported (units)	28	28	28	0	0	34	0	0	0	0	0	0	0	0	0	0	N° tissue exported (units)	0	0	0	0	0	4	0	0	0	0	0	0	0	0	0	0	N° of tissues transplanted	0	0	0	0	0	4	0	0	0	0	0	0	0	0	0	0	N° of patients transplanted	0	0	0	0	0	4	0	0	0	0	0	0	0	0	60	0																																																																																																																																																																																																																																																																																																																																																																																																																																																										
N° tissue exported (units)	0	0	0	0	0	94	0	2	76	0	0	0	0	0	2	0	N° of tissues transplanted	0	0	0	3	0	93	0	150	164	0	0	13	0	0	0	0	N° of patients transplanted	0	0	0	5	0	98	0	0	164	0	0	13	0	0	0	0	MUSCULOSKELETAL																	N. of tissue donations	6.916	12,9	12,9	156	0	1.368	186	1.030	25.596	0	0	2075	0	0	3.812	10	Tissue donation PMP	960,3	6,916	6,916	36,9	0,0	1.298	141,6	188,2	385,4	0	0	210,5	0	0	62,7	5,0	N° of tissue retrieved	198	198	198	270	0	3.912	210	1.350	26.070	0	0	2.075	0	0	6.504	36	N° tissue processed (units)	282	282	282	139	0	2.952	0	0	26.070	0	0	0	0	0	0	74	N° tissue distributed (units)	0	0	0	55	0	0	0	0	38.262	0	0	0	0	0	10.643	25	N° tissue imported (units)	4.920	188	188	179	0	1.023	199	0	4.225	0	0	0	0	0	91	0	N° tissue exported (units)	181	181	181	236	0	637	230	0	38.495	0	0	1.117	0	0	0	0	N° of tissues transplanted	182	182	182	172	0	709	259	0	30.163	0	0	389	0	0	0	0	N° of patients transplanted	182	182	182	172	0	709	259	0	30.163	0	0	389	0	0	8.116	0	PLACENTA/AMNIOTIC MEMBRANE																	N. of tissue donations	12	1,7	1,7	5	0	22	22	16	110	0	0	0	0	0	242	0	Tissue donation PMP	12	1,7	1,7	1,2	0,0	2,1	16,8	2,9	1,7	0	0	0,0	0,0	0,0	4,0	0,0	N° of tissue retrieved	418	418	418	2.584	0	5.136	99	239	110	0	0	581	0	0	244	0	N° tissue processed (units)	495	495	495	2.635	0	2.320	97	0	3.407	0	0	461	0	0	0	0	N° tissue imported (units)	0	0	0	0	0	0	0	0	2.687	0	0	0	0	0	37.733	0	N° tissue exported (units)	165	165	165	158	0	92	0	32	25	0	0	0	0	0	0	0	N° of tissues transplanted	157	157	157	158	0	33	84	0	2.687	0	0	73	0	0	0	0	N° of patients transplanted	157	157	157	158	0	33	84	0	2.349	0	0	70	0	0	0	0	N° of tissues transplanted	157	157	157	158	0	34	97	0	2.349	0	0	81	0	0	10.10	0	SKIN																	N. of tissue donations	63	12,9	12,9	8	0	65	6	23	233	0	0	25	0	0	517	0	Tissue donation PMP	164,279	164,279	164,279	7,3	0,0	6,2	4,6	4,2	31,5	0	0	22,8	0	0	8,5	0,0	N° of tissue retrieved	57.684	57.684	57.684	16.492	0	174.509	113.609	1.059	438.042	0	0	273	0	0	1.112.425	0	N° tissue processed (units)	0	0	0	13.224	0	170.045	77	1.063	438.042	0	0	33.852	0	0	810.745	0	N° tissue distributed (units)	0	0	0	0	0	0	0	0	7.164	0	0	0	0	0	0	0	N° tissue imported (units)	0	0	0	0	0	1.770	0	0	0	0	0	0	0	0	70	0	N° tissue exported (units)	0	0	0	174	0	0	2	23	330.189	0	0	145	0	0	0	0	N° of tissues transplanted	0	0	0	4	0	0	7	0	135	0	0	134	0	0	0	0	N° of patients transplanted	0	0	0	4	0	0	7	0	135	0	0	145	0	0	18.21	0	OTHERS																	N. of tissue donations	39	5,4	5,4	0,0	0,0	6,2	0,0	1	123	0	0	151	0	0	20	118	Tissue donation PMP	39	5,4	5,4	0,0	0,0	6,2	0,0	0,2	385,4	0	0	15,3	0	0	20	59,4	N° of tissue retrieved	0	0	0	0	1.557	0	0	1	123	0	0	151	0	0	0	118	N° tissue processed (units)	0	0	0	0	0	0	0	0	0	0	0	7	0	0	0	0	N° tissue distributed (units)	0	0	0	0	1.375	0	0	4	0	0	0	5	0	0	24	0	N° tissue imported (units)	28	28	28	0	0	34	0	0	0	0	0	0	0	0	0	0	N° tissue exported (units)	0	0	0	0	0	4	0	0	0	0	0	0	0	0	0	0	N° of tissues transplanted	0	0	0	0	0	4	0	0	0	0	0	0	0	0	0	0	N° of patients transplanted	0	0	0	0	0	4	0	0	0	0	0	0	0	0	60	0																																																																																																																																																																																																																																																																																																																																																																																																																																																																											
N° of tissues transplanted	0	0	0	3	0	93	0	150	164	0	0	13	0	0	0	0	N° of patients transplanted	0	0	0	5	0	98	0	0	164	0	0	13	0	0	0	0	MUSCULOSKELETAL																	N. of tissue donations	6.916	12,9	12,9	156	0	1.368	186	1.030	25.596	0	0	2075	0	0	3.812	10	Tissue donation PMP	960,3	6,916	6,916	36,9	0,0	1.298	141,6	188,2	385,4	0	0	210,5	0	0	62,7	5,0	N° of tissue retrieved	198	198	198	270	0	3.912	210	1.350	26.070	0	0	2.075	0	0	6.504	36	N° tissue processed (units)	282	282	282	139	0	2.952	0	0	26.070	0	0	0	0	0	0	74	N° tissue distributed (units)	0	0	0	55	0	0	0	0	38.262	0	0	0	0	0	10.643	25	N° tissue imported (units)	4.920	188	188	179	0	1.023	199	0	4.225	0	0	0	0	0	91	0	N° tissue exported (units)	181	181	181	236	0	637	230	0	38.495	0	0	1.117	0	0	0	0	N° of tissues transplanted	182	182	182	172	0	709	259	0	30.163	0	0	389	0	0	0	0	N° of patients transplanted	182	182	182	172	0	709	259	0	30.163	0	0	389	0	0	8.116	0	PLACENTA/AMNIOTIC MEMBRANE																	N. of tissue donations	12	1,7	1,7	5	0	22	22	16	110	0	0	0	0	0	242	0	Tissue donation PMP	12	1,7	1,7	1,2	0,0	2,1	16,8	2,9	1,7	0	0	0,0	0,0	0,0	4,0	0,0	N° of tissue retrieved	418	418	418	2.584	0	5.136	99	239	110	0	0	581	0	0	244	0	N° tissue processed (units)	495	495	495	2.635	0	2.320	97	0	3.407	0	0	461	0	0	0	0	N° tissue imported (units)	0	0	0	0	0	0	0	0	2.687	0	0	0	0	0	37.733	0	N° tissue exported (units)	165	165	165	158	0	92	0	32	25	0	0	0	0	0	0	0	N° of tissues transplanted	157	157	157	158	0	33	84	0	2.687	0	0	73	0	0	0	0	N° of patients transplanted	157	157	157	158	0	33	84	0	2.349	0	0	70	0	0	0	0	N° of tissues transplanted	157	157	157	158	0	34	97	0	2.349	0	0	81	0	0	10.10	0	SKIN																	N. of tissue donations	63	12,9	12,9	8	0	65	6	23	233	0	0	25	0	0	517	0	Tissue donation PMP	164,279	164,279	164,279	7,3	0,0	6,2	4,6	4,2	31,5	0	0	22,8	0	0	8,5	0,0	N° of tissue retrieved	57.684	57.684	57.684	16.492	0	174.509	113.609	1.059	438.042	0	0	273	0	0	1.112.425	0	N° tissue processed (units)	0	0	0	13.224	0	170.045	77	1.063	438.042	0	0	33.852	0	0	810.745	0	N° tissue distributed (units)	0	0	0	0	0	0	0	0	7.164	0	0	0	0	0	0	0	N° tissue imported (units)	0	0	0	0	0	1.770	0	0	0	0	0	0	0	0	70	0	N° tissue exported (units)	0	0	0	174	0	0	2	23	330.189	0	0	145	0	0	0	0	N° of tissues transplanted	0	0	0	4	0	0	7	0	135	0	0	134	0	0	0	0	N° of patients transplanted	0	0	0	4	0	0	7	0	135	0	0	145	0	0	18.21	0	OTHERS																	N. of tissue donations	39	5,4	5,4	0,0	0,0	6,2	0,0	1	123	0	0	151	0	0	20	118	Tissue donation PMP	39	5,4	5,4	0,0	0,0	6,2	0,0	0,2	385,4	0	0	15,3	0	0	20	59,4	N° of tissue retrieved	0	0	0	0	1.557	0	0	1	123	0	0	151	0	0	0	118	N° tissue processed (units)	0	0	0	0	0	0	0	0	0	0	0	7	0	0	0	0	N° tissue distributed (units)	0	0	0	0	1.375	0	0	4	0	0	0	5	0	0	24	0	N° tissue imported (units)	28	28	28	0	0	34	0	0	0	0	0	0	0	0	0	0	N° tissue exported (units)	0	0	0	0	0	4	0	0	0	0	0	0	0	0	0	0	N° of tissues transplanted	0	0	0	0	0	4	0	0	0	0	0	0	0	0	0	0	N° of patients transplanted	0	0	0	0	0	4	0	0	0	0	0	0	0	0	60	0																																																																																																																																																																																																																																																																																																																																																																																																																																																																																												
N° of patients transplanted	0	0	0	5	0	98	0	0	164	0	0	13	0	0	0	0	MUSCULOSKELETAL																	N. of tissue donations	6.916	12,9	12,9	156	0	1.368	186	1.030	25.596	0	0	2075	0	0	3.812	10	Tissue donation PMP	960,3	6,916	6,916	36,9	0,0	1.298	141,6	188,2	385,4	0	0	210,5	0	0	62,7	5,0	N° of tissue retrieved	198	198	198	270	0	3.912	210	1.350	26.070	0	0	2.075	0	0	6.504	36	N° tissue processed (units)	282	282	282	139	0	2.952	0	0	26.070	0	0	0	0	0	0	74	N° tissue distributed (units)	0	0	0	55	0	0	0	0	38.262	0	0	0	0	0	10.643	25	N° tissue imported (units)	4.920	188	188	179	0	1.023	199	0	4.225	0	0	0	0	0	91	0	N° tissue exported (units)	181	181	181	236	0	637	230	0	38.495	0	0	1.117	0	0	0	0	N° of tissues transplanted	182	182	182	172	0	709	259	0	30.163	0	0	389	0	0	0	0	N° of patients transplanted	182	182	182	172	0	709	259	0	30.163	0	0	389	0	0	8.116	0	PLACENTA/AMNIOTIC MEMBRANE																	N. of tissue donations	12	1,7	1,7	5	0	22	22	16	110	0	0	0	0	0	242	0	Tissue donation PMP	12	1,7	1,7	1,2	0,0	2,1	16,8	2,9	1,7	0	0	0,0	0,0	0,0	4,0	0,0	N° of tissue retrieved	418	418	418	2.584	0	5.136	99	239	110	0	0	581	0	0	244	0	N° tissue processed (units)	495	495	495	2.635	0	2.320	97	0	3.407	0	0	461	0	0	0	0	N° tissue imported (units)	0	0	0	0	0	0	0	0	2.687	0	0	0	0	0	37.733	0	N° tissue exported (units)	165	165	165	158	0	92	0	32	25	0	0	0	0	0	0	0	N° of tissues transplanted	157	157	157	158	0	33	84	0	2.687	0	0	73	0	0	0	0	N° of patients transplanted	157	157	157	158	0	33	84	0	2.349	0	0	70	0	0	0	0	N° of tissues transplanted	157	157	157	158	0	34	97	0	2.349	0	0	81	0	0	10.10	0	SKIN																	N. of tissue donations	63	12,9	12,9	8	0	65	6	23	233	0	0	25	0	0	517	0	Tissue donation PMP	164,279	164,279	164,279	7,3	0,0	6,2	4,6	4,2	31,5	0	0	22,8	0	0	8,5	0,0	N° of tissue retrieved	57.684	57.684	57.684	16.492	0	174.509	113.609	1.059	438.042	0	0	273	0	0	1.112.425	0	N° tissue processed (units)	0	0	0	13.224	0	170.045	77	1.063	438.042	0	0	33.852	0	0	810.745	0	N° tissue distributed (units)	0	0	0	0	0	0	0	0	7.164	0	0	0	0	0	0	0	N° tissue imported (units)	0	0	0	0	0	1.770	0	0	0	0	0	0	0	0	70	0	N° tissue exported (units)	0	0	0	174	0	0	2	23	330.189	0	0	145	0	0	0	0	N° of tissues transplanted	0	0	0	4	0	0	7	0	135	0	0	134	0	0	0	0	N° of patients transplanted	0	0	0	4	0	0	7	0	135	0	0	145	0	0	18.21	0	OTHERS																	N. of tissue donations	39	5,4	5,4	0,0	0,0	6,2	0,0	1	123	0	0	151	0	0	20	118	Tissue donation PMP	39	5,4	5,4	0,0	0,0	6,2	0,0	0,2	385,4	0	0	15,3	0	0	20	59,4	N° of tissue retrieved	0	0	0	0	1.557	0	0	1	123	0	0	151	0	0	0	118	N° tissue processed (units)	0	0	0	0	0	0	0	0	0	0	0	7	0	0	0	0	N° tissue distributed (units)	0	0	0	0	1.375	0	0	4	0	0	0	5	0	0	24	0	N° tissue imported (units)	28	28	28	0	0	34	0	0	0	0	0	0	0	0	0	0	N° tissue exported (units)	0	0	0	0	0	4	0	0	0	0	0	0	0	0	0	0	N° of tissues transplanted	0	0	0	0	0	4	0	0	0	0	0	0	0	0	0	0	N° of patients transplanted	0	0	0	0	0	4	0	0	0	0	0	0	0	0	60	0																																																																																																																																																																																																																																																																																																																																																																																																																																																																																																													
MUSCULOSKELETAL																	N. of tissue donations	6.916	12,9	12,9	156	0	1.368	186	1.030	25.596	0	0	2075	0	0	3.812	10	Tissue donation PMP	960,3	6,916	6,916	36,9	0,0	1.298	141,6	188,2	385,4	0	0	210,5	0	0	62,7	5,0	N° of tissue retrieved	198	198	198	270	0	3.912	210	1.350	26.070	0	0	2.075	0	0	6.504	36	N° tissue processed (units)	282	282	282	139	0	2.952	0	0	26.070	0	0	0	0	0	0	74	N° tissue distributed (units)	0	0	0	55	0	0	0	0	38.262	0	0	0	0	0	10.643	25	N° tissue imported (units)	4.920	188	188	179	0	1.023	199	0	4.225	0	0	0	0	0	91	0	N° tissue exported (units)	181	181	181	236	0	637	230	0	38.495	0	0	1.117	0	0	0	0	N° of tissues transplanted	182	182	182	172	0	709	259	0	30.163	0	0	389	0	0	0	0	N° of patients transplanted	182	182	182	172	0	709	259	0	30.163	0	0	389	0	0	8.116	0	PLACENTA/AMNIOTIC MEMBRANE																	N. of tissue donations	12	1,7	1,7	5	0	22	22	16	110	0	0	0	0	0	242	0	Tissue donation PMP	12	1,7	1,7	1,2	0,0	2,1	16,8	2,9	1,7	0	0	0,0	0,0	0,0	4,0	0,0	N° of tissue retrieved	418	418	418	2.584	0	5.136	99	239	110	0	0	581	0	0	244	0	N° tissue processed (units)	495	495	495	2.635	0	2.320	97	0	3.407	0	0	461	0	0	0	0	N° tissue imported (units)	0	0	0	0	0	0	0	0	2.687	0	0	0	0	0	37.733	0	N° tissue exported (units)	165	165	165	158	0	92	0	32	25	0	0	0	0	0	0	0	N° of tissues transplanted	157	157	157	158	0	33	84	0	2.687	0	0	73	0	0	0	0	N° of patients transplanted	157	157	157	158	0	33	84	0	2.349	0	0	70	0	0	0	0	N° of tissues transplanted	157	157	157	158	0	34	97	0	2.349	0	0	81	0	0	10.10	0	SKIN																	N. of tissue donations	63	12,9	12,9	8	0	65	6	23	233	0	0	25	0	0	517	0	Tissue donation PMP	164,279	164,279	164,279	7,3	0,0	6,2	4,6	4,2	31,5	0	0	22,8	0	0	8,5	0,0	N° of tissue retrieved	57.684	57.684	57.684	16.492	0	174.509	113.609	1.059	438.042	0	0	273	0	0	1.112.425	0	N° tissue processed (units)	0	0	0	13.224	0	170.045	77	1.063	438.042	0	0	33.852	0	0	810.745	0	N° tissue distributed (units)	0	0	0	0	0	0	0	0	7.164	0	0	0	0	0	0	0	N° tissue imported (units)	0	0	0	0	0	1.770	0	0	0	0	0	0	0	0	70	0	N° tissue exported (units)	0	0	0	174	0	0	2	23	330.189	0	0	145	0	0	0	0	N° of tissues transplanted	0	0	0	4	0	0	7	0	135	0	0	134	0	0	0	0	N° of patients transplanted	0	0	0	4	0	0	7	0	135	0	0	145	0	0	18.21	0	OTHERS																	N. of tissue donations	39	5,4	5,4	0,0	0,0	6,2	0,0	1	123	0	0	151	0	0	20	118	Tissue donation PMP	39	5,4	5,4	0,0	0,0	6,2	0,0	0,2	385,4	0	0	15,3	0	0	20	59,4	N° of tissue retrieved	0	0	0	0	1.557	0	0	1	123	0	0	151	0	0	0	118	N° tissue processed (units)	0	0	0	0	0	0	0	0	0	0	0	7	0	0	0	0	N° tissue distributed (units)	0	0	0	0	1.375	0	0	4	0	0	0	5	0	0	24	0	N° tissue imported (units)	28	28	28	0	0	34	0	0	0	0	0	0	0	0	0	0	N° tissue exported (units)	0	0	0	0	0	4	0	0	0	0	0	0	0	0	0	0	N° of tissues transplanted	0	0	0	0	0	4	0	0	0	0	0	0	0	0	0	0	N° of patients transplanted	0	0	0	0	0	4	0	0	0	0	0	0	0	0	60	0																																																																																																																																																																																																																																																																																																																																																																																																																																																																																																																														
N. of tissue donations	6.916	12,9	12,9	156	0	1.368	186	1.030	25.596	0	0	2075	0	0	3.812	10	Tissue donation PMP	960,3	6,916	6,916	36,9	0,0	1.298	141,6	188,2	385,4	0	0	210,5	0	0	62,7	5,0	N° of tissue retrieved	198	198	198	270	0	3.912	210	1.350	26.070	0	0	2.075	0	0	6.504	36	N° tissue processed (units)	282	282	282	139	0	2.952	0	0	26.070	0	0	0	0	0	0	74	N° tissue distributed (units)	0	0	0	55	0	0	0	0	38.262	0	0	0	0	0	10.643	25	N° tissue imported (units)	4.920	188	188	179	0	1.023	199	0	4.225	0	0	0	0	0	91	0	N° tissue exported (units)	181	181	181	236	0	637	230	0	38.495	0	0	1.117	0	0	0	0	N° of tissues transplanted	182	182	182	172	0	709	259	0	30.163	0	0	389	0	0	0	0	N° of patients transplanted	182	182	182	172	0	709	259	0	30.163	0	0	389	0	0	8.116	0	PLACENTA/AMNIOTIC MEMBRANE																	N. of tissue donations	12	1,7	1,7	5	0	22	22	16	110	0	0	0	0	0	242	0	Tissue donation PMP	12	1,7	1,7	1,2	0,0	2,1	16,8	2,9	1,7	0	0	0,0	0,0	0,0	4,0	0,0	N° of tissue retrieved	418	418	418	2.584	0	5.136	99	239	110	0	0	581	0	0	244	0	N° tissue processed (units)	495	495	495	2.635	0	2.320	97	0	3.407	0	0	461	0	0	0	0	N° tissue imported (units)	0	0	0	0	0	0	0	0	2.687	0	0	0	0	0	37.733	0	N° tissue exported (units)	165	165	165	158	0	92	0	32	25	0	0	0	0	0	0	0	N° of tissues transplanted	157	157	157	158	0	33	84	0	2.687	0	0	73	0	0	0	0	N° of patients transplanted	157	157	157	158	0	33	84	0	2.349	0	0	70	0	0	0	0	N° of tissues transplanted	157	157	157	158	0	34	97	0	2.349	0	0	81	0	0	10.10	0	SKIN																	N. of tissue donations	63	12,9	12,9	8	0	65	6	23	233	0	0	25	0	0	517	0	Tissue donation PMP	164,279	164,279	164,279	7,3	0,0	6,2	4,6	4,2	31,5	0	0	22,8	0	0	8,5	0,0	N° of tissue retrieved	57.684	57.684	57.684	16.492	0	174.509	113.609	1.059	438.042	0	0	273	0	0	1.112.425	0	N° tissue processed (units)	0	0	0	13.224	0	170.045	77	1.063	438.042	0	0	33.852	0	0	810.745	0	N° tissue distributed (units)	0	0	0	0	0	0	0	0	7.164	0	0	0	0	0	0	0	N° tissue imported (units)	0	0	0	0	0	1.770	0	0	0	0	0	0	0	0	70	0	N° tissue exported (units)	0	0	0	174	0	0	2	23	330.189	0	0	145	0	0	0	0	N° of tissues transplanted	0	0	0	4	0	0	7	0	135	0	0	134	0	0	0	0	N° of patients transplanted	0	0	0	4	0	0	7	0	135	0	0	145	0	0	18.21	0	OTHERS																	N. of tissue donations	39	5,4	5,4	0,0	0,0	6,2	0,0	1	123	0	0	151	0	0	20	118	Tissue donation PMP	39	5,4	5,4	0,0	0,0	6,2	0,0	0,2	385,4	0	0	15,3	0	0	20	59,4	N° of tissue retrieved	0	0	0	0	1.557	0	0	1	123	0	0	151	0	0	0	118	N° tissue processed (units)	0	0	0	0	0	0	0	0	0	0	0	7	0	0	0	0	N° tissue distributed (units)	0	0	0	0	1.375	0	0	4	0	0	0	5	0	0	24	0	N° tissue imported (units)	28	28	28	0	0	34	0	0	0	0	0	0	0	0	0	0	N° tissue exported (units)	0	0	0	0	0	4	0	0	0	0	0	0	0	0	0	0	N° of tissues transplanted	0	0	0	0	0	4	0	0	0	0	0	0	0	0	0	0	N° of patients transplanted	0	0	0	0	0	4	0	0	0	0	0	0	0	0	60	0																																																																																																																																																																																																																																																																																																																																																																																																																																																																																																																																															
Tissue donation PMP	960,3	6,916	6,916	36,9	0,0	1.298	141,6	188,2	385,4	0	0	210,5	0	0	62,7	5,0	N° of tissue retrieved	198	198	198	270	0	3.912	210	1.350	26.070	0	0	2.075	0	0	6.504	36	N° tissue processed (units)	282	282	282	139	0	2.952	0	0	26.070	0	0	0	0	0	0	74	N° tissue distributed (units)	0	0	0	55	0	0	0	0	38.262	0	0	0	0	0	10.643	25	N° tissue imported (units)	4.920	188	188	179	0	1.023	199	0	4.225	0	0	0	0	0	91	0	N° tissue exported (units)	181	181	181	236	0	637	230	0	38.495	0	0	1.117	0	0	0	0	N° of tissues transplanted	182	182	182	172	0	709	259	0	30.163	0	0	389	0	0	0	0	N° of patients transplanted	182	182	182	172	0	709	259	0	30.163	0	0	389	0	0	8.116	0	PLACENTA/AMNIOTIC MEMBRANE																	N. of tissue donations	12	1,7	1,7	5	0	22	22	16	110	0	0	0	0	0	242	0	Tissue donation PMP	12	1,7	1,7	1,2	0,0	2,1	16,8	2,9	1,7	0	0	0,0	0,0	0,0	4,0	0,0	N° of tissue retrieved	418	418	418	2.584	0	5.136	99	239	110	0	0	581	0	0	244	0	N° tissue processed (units)	495	495	495	2.635	0	2.320	97	0	3.407	0	0	461	0	0	0	0	N° tissue imported (units)	0	0	0	0	0	0	0	0	2.687	0	0	0	0	0	37.733	0	N° tissue exported (units)	165	165	165	158	0	92	0	32	25	0	0	0	0	0	0	0	N° of tissues transplanted	157	157	157	158	0	33	84	0	2.687	0	0	73	0	0	0	0	N° of patients transplanted	157	157	157	158	0	33	84	0	2.349	0	0	70	0	0	0	0	N° of tissues transplanted	157	157	157	158	0	34	97	0	2.349	0	0	81	0	0	10.10	0	SKIN																	N. of tissue donations	63	12,9	12,9	8	0	65	6	23	233	0	0	25	0	0	517	0	Tissue donation PMP	164,279	164,279	164,279	7,3	0,0	6,2	4,6	4,2	31,5	0	0	22,8	0	0	8,5	0,0	N° of tissue retrieved	57.684	57.684	57.684	16.492	0	174.509	113.609	1.059	438.042	0	0	273	0	0	1.112.425	0	N° tissue processed (units)	0	0	0	13.224	0	170.045	77	1.063	438.042	0	0	33.852	0	0	810.745	0	N° tissue distributed (units)	0	0	0	0	0	0	0	0	7.164	0	0	0	0	0	0	0	N° tissue imported (units)	0	0	0	0	0	1.770	0	0	0	0	0	0	0	0	70	0	N° tissue exported (units)	0	0	0	174	0	0	2	23	330.189	0	0	145	0	0	0	0	N° of tissues transplanted	0	0	0	4	0	0	7	0	135	0	0	134	0	0	0	0	N° of patients transplanted	0	0	0	4	0	0	7	0	135	0	0	145	0	0	18.21	0	OTHERS																	N. of tissue donations	39	5,4	5,4	0,0	0,0	6,2	0,0	1	123	0	0	151	0	0	20	118	Tissue donation PMP	39	5,4	5,4	0,0	0,0	6,2	0,0	0,2	385,4	0	0	15,3	0	0	20	59,4	N° of tissue retrieved	0	0	0	0	1.557	0	0	1	123	0	0	151	0	0	0	118	N° tissue processed (units)	0	0	0	0	0	0	0	0	0	0	0	7	0	0	0	0	N° tissue distributed (units)	0	0	0	0	1.375	0	0	4	0	0	0	5	0	0	24	0	N° tissue imported (units)	28	28	28	0	0	34	0	0	0	0	0	0	0	0	0	0	N° tissue exported (units)	0	0	0	0	0	4	0	0	0	0	0	0	0	0	0	0	N° of tissues transplanted	0	0	0	0	0	4	0	0	0	0	0	0	0	0	0	0	N° of patients transplanted	0	0	0	0	0	4	0	0	0	0	0	0	0	0	60	0																																																																																																																																																																																																																																																																																																																																																																																																																																																																																																																																																																
N° of tissue retrieved	198	198	198	270	0	3.912	210	1.350	26.070	0	0	2.075	0	0	6.504	36	N° tissue processed (units)	282	282	282	139	0	2.952	0	0	26.070	0	0	0	0	0	0	74	N° tissue distributed (units)	0	0	0	55	0	0	0	0	38.262	0	0	0	0	0	10.643	25	N° tissue imported (units)	4.920	188	188	179	0	1.023	199	0	4.225	0	0	0	0	0	91	0	N° tissue exported (units)	181	181	181	236	0	637	230	0	38.495	0	0	1.117	0	0	0	0	N° of tissues transplanted	182	182	182	172	0	709	259	0	30.163	0	0	389	0	0	0	0	N° of patients transplanted	182	182	182	172	0	709	259	0	30.163	0	0	389	0	0	8.116	0	PLACENTA/AMNIOTIC MEMBRANE																	N. of tissue donations	12	1,7	1,7	5	0	22	22	16	110	0	0	0	0	0	242	0	Tissue donation PMP	12	1,7	1,7	1,2	0,0	2,1	16,8	2,9	1,7	0	0	0,0	0,0	0,0	4,0	0,0	N° of tissue retrieved	418	418	418	2.584	0	5.136	99	239	110	0	0	581	0	0	244	0	N° tissue processed (units)	495	495	495	2.635	0	2.320	97	0	3.407	0	0	461	0	0	0	0	N° tissue imported (units)	0	0	0	0	0	0	0	0	2.687	0	0	0	0	0	37.733	0	N° tissue exported (units)	165	165	165	158	0	92	0	32	25	0	0	0	0	0	0	0	N° of tissues transplanted	157	157	157	158	0	33	84	0	2.687	0	0	73	0	0	0	0	N° of patients transplanted	157	157	157	158	0	33	84	0	2.349	0	0	70	0	0	0	0	N° of tissues transplanted	157	157	157	158	0	34	97	0	2.349	0	0	81	0	0	10.10	0	SKIN																	N. of tissue donations	63	12,9	12,9	8	0	65	6	23	233	0	0	25	0	0	517	0	Tissue donation PMP	164,279	164,279	164,279	7,3	0,0	6,2	4,6	4,2	31,5	0	0	22,8	0	0	8,5	0,0	N° of tissue retrieved	57.684	57.684	57.684	16.492	0	174.509	113.609	1.059	438.042	0	0	273	0	0	1.112.425	0	N° tissue processed (units)	0	0	0	13.224	0	170.045	77	1.063	438.042	0	0	33.852	0	0	810.745	0	N° tissue distributed (units)	0	0	0	0	0	0	0	0	7.164	0	0	0	0	0	0	0	N° tissue imported (units)	0	0	0	0	0	1.770	0	0	0	0	0	0	0	0	70	0	N° tissue exported (units)	0	0	0	174	0	0	2	23	330.189	0	0	145	0	0	0	0	N° of tissues transplanted	0	0	0	4	0	0	7	0	135	0	0	134	0	0	0	0	N° of patients transplanted	0	0	0	4	0	0	7	0	135	0	0	145	0	0	18.21	0	OTHERS																	N. of tissue donations	39	5,4	5,4	0,0	0,0	6,2	0,0	1	123	0	0	151	0	0	20	118	Tissue donation PMP	39	5,4	5,4	0,0	0,0	6,2	0,0	0,2	385,4	0	0	15,3	0	0	20	59,4	N° of tissue retrieved	0	0	0	0	1.557	0	0	1	123	0	0	151	0	0	0	118	N° tissue processed (units)	0	0	0	0	0	0	0	0	0	0	0	7	0	0	0	0	N° tissue distributed (units)	0	0	0	0	1.375	0	0	4	0	0	0	5	0	0	24	0	N° tissue imported (units)	28	28	28	0	0	34	0	0	0	0	0	0	0	0	0	0	N° tissue exported (units)	0	0	0	0	0	4	0	0	0	0	0	0	0	0	0	0	N° of tissues transplanted	0	0	0	0	0	4	0	0	0	0	0	0	0	0	0	0	N° of patients transplanted	0	0	0	0	0	4	0	0	0	0	0	0	0	0	60	0																																																																																																																																																																																																																																																																																																																																																																																																																																																																																																																																																																																	
N° tissue processed (units)	282	282	282	139	0	2.952	0	0	26.070	0	0	0	0	0	0	74	N° tissue distributed (units)	0	0	0	55	0	0	0	0	38.262	0	0	0	0	0	10.643	25	N° tissue imported (units)	4.920	188	188	179	0	1.023	199	0	4.225	0	0	0	0	0	91	0	N° tissue exported (units)	181	181	181	236	0	637	230	0	38.495	0	0	1.117	0	0	0	0	N° of tissues transplanted	182	182	182	172	0	709	259	0	30.163	0	0	389	0	0	0	0	N° of patients transplanted	182	182	182	172	0	709	259	0	30.163	0	0	389	0	0	8.116	0	PLACENTA/AMNIOTIC MEMBRANE																	N. of tissue donations	12	1,7	1,7	5	0	22	22	16	110	0	0	0	0	0	242	0	Tissue donation PMP	12	1,7	1,7	1,2	0,0	2,1	16,8	2,9	1,7	0	0	0,0	0,0	0,0	4,0	0,0	N° of tissue retrieved	418	418	418	2.584	0	5.136	99	239	110	0	0	581	0	0	244	0	N° tissue processed (units)	495	495	495	2.635	0	2.320	97	0	3.407	0	0	461	0	0	0	0	N° tissue imported (units)	0	0	0	0	0	0	0	0	2.687	0	0	0	0	0	37.733	0	N° tissue exported (units)	165	165	165	158	0	92	0	32	25	0	0	0	0	0	0	0	N° of tissues transplanted	157	157	157	158	0	33	84	0	2.687	0	0	73	0	0	0	0	N° of patients transplanted	157	157	157	158	0	33	84	0	2.349	0	0	70	0	0	0	0	N° of tissues transplanted	157	157	157	158	0	34	97	0	2.349	0	0	81	0	0	10.10	0	SKIN																	N. of tissue donations	63	12,9	12,9	8	0	65	6	23	233	0	0	25	0	0	517	0	Tissue donation PMP	164,279	164,279	164,279	7,3	0,0	6,2	4,6	4,2	31,5	0	0	22,8	0	0	8,5	0,0	N° of tissue retrieved	57.684	57.684	57.684	16.492	0	174.509	113.609	1.059	438.042	0	0	273	0	0	1.112.425	0	N° tissue processed (units)	0	0	0	13.224	0	170.045	77	1.063	438.042	0	0	33.852	0	0	810.745	0	N° tissue distributed (units)	0	0	0	0	0	0	0	0	7.164	0	0	0	0	0	0	0	N° tissue imported (units)	0	0	0	0	0	1.770	0	0	0	0	0	0	0	0	70	0	N° tissue exported (units)	0	0	0	174	0	0	2	23	330.189	0	0	145	0	0	0	0	N° of tissues transplanted	0	0	0	4	0	0	7	0	135	0	0	134	0	0	0	0	N° of patients transplanted	0	0	0	4	0	0	7	0	135	0	0	145	0	0	18.21	0	OTHERS																	N. of tissue donations	39	5,4	5,4	0,0	0,0	6,2	0,0	1	123	0	0	151	0	0	20	118	Tissue donation PMP	39	5,4	5,4	0,0	0,0	6,2	0,0	0,2	385,4	0	0	15,3	0	0	20	59,4	N° of tissue retrieved	0	0	0	0	1.557	0	0	1	123	0	0	151	0	0	0	118	N° tissue processed (units)	0	0	0	0	0	0	0	0	0	0	0	7	0	0	0	0	N° tissue distributed (units)	0	0	0	0	1.375	0	0	4	0	0	0	5	0	0	24	0	N° tissue imported (units)	28	28	28	0	0	34	0	0	0	0	0	0	0	0	0	0	N° tissue exported (units)	0	0	0	0	0	4	0	0	0	0	0	0	0	0	0	0	N° of tissues transplanted	0	0	0	0	0	4	0	0	0	0	0	0	0	0	0	0	N° of patients transplanted	0	0	0	0	0	4	0	0	0	0	0	0	0	0	60	0																																																																																																																																																																																																																																																																																																																																																																																																																																																																																																																																																																																																		
N° tissue distributed (units)	0	0	0	55	0	0	0	0	38.262	0	0	0	0	0	10.643	25	N° tissue imported (units)	4.920	188	188	179	0	1.023	199	0	4.225	0	0	0	0	0	91	0	N° tissue exported (units)	181	181	181	236	0	637	230	0	38.495	0	0	1.117	0	0	0	0	N° of tissues transplanted	182	182	182	172	0	709	259	0	30.163	0	0	389	0	0	0	0	N° of patients transplanted	182	182	182	172	0	709	259	0	30.163	0	0	389	0	0	8.116	0	PLACENTA/AMNIOTIC MEMBRANE																	N. of tissue donations	12	1,7	1,7	5	0	22	22	16	110	0	0	0	0	0	242	0	Tissue donation PMP	12	1,7	1,7	1,2	0,0	2,1	16,8	2,9	1,7	0	0	0,0	0,0	0,0	4,0	0,0	N° of tissue retrieved	418	418	418	2.584	0	5.136	99	239	110	0	0	581	0	0	244	0	N° tissue processed (units)	495	495	495	2.635	0	2.320	97	0	3.407	0	0	461	0	0	0	0	N° tissue imported (units)	0	0	0	0	0	0	0	0	2.687	0	0	0	0	0	37.733	0	N° tissue exported (units)	165	165	165	158	0	92	0	32	25	0	0	0	0	0	0	0	N° of tissues transplanted	157	157	157	158	0	33	84	0	2.687	0	0	73	0	0	0	0	N° of patients transplanted	157	157	157	158	0	33	84	0	2.349	0	0	70	0	0	0	0	N° of tissues transplanted	157	157	157	158	0	34	97	0	2.349	0	0	81	0	0	10.10	0	SKIN																	N. of tissue donations	63	12,9	12,9	8	0	65	6	23	233	0	0	25	0	0	517	0	Tissue donation PMP	164,279	164,279	164,279	7,3	0,0	6,2	4,6	4,2	31,5	0	0	22,8	0	0	8,5	0,0	N° of tissue retrieved	57.684	57.684	57.684	16.492	0	174.509	113.609	1.059	438.042	0	0	273	0	0	1.112.425	0	N° tissue processed (units)	0	0	0	13.224	0	170.045	77	1.063	438.042	0	0	33.852	0	0	810.745	0	N° tissue distributed (units)	0	0	0	0	0	0	0	0	7.164	0	0	0	0	0	0	0	N° tissue imported (units)	0	0	0	0	0	1.770	0	0	0	0	0	0	0	0	70	0	N° tissue exported (units)	0	0	0	174	0	0	2	23	330.189	0	0	145	0	0	0	0	N° of tissues transplanted	0	0	0	4	0	0	7	0	135	0	0	134	0	0	0	0	N° of patients transplanted	0	0	0	4	0	0	7	0	135	0	0	145	0	0	18.21	0	OTHERS																	N. of tissue donations	39	5,4	5,4	0,0	0,0	6,2	0,0	1	123	0	0	151	0	0	20	118	Tissue donation PMP	39	5,4	5,4	0,0	0,0	6,2	0,0	0,2	385,4	0	0	15,3	0	0	20	59,4	N° of tissue retrieved	0	0	0	0	1.557	0	0	1	123	0	0	151	0	0	0	118	N° tissue processed (units)	0	0	0	0	0	0	0	0	0	0	0	7	0	0	0	0	N° tissue distributed (units)	0	0	0	0	1.375	0	0	4	0	0	0	5	0	0	24	0	N° tissue imported (units)	28	28	28	0	0	34	0	0	0	0	0	0	0	0	0	0	N° tissue exported (units)	0	0	0	0	0	4	0	0	0	0	0	0	0	0	0	0	N° of tissues transplanted	0	0	0	0	0	4	0	0	0	0	0	0	0	0	0	0	N° of patients transplanted	0	0	0	0	0	4	0	0	0	0	0	0	0	0	60	0																																																																																																																																																																																																																																																																																																																																																																																																																																																																																																																																																																																																																			
N° tissue imported (units)	4.920	188	188	179	0	1.023	199	0	4.225	0	0	0	0	0	91	0	N° tissue exported (units)	181	181	181	236	0	637	230	0	38.495	0	0	1.117	0	0	0	0	N° of tissues transplanted	182	182	182	172	0	709	259	0	30.163	0	0	389	0	0	0	0	N° of patients transplanted	182	182	182	172	0	709	259	0	30.163	0	0	389	0	0	8.116	0	PLACENTA/AMNIOTIC MEMBRANE																	N. of tissue donations	12	1,7	1,7	5	0	22	22	16	110	0	0	0	0	0	242	0	Tissue donation PMP	12	1,7	1,7	1,2	0,0	2,1	16,8	2,9	1,7	0	0	0,0	0,0	0,0	4,0	0,0	N° of tissue retrieved	418	418	418	2.584	0	5.136	99	239	110	0	0	581	0	0	244	0	N° tissue processed (units)	495	495	495	2.635	0	2.320	97	0	3.407	0	0	461	0	0	0	0	N° tissue imported (units)	0	0	0	0	0	0	0	0	2.687	0	0	0	0	0	37.733	0	N° tissue exported (units)	165	165	165	158	0	92	0	32	25	0	0	0	0	0	0	0	N° of tissues transplanted	157	157	157	158	0	33	84	0	2.687	0	0	73	0	0	0	0	N° of patients transplanted	157	157	157	158	0	33	84	0	2.349	0	0	70	0	0	0	0	N° of tissues transplanted	157	157	157	158	0	34	97	0	2.349	0	0	81	0	0	10.10	0	SKIN																	N. of tissue donations	63	12,9	12,9	8	0	65	6	23	233	0	0	25	0	0	517	0	Tissue donation PMP	164,279	164,279	164,279	7,3	0,0	6,2	4,6	4,2	31,5	0	0	22,8	0	0	8,5	0,0	N° of tissue retrieved	57.684	57.684	57.684	16.492	0	174.509	113.609	1.059	438.042	0	0	273	0	0	1.112.425	0	N° tissue processed (units)	0	0	0	13.224	0	170.045	77	1.063	438.042	0	0	33.852	0	0	810.745	0	N° tissue distributed (units)	0	0	0	0	0	0	0	0	7.164	0	0	0	0	0	0	0	N° tissue imported (units)	0	0	0	0	0	1.770	0	0	0	0	0	0	0	0	70	0	N° tissue exported (units)	0	0	0	174	0	0	2	23	330.189	0	0	145	0	0	0	0	N° of tissues transplanted	0	0	0	4	0	0	7	0	135	0	0	134	0	0	0	0	N° of patients transplanted	0	0	0	4	0	0	7	0	135	0	0	145	0	0	18.21	0	OTHERS																	N. of tissue donations	39	5,4	5,4	0,0	0,0	6,2	0,0	1	123	0	0	151	0	0	20	118	Tissue donation PMP	39	5,4	5,4	0,0	0,0	6,2	0,0	0,2	385,4	0	0	15,3	0	0	20	59,4	N° of tissue retrieved	0	0	0	0	1.557	0	0	1	123	0	0	151	0	0	0	118	N° tissue processed (units)	0	0	0	0	0	0	0	0	0	0	0	7	0	0	0	0	N° tissue distributed (units)	0	0	0	0	1.375	0	0	4	0	0	0	5	0	0	24	0	N° tissue imported (units)	28	28	28	0	0	34	0	0	0	0	0	0	0	0	0	0	N° tissue exported (units)	0	0	0	0	0	4	0	0	0	0	0	0	0	0	0	0	N° of tissues transplanted	0	0	0	0	0	4	0	0	0	0	0	0	0	0	0	0	N° of patients transplanted	0	0	0	0	0	4	0	0	0	0	0	0	0	0	60	0																																																																																																																																																																																																																																																																																																																																																																																																																																																																																																																																																																																																																																				
N° tissue exported (units)	181	181	181	236	0	637	230	0	38.495	0	0	1.117	0	0	0	0	N° of tissues transplanted	182	182	182	172	0	709	259	0	30.163	0	0	389	0	0	0	0	N° of patients transplanted	182	182	182	172	0	709	259	0	30.163	0	0	389	0	0	8.116	0	PLACENTA/AMNIOTIC MEMBRANE																	N. of tissue donations	12	1,7	1,7	5	0	22	22	16	110	0	0	0	0	0	242	0	Tissue donation PMP	12	1,7	1,7	1,2	0,0	2,1	16,8	2,9	1,7	0	0	0,0	0,0	0,0	4,0	0,0	N° of tissue retrieved	418	418	418	2.584	0	5.136	99	239	110	0	0	581	0	0	244	0	N° tissue processed (units)	495	495	495	2.635	0	2.320	97	0	3.407	0	0	461	0	0	0	0	N° tissue imported (units)	0	0	0	0	0	0	0	0	2.687	0	0	0	0	0	37.733	0	N° tissue exported (units)	165	165	165	158	0	92	0	32	25	0	0	0	0	0	0	0	N° of tissues transplanted	157	157	157	158	0	33	84	0	2.687	0	0	73	0	0	0	0	N° of patients transplanted	157	157	157	158	0	33	84	0	2.349	0	0	70	0	0	0	0	N° of tissues transplanted	157	157	157	158	0	34	97	0	2.349	0	0	81	0	0	10.10	0	SKIN																	N. of tissue donations	63	12,9	12,9	8	0	65	6	23	233	0	0	25	0	0	517	0	Tissue donation PMP	164,279	164,279	164,279	7,3	0,0	6,2	4,6	4,2	31,5	0	0	22,8	0	0	8,5	0,0	N° of tissue retrieved	57.684	57.684	57.684	16.492	0	174.509	113.609	1.059	438.042	0	0	273	0	0	1.112.425	0	N° tissue processed (units)	0	0	0	13.224	0	170.045	77	1.063	438.042	0	0	33.852	0	0	810.745	0	N° tissue distributed (units)	0	0	0	0	0	0	0	0	7.164	0	0	0	0	0	0	0	N° tissue imported (units)	0	0	0	0	0	1.770	0	0	0	0	0	0	0	0	70	0	N° tissue exported (units)	0	0	0	174	0	0	2	23	330.189	0	0	145	0	0	0	0	N° of tissues transplanted	0	0	0	4	0	0	7	0	135	0	0	134	0	0	0	0	N° of patients transplanted	0	0	0	4	0	0	7	0	135	0	0	145	0	0	18.21	0	OTHERS																	N. of tissue donations	39	5,4	5,4	0,0	0,0	6,2	0,0	1	123	0	0	151	0	0	20	118	Tissue donation PMP	39	5,4	5,4	0,0	0,0	6,2	0,0	0,2	385,4	0	0	15,3	0	0	20	59,4	N° of tissue retrieved	0	0	0	0	1.557	0	0	1	123	0	0	151	0	0	0	118	N° tissue processed (units)	0	0	0	0	0	0	0	0	0	0	0	7	0	0	0	0	N° tissue distributed (units)	0	0	0	0	1.375	0	0	4	0	0	0	5	0	0	24	0	N° tissue imported (units)	28	28	28	0	0	34	0	0	0	0	0	0	0	0	0	0	N° tissue exported (units)	0	0	0	0	0	4	0	0	0	0	0	0	0	0	0	0	N° of tissues transplanted	0	0	0	0	0	4	0	0	0	0	0	0	0	0	0	0	N° of patients transplanted	0	0	0	0	0	4	0	0	0	0	0	0	0	0	60	0																																																																																																																																																																																																																																																																																																																																																																																																																																																																																																																																																																																																																																																					
N° of tissues transplanted	182	182	182	172	0	709	259	0	30.163	0	0	389	0	0	0	0	N° of patients transplanted	182	182	182	172	0	709	259	0	30.163	0	0	389	0	0	8.116	0	PLACENTA/AMNIOTIC MEMBRANE																	N. of tissue donations	12	1,7	1,7	5	0	22	22	16	110	0	0	0	0	0	242	0	Tissue donation PMP	12	1,7	1,7	1,2	0,0	2,1	16,8	2,9	1,7	0	0	0,0	0,0	0,0	4,0	0,0	N° of tissue retrieved	418	418	418	2.584	0	5.136	99	239	110	0	0	581	0	0	244	0	N° tissue processed (units)	495	495	495	2.635	0	2.320	97	0	3.407	0	0	461	0	0	0	0	N° tissue imported (units)	0	0	0	0	0	0	0	0	2.687	0	0	0	0	0	37.733	0	N° tissue exported (units)	165	165	165	158	0	92	0	32	25	0	0	0	0	0	0	0	N° of tissues transplanted	157	157	157	158	0	33	84	0	2.687	0	0	73	0	0	0	0	N° of patients transplanted	157	157	157	158	0	33	84	0	2.349	0	0	70	0	0	0	0	N° of tissues transplanted	157	157	157	158	0	34	97	0	2.349	0	0	81	0	0	10.10	0	SKIN																	N. of tissue donations	63	12,9	12,9	8	0	65	6	23	233	0	0	25	0	0	517	0	Tissue donation PMP	164,279	164,279	164,279	7,3	0,0	6,2	4,6	4,2	31,5	0	0	22,8	0	0	8,5	0,0	N° of tissue retrieved	57.684	57.684	57.684	16.492	0	174.509	113.609	1.059	438.042	0	0	273	0	0	1.112.425	0	N° tissue processed (units)	0	0	0	13.224	0	170.045	77	1.063	438.042	0	0	33.852	0	0	810.745	0	N° tissue distributed (units)	0	0	0	0	0	0	0	0	7.164	0	0	0	0	0	0	0	N° tissue imported (units)	0	0	0	0	0	1.770	0	0	0	0	0	0	0	0	70	0	N° tissue exported (units)	0	0	0	174	0	0	2	23	330.189	0	0	145	0	0	0	0	N° of tissues transplanted	0	0	0	4	0	0	7	0	135	0	0	134	0	0	0	0	N° of patients transplanted	0	0	0	4	0	0	7	0	135	0	0	145	0	0	18.21	0	OTHERS																	N. of tissue donations	39	5,4	5,4	0,0	0,0	6,2	0,0	1	123	0	0	151	0	0	20	118	Tissue donation PMP	39	5,4	5,4	0,0	0,0	6,2	0,0	0,2	385,4	0	0	15,3	0	0	20	59,4	N° of tissue retrieved	0	0	0	0	1.557	0	0	1	123	0	0	151	0	0	0	118	N° tissue processed (units)	0	0	0	0	0	0	0	0	0	0	0	7	0	0	0	0	N° tissue distributed (units)	0	0	0	0	1.375	0	0	4	0	0	0	5	0	0	24	0	N° tissue imported (units)	28	28	28	0	0	34	0	0	0	0	0	0	0	0	0	0	N° tissue exported (units)	0	0	0	0	0	4	0	0	0	0	0	0	0	0	0	0	N° of tissues transplanted	0	0	0	0	0	4	0	0	0	0	0	0	0	0	0	0	N° of patients transplanted	0	0	0	0	0	4	0	0	0	0	0	0	0	0	60	0																																																																																																																																																																																																																																																																																																																																																																																																																																																																																																																																																																																																																																																																						
N° of patients transplanted	182	182	182	172	0	709	259	0	30.163	0	0	389	0	0	8.116	0	PLACENTA/AMNIOTIC MEMBRANE																	N. of tissue donations	12	1,7	1,7	5	0	22	22	16	110	0	0	0	0	0	242	0	Tissue donation PMP	12	1,7	1,7	1,2	0,0	2,1	16,8	2,9	1,7	0	0	0,0	0,0	0,0	4,0	0,0	N° of tissue retrieved	418	418	418	2.584	0	5.136	99	239	110	0	0	581	0	0	244	0	N° tissue processed (units)	495	495	495	2.635	0	2.320	97	0	3.407	0	0	461	0	0	0	0	N° tissue imported (units)	0	0	0	0	0	0	0	0	2.687	0	0	0	0	0	37.733	0	N° tissue exported (units)	165	165	165	158	0	92	0	32	25	0	0	0	0	0	0	0	N° of tissues transplanted	157	157	157	158	0	33	84	0	2.687	0	0	73	0	0	0	0	N° of patients transplanted	157	157	157	158	0	33	84	0	2.349	0	0	70	0	0	0	0	N° of tissues transplanted	157	157	157	158	0	34	97	0	2.349	0	0	81	0	0	10.10	0	SKIN																	N. of tissue donations	63	12,9	12,9	8	0	65	6	23	233	0	0	25	0	0	517	0	Tissue donation PMP	164,279	164,279	164,279	7,3	0,0	6,2	4,6	4,2	31,5	0	0	22,8	0	0	8,5	0,0	N° of tissue retrieved	57.684	57.684	57.684	16.492	0	174.509	113.609	1.059	438.042	0	0	273	0	0	1.112.425	0	N° tissue processed (units)	0	0	0	13.224	0	170.045	77	1.063	438.042	0	0	33.852	0	0	810.745	0	N° tissue distributed (units)	0	0	0	0	0	0	0	0	7.164	0	0	0	0	0	0	0	N° tissue imported (units)	0	0	0	0	0	1.770	0	0	0	0	0	0	0	0	70	0	N° tissue exported (units)	0	0	0	174	0	0	2	23	330.189	0	0	145	0	0	0	0	N° of tissues transplanted	0	0	0	4	0	0	7	0	135	0	0	134	0	0	0	0	N° of patients transplanted	0	0	0	4	0	0	7	0	135	0	0	145	0	0	18.21	0	OTHERS																	N. of tissue donations	39	5,4	5,4	0,0	0,0	6,2	0,0	1	123	0	0	151	0	0	20	118	Tissue donation PMP	39	5,4	5,4	0,0	0,0	6,2	0,0	0,2	385,4	0	0	15,3	0	0	20	59,4	N° of tissue retrieved	0	0	0	0	1.557	0	0	1	123	0	0	151	0	0	0	118	N° tissue processed (units)	0	0	0	0	0	0	0	0	0	0	0	7	0	0	0	0	N° tissue distributed (units)	0	0	0	0	1.375	0	0	4	0	0	0	5	0	0	24	0	N° tissue imported (units)	28	28	28	0	0	34	0	0	0	0	0	0	0	0	0	0	N° tissue exported (units)	0	0	0	0	0	4	0	0	0	0	0	0	0	0	0	0	N° of tissues transplanted	0	0	0	0	0	4	0	0	0	0	0	0	0	0	0	0	N° of patients transplanted	0	0	0	0	0	4	0	0	0	0	0	0	0	0	60	0																																																																																																																																																																																																																																																																																																																																																																																																																																																																																																																																																																																																																																																																																							
PLACENTA/AMNIOTIC MEMBRANE																	N. of tissue donations	12	1,7	1,7	5	0	22	22	16	110	0	0	0	0	0	242	0	Tissue donation PMP	12	1,7	1,7	1,2	0,0	2,1	16,8	2,9	1,7	0	0	0,0	0,0	0,0	4,0	0,0	N° of tissue retrieved	418	418	418	2.584	0	5.136	99	239	110	0	0	581	0	0	244	0	N° tissue processed (units)	495	495	495	2.635	0	2.320	97	0	3.407	0	0	461	0	0	0	0	N° tissue imported (units)	0	0	0	0	0	0	0	0	2.687	0	0	0	0	0	37.733	0	N° tissue exported (units)	165	165	165	158	0	92	0	32	25	0	0	0	0	0	0	0	N° of tissues transplanted	157	157	157	158	0	33	84	0	2.687	0	0	73	0	0	0	0	N° of patients transplanted	157	157	157	158	0	33	84	0	2.349	0	0	70	0	0	0	0	N° of tissues transplanted	157	157	157	158	0	34	97	0	2.349	0	0	81	0	0	10.10	0	SKIN																	N. of tissue donations	63	12,9	12,9	8	0	65	6	23	233	0	0	25	0	0	517	0	Tissue donation PMP	164,279	164,279	164,279	7,3	0,0	6,2	4,6	4,2	31,5	0	0	22,8	0	0	8,5	0,0	N° of tissue retrieved	57.684	57.684	57.684	16.492	0	174.509	113.609	1.059	438.042	0	0	273	0	0	1.112.425	0	N° tissue processed (units)	0	0	0	13.224	0	170.045	77	1.063	438.042	0	0	33.852	0	0	810.745	0	N° tissue distributed (units)	0	0	0	0	0	0	0	0	7.164	0	0	0	0	0	0	0	N° tissue imported (units)	0	0	0	0	0	1.770	0	0	0	0	0	0	0	0	70	0	N° tissue exported (units)	0	0	0	174	0	0	2	23	330.189	0	0	145	0	0	0	0	N° of tissues transplanted	0	0	0	4	0	0	7	0	135	0	0	134	0	0	0	0	N° of patients transplanted	0	0	0	4	0	0	7	0	135	0	0	145	0	0	18.21	0	OTHERS																	N. of tissue donations	39	5,4	5,4	0,0	0,0	6,2	0,0	1	123	0	0	151	0	0	20	118	Tissue donation PMP	39	5,4	5,4	0,0	0,0	6,2	0,0	0,2	385,4	0	0	15,3	0	0	20	59,4	N° of tissue retrieved	0	0	0	0	1.557	0	0	1	123	0	0	151	0	0	0	118	N° tissue processed (units)	0	0	0	0	0	0	0	0	0	0	0	7	0	0	0	0	N° tissue distributed (units)	0	0	0	0	1.375	0	0	4	0	0	0	5	0	0	24	0	N° tissue imported (units)	28	28	28	0	0	34	0	0	0	0	0	0	0	0	0	0	N° tissue exported (units)	0	0	0	0	0	4	0	0	0	0	0	0	0	0	0	0	N° of tissues transplanted	0	0	0	0	0	4	0	0	0	0	0	0	0	0	0	0	N° of patients transplanted	0	0	0	0	0	4	0	0	0	0	0	0	0	0	60	0																																																																																																																																																																																																																																																																																																																																																																																																																																																																																																																																																																																																																																																																																																								
N. of tissue donations	12	1,7	1,7	5	0	22	22	16	110	0	0	0	0	0	242	0	Tissue donation PMP	12	1,7	1,7	1,2	0,0	2,1	16,8	2,9	1,7	0	0	0,0	0,0	0,0	4,0	0,0	N° of tissue retrieved	418	418	418	2.584	0	5.136	99	239	110	0	0	581	0	0	244	0	N° tissue processed (units)	495	495	495	2.635	0	2.320	97	0	3.407	0	0	461	0	0	0	0	N° tissue imported (units)	0	0	0	0	0	0	0	0	2.687	0	0	0	0	0	37.733	0	N° tissue exported (units)	165	165	165	158	0	92	0	32	25	0	0	0	0	0	0	0	N° of tissues transplanted	157	157	157	158	0	33	84	0	2.687	0	0	73	0	0	0	0	N° of patients transplanted	157	157	157	158	0	33	84	0	2.349	0	0	70	0	0	0	0	N° of tissues transplanted	157	157	157	158	0	34	97	0	2.349	0	0	81	0	0	10.10	0	SKIN																	N. of tissue donations	63	12,9	12,9	8	0	65	6	23	233	0	0	25	0	0	517	0	Tissue donation PMP	164,279	164,279	164,279	7,3	0,0	6,2	4,6	4,2	31,5	0	0	22,8	0	0	8,5	0,0	N° of tissue retrieved	57.684	57.684	57.684	16.492	0	174.509	113.609	1.059	438.042	0	0	273	0	0	1.112.425	0	N° tissue processed (units)	0	0	0	13.224	0	170.045	77	1.063	438.042	0	0	33.852	0	0	810.745	0	N° tissue distributed (units)	0	0	0	0	0	0	0	0	7.164	0	0	0	0	0	0	0	N° tissue imported (units)	0	0	0	0	0	1.770	0	0	0	0	0	0	0	0	70	0	N° tissue exported (units)	0	0	0	174	0	0	2	23	330.189	0	0	145	0	0	0	0	N° of tissues transplanted	0	0	0	4	0	0	7	0	135	0	0	134	0	0	0	0	N° of patients transplanted	0	0	0	4	0	0	7	0	135	0	0	145	0	0	18.21	0	OTHERS																	N. of tissue donations	39	5,4	5,4	0,0	0,0	6,2	0,0	1	123	0	0	151	0	0	20	118	Tissue donation PMP	39	5,4	5,4	0,0	0,0	6,2	0,0	0,2	385,4	0	0	15,3	0	0	20	59,4	N° of tissue retrieved	0	0	0	0	1.557	0	0	1	123	0	0	151	0	0	0	118	N° tissue processed (units)	0	0	0	0	0	0	0	0	0	0	0	7	0	0	0	0	N° tissue distributed (units)	0	0	0	0	1.375	0	0	4	0	0	0	5	0	0	24	0	N° tissue imported (units)	28	28	28	0	0	34	0	0	0	0	0	0	0	0	0	0	N° tissue exported (units)	0	0	0	0	0	4	0	0	0	0	0	0	0	0	0	0	N° of tissues transplanted	0	0	0	0	0	4	0	0	0	0	0	0	0	0	0	0	N° of patients transplanted	0	0	0	0	0	4	0	0	0	0	0	0	0	0	60	0																																																																																																																																																																																																																																																																																																																																																																																																																																																																																																																																																																																																																																																																																																																									
Tissue donation PMP	12	1,7	1,7	1,2	0,0	2,1	16,8	2,9	1,7	0	0	0,0	0,0	0,0	4,0	0,0	N° of tissue retrieved	418	418	418	2.584	0	5.136	99	239	110	0	0	581	0	0	244	0	N° tissue processed (units)	495	495	495	2.635	0	2.320	97	0	3.407	0	0	461	0	0	0	0	N° tissue imported (units)	0	0	0	0	0	0	0	0	2.687	0	0	0	0	0	37.733	0	N° tissue exported (units)	165	165	165	158	0	92	0	32	25	0	0	0	0	0	0	0	N° of tissues transplanted	157	157	157	158	0	33	84	0	2.687	0	0	73	0	0	0	0	N° of patients transplanted	157	157	157	158	0	33	84	0	2.349	0	0	70	0	0	0	0	N° of tissues transplanted	157	157	157	158	0	34	97	0	2.349	0	0	81	0	0	10.10	0	SKIN																	N. of tissue donations	63	12,9	12,9	8	0	65	6	23	233	0	0	25	0	0	517	0	Tissue donation PMP	164,279	164,279	164,279	7,3	0,0	6,2	4,6	4,2	31,5	0	0	22,8	0	0	8,5	0,0	N° of tissue retrieved	57.684	57.684	57.684	16.492	0	174.509	113.609	1.059	438.042	0	0	273	0	0	1.112.425	0	N° tissue processed (units)	0	0	0	13.224	0	170.045	77	1.063	438.042	0	0	33.852	0	0	810.745	0	N° tissue distributed (units)	0	0	0	0	0	0	0	0	7.164	0	0	0	0	0	0	0	N° tissue imported (units)	0	0	0	0	0	1.770	0	0	0	0	0	0	0	0	70	0	N° tissue exported (units)	0	0	0	174	0	0	2	23	330.189	0	0	145	0	0	0	0	N° of tissues transplanted	0	0	0	4	0	0	7	0	135	0	0	134	0	0	0	0	N° of patients transplanted	0	0	0	4	0	0	7	0	135	0	0	145	0	0	18.21	0	OTHERS																	N. of tissue donations	39	5,4	5,4	0,0	0,0	6,2	0,0	1	123	0	0	151	0	0	20	118	Tissue donation PMP	39	5,4	5,4	0,0	0,0	6,2	0,0	0,2	385,4	0	0	15,3	0	0	20	59,4	N° of tissue retrieved	0	0	0	0	1.557	0	0	1	123	0	0	151	0	0	0	118	N° tissue processed (units)	0	0	0	0	0	0	0	0	0	0	0	7	0	0	0	0	N° tissue distributed (units)	0	0	0	0	1.375	0	0	4	0	0	0	5	0	0	24	0	N° tissue imported (units)	28	28	28	0	0	34	0	0	0	0	0	0	0	0	0	0	N° tissue exported (units)	0	0	0	0	0	4	0	0	0	0	0	0	0	0	0	0	N° of tissues transplanted	0	0	0	0	0	4	0	0	0	0	0	0	0	0	0	0	N° of patients transplanted	0	0	0	0	0	4	0	0	0	0	0	0	0	0	60	0																																																																																																																																																																																																																																																																																																																																																																																																																																																																																																																																																																																																																																																																																																																																										
N° of tissue retrieved	418	418	418	2.584	0	5.136	99	239	110	0	0	581	0	0	244	0	N° tissue processed (units)	495	495	495	2.635	0	2.320	97	0	3.407	0	0	461	0	0	0	0	N° tissue imported (units)	0	0	0	0	0	0	0	0	2.687	0	0	0	0	0	37.733	0	N° tissue exported (units)	165	165	165	158	0	92	0	32	25	0	0	0	0	0	0	0	N° of tissues transplanted	157	157	157	158	0	33	84	0	2.687	0	0	73	0	0	0	0	N° of patients transplanted	157	157	157	158	0	33	84	0	2.349	0	0	70	0	0	0	0	N° of tissues transplanted	157	157	157	158	0	34	97	0	2.349	0	0	81	0	0	10.10	0	SKIN																	N. of tissue donations	63	12,9	12,9	8	0	65	6	23	233	0	0	25	0	0	517	0	Tissue donation PMP	164,279	164,279	164,279	7,3	0,0	6,2	4,6	4,2	31,5	0	0	22,8	0	0	8,5	0,0	N° of tissue retrieved	57.684	57.684	57.684	16.492	0	174.509	113.609	1.059	438.042	0	0	273	0	0	1.112.425	0	N° tissue processed (units)	0	0	0	13.224	0	170.045	77	1.063	438.042	0	0	33.852	0	0	810.745	0	N° tissue distributed (units)	0	0	0	0	0	0	0	0	7.164	0	0	0	0	0	0	0	N° tissue imported (units)	0	0	0	0	0	1.770	0	0	0	0	0	0	0	0	70	0	N° tissue exported (units)	0	0	0	174	0	0	2	23	330.189	0	0	145	0	0	0	0	N° of tissues transplanted	0	0	0	4	0	0	7	0	135	0	0	134	0	0	0	0	N° of patients transplanted	0	0	0	4	0	0	7	0	135	0	0	145	0	0	18.21	0	OTHERS																	N. of tissue donations	39	5,4	5,4	0,0	0,0	6,2	0,0	1	123	0	0	151	0	0	20	118	Tissue donation PMP	39	5,4	5,4	0,0	0,0	6,2	0,0	0,2	385,4	0	0	15,3	0	0	20	59,4	N° of tissue retrieved	0	0	0	0	1.557	0	0	1	123	0	0	151	0	0	0	118	N° tissue processed (units)	0	0	0	0	0	0	0	0	0	0	0	7	0	0	0	0	N° tissue distributed (units)	0	0	0	0	1.375	0	0	4	0	0	0	5	0	0	24	0	N° tissue imported (units)	28	28	28	0	0	34	0	0	0	0	0	0	0	0	0	0	N° tissue exported (units)	0	0	0	0	0	4	0	0	0	0	0	0	0	0	0	0	N° of tissues transplanted	0	0	0	0	0	4	0	0	0	0	0	0	0	0	0	0	N° of patients transplanted	0	0	0	0	0	4	0	0	0	0	0	0	0	0	60	0																																																																																																																																																																																																																																																																																																																																																																																																																																																																																																																																																																																																																																																																																																																																																											
N° tissue processed (units)	495	495	495	2.635	0	2.320	97	0	3.407	0	0	461	0	0	0	0	N° tissue imported (units)	0	0	0	0	0	0	0	0	2.687	0	0	0	0	0	37.733	0	N° tissue exported (units)	165	165	165	158	0	92	0	32	25	0	0	0	0	0	0	0	N° of tissues transplanted	157	157	157	158	0	33	84	0	2.687	0	0	73	0	0	0	0	N° of patients transplanted	157	157	157	158	0	33	84	0	2.349	0	0	70	0	0	0	0	N° of tissues transplanted	157	157	157	158	0	34	97	0	2.349	0	0	81	0	0	10.10	0	SKIN																	N. of tissue donations	63	12,9	12,9	8	0	65	6	23	233	0	0	25	0	0	517	0	Tissue donation PMP	164,279	164,279	164,279	7,3	0,0	6,2	4,6	4,2	31,5	0	0	22,8	0	0	8,5	0,0	N° of tissue retrieved	57.684	57.684	57.684	16.492	0	174.509	113.609	1.059	438.042	0	0	273	0	0	1.112.425	0	N° tissue processed (units)	0	0	0	13.224	0	170.045	77	1.063	438.042	0	0	33.852	0	0	810.745	0	N° tissue distributed (units)	0	0	0	0	0	0	0	0	7.164	0	0	0	0	0	0	0	N° tissue imported (units)	0	0	0	0	0	1.770	0	0	0	0	0	0	0	0	70	0	N° tissue exported (units)	0	0	0	174	0	0	2	23	330.189	0	0	145	0	0	0	0	N° of tissues transplanted	0	0	0	4	0	0	7	0	135	0	0	134	0	0	0	0	N° of patients transplanted	0	0	0	4	0	0	7	0	135	0	0	145	0	0	18.21	0	OTHERS																	N. of tissue donations	39	5,4	5,4	0,0	0,0	6,2	0,0	1	123	0	0	151	0	0	20	118	Tissue donation PMP	39	5,4	5,4	0,0	0,0	6,2	0,0	0,2	385,4	0	0	15,3	0	0	20	59,4	N° of tissue retrieved	0	0	0	0	1.557	0	0	1	123	0	0	151	0	0	0	118	N° tissue processed (units)	0	0	0	0	0	0	0	0	0	0	0	7	0	0	0	0	N° tissue distributed (units)	0	0	0	0	1.375	0	0	4	0	0	0	5	0	0	24	0	N° tissue imported (units)	28	28	28	0	0	34	0	0	0	0	0	0	0	0	0	0	N° tissue exported (units)	0	0	0	0	0	4	0	0	0	0	0	0	0	0	0	0	N° of tissues transplanted	0	0	0	0	0	4	0	0	0	0	0	0	0	0	0	0	N° of patients transplanted	0	0	0	0	0	4	0	0	0	0	0	0	0	0	60	0																																																																																																																																																																																																																																																																																																																																																																																																																																																																																																																																																																																																																																																																																																																																																																												
N° tissue imported (units)	0	0	0	0	0	0	0	0	2.687	0	0	0	0	0	37.733	0	N° tissue exported (units)	165	165	165	158	0	92	0	32	25	0	0	0	0	0	0	0	N° of tissues transplanted	157	157	157	158	0	33	84	0	2.687	0	0	73	0	0	0	0	N° of patients transplanted	157	157	157	158	0	33	84	0	2.349	0	0	70	0	0	0	0	N° of tissues transplanted	157	157	157	158	0	34	97	0	2.349	0	0	81	0	0	10.10	0	SKIN																	N. of tissue donations	63	12,9	12,9	8	0	65	6	23	233	0	0	25	0	0	517	0	Tissue donation PMP	164,279	164,279	164,279	7,3	0,0	6,2	4,6	4,2	31,5	0	0	22,8	0	0	8,5	0,0	N° of tissue retrieved	57.684	57.684	57.684	16.492	0	174.509	113.609	1.059	438.042	0	0	273	0	0	1.112.425	0	N° tissue processed (units)	0	0	0	13.224	0	170.045	77	1.063	438.042	0	0	33.852	0	0	810.745	0	N° tissue distributed (units)	0	0	0	0	0	0	0	0	7.164	0	0	0	0	0	0	0	N° tissue imported (units)	0	0	0	0	0	1.770	0	0	0	0	0	0	0	0	70	0	N° tissue exported (units)	0	0	0	174	0	0	2	23	330.189	0	0	145	0	0	0	0	N° of tissues transplanted	0	0	0	4	0	0	7	0	135	0	0	134	0	0	0	0	N° of patients transplanted	0	0	0	4	0	0	7	0	135	0	0	145	0	0	18.21	0	OTHERS																	N. of tissue donations	39	5,4	5,4	0,0	0,0	6,2	0,0	1	123	0	0	151	0	0	20	118	Tissue donation PMP	39	5,4	5,4	0,0	0,0	6,2	0,0	0,2	385,4	0	0	15,3	0	0	20	59,4	N° of tissue retrieved	0	0	0	0	1.557	0	0	1	123	0	0	151	0	0	0	118	N° tissue processed (units)	0	0	0	0	0	0	0	0	0	0	0	7	0	0	0	0	N° tissue distributed (units)	0	0	0	0	1.375	0	0	4	0	0	0	5	0	0	24	0	N° tissue imported (units)	28	28	28	0	0	34	0	0	0	0	0	0	0	0	0	0	N° tissue exported (units)	0	0	0	0	0	4	0	0	0	0	0	0	0	0	0	0	N° of tissues transplanted	0	0	0	0	0	4	0	0	0	0	0	0	0	0	0	0	N° of patients transplanted	0	0	0	0	0	4	0	0	0	0	0	0	0	0	60	0																																																																																																																																																																																																																																																																																																																																																																																																																																																																																																																																																																																																																																																																																																																																																																																													
N° tissue exported (units)	165	165	165	158	0	92	0	32	25	0	0	0	0	0	0	0	N° of tissues transplanted	157	157	157	158	0	33	84	0	2.687	0	0	73	0	0	0	0	N° of patients transplanted	157	157	157	158	0	33	84	0	2.349	0	0	70	0	0	0	0	N° of tissues transplanted	157	157	157	158	0	34	97	0	2.349	0	0	81	0	0	10.10	0	SKIN																	N. of tissue donations	63	12,9	12,9	8	0	65	6	23	233	0	0	25	0	0	517	0	Tissue donation PMP	164,279	164,279	164,279	7,3	0,0	6,2	4,6	4,2	31,5	0	0	22,8	0	0	8,5	0,0	N° of tissue retrieved	57.684	57.684	57.684	16.492	0	174.509	113.609	1.059	438.042	0	0	273	0	0	1.112.425	0	N° tissue processed (units)	0	0	0	13.224	0	170.045	77	1.063	438.042	0	0	33.852	0	0	810.745	0	N° tissue distributed (units)	0	0	0	0	0	0	0	0	7.164	0	0	0	0	0	0	0	N° tissue imported (units)	0	0	0	0	0	1.770	0	0	0	0	0	0	0	0	70	0	N° tissue exported (units)	0	0	0	174	0	0	2	23	330.189	0	0	145	0	0	0	0	N° of tissues transplanted	0	0	0	4	0	0	7	0	135	0	0	134	0	0	0	0	N° of patients transplanted	0	0	0	4	0	0	7	0	135	0	0	145	0	0	18.21	0	OTHERS																	N. of tissue donations	39	5,4	5,4	0,0	0,0	6,2	0,0	1	123	0	0	151	0	0	20	118	Tissue donation PMP	39	5,4	5,4	0,0	0,0	6,2	0,0	0,2	385,4	0	0	15,3	0	0	20	59,4	N° of tissue retrieved	0	0	0	0	1.557	0	0	1	123	0	0	151	0	0	0	118	N° tissue processed (units)	0	0	0	0	0	0	0	0	0	0	0	7	0	0	0	0	N° tissue distributed (units)	0	0	0	0	1.375	0	0	4	0	0	0	5	0	0	24	0	N° tissue imported (units)	28	28	28	0	0	34	0	0	0	0	0	0	0	0	0	0	N° tissue exported (units)	0	0	0	0	0	4	0	0	0	0	0	0	0	0	0	0	N° of tissues transplanted	0	0	0	0	0	4	0	0	0	0	0	0	0	0	0	0	N° of patients transplanted	0	0	0	0	0	4	0	0	0	0	0	0	0	0	60	0																																																																																																																																																																																																																																																																																																																																																																																																																																																																																																																																																																																																																																																																																																																																																																																																														
N° of tissues transplanted	157	157	157	158	0	33	84	0	2.687	0	0	73	0	0	0	0	N° of patients transplanted	157	157	157	158	0	33	84	0	2.349	0	0	70	0	0	0	0	N° of tissues transplanted	157	157	157	158	0	34	97	0	2.349	0	0	81	0	0	10.10	0	SKIN																	N. of tissue donations	63	12,9	12,9	8	0	65	6	23	233	0	0	25	0	0	517	0	Tissue donation PMP	164,279	164,279	164,279	7,3	0,0	6,2	4,6	4,2	31,5	0	0	22,8	0	0	8,5	0,0	N° of tissue retrieved	57.684	57.684	57.684	16.492	0	174.509	113.609	1.059	438.042	0	0	273	0	0	1.112.425	0	N° tissue processed (units)	0	0	0	13.224	0	170.045	77	1.063	438.042	0	0	33.852	0	0	810.745	0	N° tissue distributed (units)	0	0	0	0	0	0	0	0	7.164	0	0	0	0	0	0	0	N° tissue imported (units)	0	0	0	0	0	1.770	0	0	0	0	0	0	0	0	70	0	N° tissue exported (units)	0	0	0	174	0	0	2	23	330.189	0	0	145	0	0	0	0	N° of tissues transplanted	0	0	0	4	0	0	7	0	135	0	0	134	0	0	0	0	N° of patients transplanted	0	0	0	4	0	0	7	0	135	0	0	145	0	0	18.21	0	OTHERS																	N. of tissue donations	39	5,4	5,4	0,0	0,0	6,2	0,0	1	123	0	0	151	0	0	20	118	Tissue donation PMP	39	5,4	5,4	0,0	0,0	6,2	0,0	0,2	385,4	0	0	15,3	0	0	20	59,4	N° of tissue retrieved	0	0	0	0	1.557	0	0	1	123	0	0	151	0	0	0	118	N° tissue processed (units)	0	0	0	0	0	0	0	0	0	0	0	7	0	0	0	0	N° tissue distributed (units)	0	0	0	0	1.375	0	0	4	0	0	0	5	0	0	24	0	N° tissue imported (units)	28	28	28	0	0	34	0	0	0	0	0	0	0	0	0	0	N° tissue exported (units)	0	0	0	0	0	4	0	0	0	0	0	0	0	0	0	0	N° of tissues transplanted	0	0	0	0	0	4	0	0	0	0	0	0	0	0	0	0	N° of patients transplanted	0	0	0	0	0	4	0	0	0	0	0	0	0	0	60	0																																																																																																																																																																																																																																																																																																																																																																																																																																																																																																																																																																																																																																																																																																																																																																																																																															
N° of patients transplanted	157	157	157	158	0	33	84	0	2.349	0	0	70	0	0	0	0	N° of tissues transplanted	157	157	157	158	0	34	97	0	2.349	0	0	81	0	0	10.10	0	SKIN																	N. of tissue donations	63	12,9	12,9	8	0	65	6	23	233	0	0	25	0	0	517	0	Tissue donation PMP	164,279	164,279	164,279	7,3	0,0	6,2	4,6	4,2	31,5	0	0	22,8	0	0	8,5	0,0	N° of tissue retrieved	57.684	57.684	57.684	16.492	0	174.509	113.609	1.059	438.042	0	0	273	0	0	1.112.425	0	N° tissue processed (units)	0	0	0	13.224	0	170.045	77	1.063	438.042	0	0	33.852	0	0	810.745	0	N° tissue distributed (units)	0	0	0	0	0	0	0	0	7.164	0	0	0	0	0	0	0	N° tissue imported (units)	0	0	0	0	0	1.770	0	0	0	0	0	0	0	0	70	0	N° tissue exported (units)	0	0	0	174	0	0	2	23	330.189	0	0	145	0	0	0	0	N° of tissues transplanted	0	0	0	4	0	0	7	0	135	0	0	134	0	0	0	0	N° of patients transplanted	0	0	0	4	0	0	7	0	135	0	0	145	0	0	18.21	0	OTHERS																	N. of tissue donations	39	5,4	5,4	0,0	0,0	6,2	0,0	1	123	0	0	151	0	0	20	118	Tissue donation PMP	39	5,4	5,4	0,0	0,0	6,2	0,0	0,2	385,4	0	0	15,3	0	0	20	59,4	N° of tissue retrieved	0	0	0	0	1.557	0	0	1	123	0	0	151	0	0	0	118	N° tissue processed (units)	0	0	0	0	0	0	0	0	0	0	0	7	0	0	0	0	N° tissue distributed (units)	0	0	0	0	1.375	0	0	4	0	0	0	5	0	0	24	0	N° tissue imported (units)	28	28	28	0	0	34	0	0	0	0	0	0	0	0	0	0	N° tissue exported (units)	0	0	0	0	0	4	0	0	0	0	0	0	0	0	0	0	N° of tissues transplanted	0	0	0	0	0	4	0	0	0	0	0	0	0	0	0	0	N° of patients transplanted	0	0	0	0	0	4	0	0	0	0	0	0	0	0	60	0																																																																																																																																																																																																																																																																																																																																																																																																																																																																																																																																																																																																																																																																																																																																																																																																																																																
N° of tissues transplanted	157	157	157	158	0	34	97	0	2.349	0	0	81	0	0	10.10	0	SKIN																	N. of tissue donations	63	12,9	12,9	8	0	65	6	23	233	0	0	25	0	0	517	0	Tissue donation PMP	164,279	164,279	164,279	7,3	0,0	6,2	4,6	4,2	31,5	0	0	22,8	0	0	8,5	0,0	N° of tissue retrieved	57.684	57.684	57.684	16.492	0	174.509	113.609	1.059	438.042	0	0	273	0	0	1.112.425	0	N° tissue processed (units)	0	0	0	13.224	0	170.045	77	1.063	438.042	0	0	33.852	0	0	810.745	0	N° tissue distributed (units)	0	0	0	0	0	0	0	0	7.164	0	0	0	0	0	0	0	N° tissue imported (units)	0	0	0	0	0	1.770	0	0	0	0	0	0	0	0	70	0	N° tissue exported (units)	0	0	0	174	0	0	2	23	330.189	0	0	145	0	0	0	0	N° of tissues transplanted	0	0	0	4	0	0	7	0	135	0	0	134	0	0	0	0	N° of patients transplanted	0	0	0	4	0	0	7	0	135	0	0	145	0	0	18.21	0	OTHERS																	N. of tissue donations	39	5,4	5,4	0,0	0,0	6,2	0,0	1	123	0	0	151	0	0	20	118	Tissue donation PMP	39	5,4	5,4	0,0	0,0	6,2	0,0	0,2	385,4	0	0	15,3	0	0	20	59,4	N° of tissue retrieved	0	0	0	0	1.557	0	0	1	123	0	0	151	0	0	0	118	N° tissue processed (units)	0	0	0	0	0	0	0	0	0	0	0	7	0	0	0	0	N° tissue distributed (units)	0	0	0	0	1.375	0	0	4	0	0	0	5	0	0	24	0	N° tissue imported (units)	28	28	28	0	0	34	0	0	0	0	0	0	0	0	0	0	N° tissue exported (units)	0	0	0	0	0	4	0	0	0	0	0	0	0	0	0	0	N° of tissues transplanted	0	0	0	0	0	4	0	0	0	0	0	0	0	0	0	0	N° of patients transplanted	0	0	0	0	0	4	0	0	0	0	0	0	0	0	60	0																																																																																																																																																																																																																																																																																																																																																																																																																																																																																																																																																																																																																																																																																																																																																																																																																																																																	
SKIN																	N. of tissue donations	63	12,9	12,9	8	0	65	6	23	233	0	0	25	0	0	517	0	Tissue donation PMP	164,279	164,279	164,279	7,3	0,0	6,2	4,6	4,2	31,5	0	0	22,8	0	0	8,5	0,0	N° of tissue retrieved	57.684	57.684	57.684	16.492	0	174.509	113.609	1.059	438.042	0	0	273	0	0	1.112.425	0	N° tissue processed (units)	0	0	0	13.224	0	170.045	77	1.063	438.042	0	0	33.852	0	0	810.745	0	N° tissue distributed (units)	0	0	0	0	0	0	0	0	7.164	0	0	0	0	0	0	0	N° tissue imported (units)	0	0	0	0	0	1.770	0	0	0	0	0	0	0	0	70	0	N° tissue exported (units)	0	0	0	174	0	0	2	23	330.189	0	0	145	0	0	0	0	N° of tissues transplanted	0	0	0	4	0	0	7	0	135	0	0	134	0	0	0	0	N° of patients transplanted	0	0	0	4	0	0	7	0	135	0	0	145	0	0	18.21	0	OTHERS																	N. of tissue donations	39	5,4	5,4	0,0	0,0	6,2	0,0	1	123	0	0	151	0	0	20	118	Tissue donation PMP	39	5,4	5,4	0,0	0,0	6,2	0,0	0,2	385,4	0	0	15,3	0	0	20	59,4	N° of tissue retrieved	0	0	0	0	1.557	0	0	1	123	0	0	151	0	0	0	118	N° tissue processed (units)	0	0	0	0	0	0	0	0	0	0	0	7	0	0	0	0	N° tissue distributed (units)	0	0	0	0	1.375	0	0	4	0	0	0	5	0	0	24	0	N° tissue imported (units)	28	28	28	0	0	34	0	0	0	0	0	0	0	0	0	0	N° tissue exported (units)	0	0	0	0	0	4	0	0	0	0	0	0	0	0	0	0	N° of tissues transplanted	0	0	0	0	0	4	0	0	0	0	0	0	0	0	0	0	N° of patients transplanted	0	0	0	0	0	4	0	0	0	0	0	0	0	0	60	0																																																																																																																																																																																																																																																																																																																																																																																																																																																																																																																																																																																																																																																																																																																																																																																																																																																																																		
N. of tissue donations	63	12,9	12,9	8	0	65	6	23	233	0	0	25	0	0	517	0	Tissue donation PMP	164,279	164,279	164,279	7,3	0,0	6,2	4,6	4,2	31,5	0	0	22,8	0	0	8,5	0,0	N° of tissue retrieved	57.684	57.684	57.684	16.492	0	174.509	113.609	1.059	438.042	0	0	273	0	0	1.112.425	0	N° tissue processed (units)	0	0	0	13.224	0	170.045	77	1.063	438.042	0	0	33.852	0	0	810.745	0	N° tissue distributed (units)	0	0	0	0	0	0	0	0	7.164	0	0	0	0	0	0	0	N° tissue imported (units)	0	0	0	0	0	1.770	0	0	0	0	0	0	0	0	70	0	N° tissue exported (units)	0	0	0	174	0	0	2	23	330.189	0	0	145	0	0	0	0	N° of tissues transplanted	0	0	0	4	0	0	7	0	135	0	0	134	0	0	0	0	N° of patients transplanted	0	0	0	4	0	0	7	0	135	0	0	145	0	0	18.21	0	OTHERS																	N. of tissue donations	39	5,4	5,4	0,0	0,0	6,2	0,0	1	123	0	0	151	0	0	20	118	Tissue donation PMP	39	5,4	5,4	0,0	0,0	6,2	0,0	0,2	385,4	0	0	15,3	0	0	20	59,4	N° of tissue retrieved	0	0	0	0	1.557	0	0	1	123	0	0	151	0	0	0	118	N° tissue processed (units)	0	0	0	0	0	0	0	0	0	0	0	7	0	0	0	0	N° tissue distributed (units)	0	0	0	0	1.375	0	0	4	0	0	0	5	0	0	24	0	N° tissue imported (units)	28	28	28	0	0	34	0	0	0	0	0	0	0	0	0	0	N° tissue exported (units)	0	0	0	0	0	4	0	0	0	0	0	0	0	0	0	0	N° of tissues transplanted	0	0	0	0	0	4	0	0	0	0	0	0	0	0	0	0	N° of patients transplanted	0	0	0	0	0	4	0	0	0	0	0	0	0	0	60	0																																																																																																																																																																																																																																																																																																																																																																																																																																																																																																																																																																																																																																																																																																																																																																																																																																																																																																			
Tissue donation PMP	164,279	164,279	164,279	7,3	0,0	6,2	4,6	4,2	31,5	0	0	22,8	0	0	8,5	0,0	N° of tissue retrieved	57.684	57.684	57.684	16.492	0	174.509	113.609	1.059	438.042	0	0	273	0	0	1.112.425	0	N° tissue processed (units)	0	0	0	13.224	0	170.045	77	1.063	438.042	0	0	33.852	0	0	810.745	0	N° tissue distributed (units)	0	0	0	0	0	0	0	0	7.164	0	0	0	0	0	0	0	N° tissue imported (units)	0	0	0	0	0	1.770	0	0	0	0	0	0	0	0	70	0	N° tissue exported (units)	0	0	0	174	0	0	2	23	330.189	0	0	145	0	0	0	0	N° of tissues transplanted	0	0	0	4	0	0	7	0	135	0	0	134	0	0	0	0	N° of patients transplanted	0	0	0	4	0	0	7	0	135	0	0	145	0	0	18.21	0	OTHERS																	N. of tissue donations	39	5,4	5,4	0,0	0,0	6,2	0,0	1	123	0	0	151	0	0	20	118	Tissue donation PMP	39	5,4	5,4	0,0	0,0	6,2	0,0	0,2	385,4	0	0	15,3	0	0	20	59,4	N° of tissue retrieved	0	0	0	0	1.557	0	0	1	123	0	0	151	0	0	0	118	N° tissue processed (units)	0	0	0	0	0	0	0	0	0	0	0	7	0	0	0	0	N° tissue distributed (units)	0	0	0	0	1.375	0	0	4	0	0	0	5	0	0	24	0	N° tissue imported (units)	28	28	28	0	0	34	0	0	0	0	0	0	0	0	0	0	N° tissue exported (units)	0	0	0	0	0	4	0	0	0	0	0	0	0	0	0	0	N° of tissues transplanted	0	0	0	0	0	4	0	0	0	0	0	0	0	0	0	0	N° of patients transplanted	0	0	0	0	0	4	0	0	0	0	0	0	0	0	60	0																																																																																																																																																																																																																																																																																																																																																																																																																																																																																																																																																																																																																																																																																																																																																																																																																																																																																																																				
N° of tissue retrieved	57.684	57.684	57.684	16.492	0	174.509	113.609	1.059	438.042	0	0	273	0	0	1.112.425	0	N° tissue processed (units)	0	0	0	13.224	0	170.045	77	1.063	438.042	0	0	33.852	0	0	810.745	0	N° tissue distributed (units)	0	0	0	0	0	0	0	0	7.164	0	0	0	0	0	0	0	N° tissue imported (units)	0	0	0	0	0	1.770	0	0	0	0	0	0	0	0	70	0	N° tissue exported (units)	0	0	0	174	0	0	2	23	330.189	0	0	145	0	0	0	0	N° of tissues transplanted	0	0	0	4	0	0	7	0	135	0	0	134	0	0	0	0	N° of patients transplanted	0	0	0	4	0	0	7	0	135	0	0	145	0	0	18.21	0	OTHERS																	N. of tissue donations	39	5,4	5,4	0,0	0,0	6,2	0,0	1	123	0	0	151	0	0	20	118	Tissue donation PMP	39	5,4	5,4	0,0	0,0	6,2	0,0	0,2	385,4	0	0	15,3	0	0	20	59,4	N° of tissue retrieved	0	0	0	0	1.557	0	0	1	123	0	0	151	0	0	0	118	N° tissue processed (units)	0	0	0	0	0	0	0	0	0	0	0	7	0	0	0	0	N° tissue distributed (units)	0	0	0	0	1.375	0	0	4	0	0	0	5	0	0	24	0	N° tissue imported (units)	28	28	28	0	0	34	0	0	0	0	0	0	0	0	0	0	N° tissue exported (units)	0	0	0	0	0	4	0	0	0	0	0	0	0	0	0	0	N° of tissues transplanted	0	0	0	0	0	4	0	0	0	0	0	0	0	0	0	0	N° of patients transplanted	0	0	0	0	0	4	0	0	0	0	0	0	0	0	60	0																																																																																																																																																																																																																																																																																																																																																																																																																																																																																																																																																																																																																																																																																																																																																																																																																																																																																																																																					
N° tissue processed (units)	0	0	0	13.224	0	170.045	77	1.063	438.042	0	0	33.852	0	0	810.745	0	N° tissue distributed (units)	0	0	0	0	0	0	0	0	7.164	0	0	0	0	0	0	0	N° tissue imported (units)	0	0	0	0	0	1.770	0	0	0	0	0	0	0	0	70	0	N° tissue exported (units)	0	0	0	174	0	0	2	23	330.189	0	0	145	0	0	0	0	N° of tissues transplanted	0	0	0	4	0	0	7	0	135	0	0	134	0	0	0	0	N° of patients transplanted	0	0	0	4	0	0	7	0	135	0	0	145	0	0	18.21	0	OTHERS																	N. of tissue donations	39	5,4	5,4	0,0	0,0	6,2	0,0	1	123	0	0	151	0	0	20	118	Tissue donation PMP	39	5,4	5,4	0,0	0,0	6,2	0,0	0,2	385,4	0	0	15,3	0	0	20	59,4	N° of tissue retrieved	0	0	0	0	1.557	0	0	1	123	0	0	151	0	0	0	118	N° tissue processed (units)	0	0	0	0	0	0	0	0	0	0	0	7	0	0	0	0	N° tissue distributed (units)	0	0	0	0	1.375	0	0	4	0	0	0	5	0	0	24	0	N° tissue imported (units)	28	28	28	0	0	34	0	0	0	0	0	0	0	0	0	0	N° tissue exported (units)	0	0	0	0	0	4	0	0	0	0	0	0	0	0	0	0	N° of tissues transplanted	0	0	0	0	0	4	0	0	0	0	0	0	0	0	0	0	N° of patients transplanted	0	0	0	0	0	4	0	0	0	0	0	0	0	0	60	0																																																																																																																																																																																																																																																																																																																																																																																																																																																																																																																																																																																																																																																																																																																																																																																																																																																																																																																																																						
N° tissue distributed (units)	0	0	0	0	0	0	0	0	7.164	0	0	0	0	0	0	0	N° tissue imported (units)	0	0	0	0	0	1.770	0	0	0	0	0	0	0	0	70	0	N° tissue exported (units)	0	0	0	174	0	0	2	23	330.189	0	0	145	0	0	0	0	N° of tissues transplanted	0	0	0	4	0	0	7	0	135	0	0	134	0	0	0	0	N° of patients transplanted	0	0	0	4	0	0	7	0	135	0	0	145	0	0	18.21	0	OTHERS																	N. of tissue donations	39	5,4	5,4	0,0	0,0	6,2	0,0	1	123	0	0	151	0	0	20	118	Tissue donation PMP	39	5,4	5,4	0,0	0,0	6,2	0,0	0,2	385,4	0	0	15,3	0	0	20	59,4	N° of tissue retrieved	0	0	0	0	1.557	0	0	1	123	0	0	151	0	0	0	118	N° tissue processed (units)	0	0	0	0	0	0	0	0	0	0	0	7	0	0	0	0	N° tissue distributed (units)	0	0	0	0	1.375	0	0	4	0	0	0	5	0	0	24	0	N° tissue imported (units)	28	28	28	0	0	34	0	0	0	0	0	0	0	0	0	0	N° tissue exported (units)	0	0	0	0	0	4	0	0	0	0	0	0	0	0	0	0	N° of tissues transplanted	0	0	0	0	0	4	0	0	0	0	0	0	0	0	0	0	N° of patients transplanted	0	0	0	0	0	4	0	0	0	0	0	0	0	0	60	0																																																																																																																																																																																																																																																																																																																																																																																																																																																																																																																																																																																																																																																																																																																																																																																																																																																																																																																																																																							
N° tissue imported (units)	0	0	0	0	0	1.770	0	0	0	0	0	0	0	0	70	0	N° tissue exported (units)	0	0	0	174	0	0	2	23	330.189	0	0	145	0	0	0	0	N° of tissues transplanted	0	0	0	4	0	0	7	0	135	0	0	134	0	0	0	0	N° of patients transplanted	0	0	0	4	0	0	7	0	135	0	0	145	0	0	18.21	0	OTHERS																	N. of tissue donations	39	5,4	5,4	0,0	0,0	6,2	0,0	1	123	0	0	151	0	0	20	118	Tissue donation PMP	39	5,4	5,4	0,0	0,0	6,2	0,0	0,2	385,4	0	0	15,3	0	0	20	59,4	N° of tissue retrieved	0	0	0	0	1.557	0	0	1	123	0	0	151	0	0	0	118	N° tissue processed (units)	0	0	0	0	0	0	0	0	0	0	0	7	0	0	0	0	N° tissue distributed (units)	0	0	0	0	1.375	0	0	4	0	0	0	5	0	0	24	0	N° tissue imported (units)	28	28	28	0	0	34	0	0	0	0	0	0	0	0	0	0	N° tissue exported (units)	0	0	0	0	0	4	0	0	0	0	0	0	0	0	0	0	N° of tissues transplanted	0	0	0	0	0	4	0	0	0	0	0	0	0	0	0	0	N° of patients transplanted	0	0	0	0	0	4	0	0	0	0	0	0	0	0	60	0																																																																																																																																																																																																																																																																																																																																																																																																																																																																																																																																																																																																																																																																																																																																																																																																																																																																																																																																																																																								
N° tissue exported (units)	0	0	0	174	0	0	2	23	330.189	0	0	145	0	0	0	0	N° of tissues transplanted	0	0	0	4	0	0	7	0	135	0	0	134	0	0	0	0	N° of patients transplanted	0	0	0	4	0	0	7	0	135	0	0	145	0	0	18.21	0	OTHERS																	N. of tissue donations	39	5,4	5,4	0,0	0,0	6,2	0,0	1	123	0	0	151	0	0	20	118	Tissue donation PMP	39	5,4	5,4	0,0	0,0	6,2	0,0	0,2	385,4	0	0	15,3	0	0	20	59,4	N° of tissue retrieved	0	0	0	0	1.557	0	0	1	123	0	0	151	0	0	0	118	N° tissue processed (units)	0	0	0	0	0	0	0	0	0	0	0	7	0	0	0	0	N° tissue distributed (units)	0	0	0	0	1.375	0	0	4	0	0	0	5	0	0	24	0	N° tissue imported (units)	28	28	28	0	0	34	0	0	0	0	0	0	0	0	0	0	N° tissue exported (units)	0	0	0	0	0	4	0	0	0	0	0	0	0	0	0	0	N° of tissues transplanted	0	0	0	0	0	4	0	0	0	0	0	0	0	0	0	0	N° of patients transplanted	0	0	0	0	0	4	0	0	0	0	0	0	0	0	60	0																																																																																																																																																																																																																																																																																																																																																																																																																																																																																																																																																																																																																																																																																																																																																																																																																																																																																																																																																																																																									
N° of tissues transplanted	0	0	0	4	0	0	7	0	135	0	0	134	0	0	0	0	N° of patients transplanted	0	0	0	4	0	0	7	0	135	0	0	145	0	0	18.21	0	OTHERS																	N. of tissue donations	39	5,4	5,4	0,0	0,0	6,2	0,0	1	123	0	0	151	0	0	20	118	Tissue donation PMP	39	5,4	5,4	0,0	0,0	6,2	0,0	0,2	385,4	0	0	15,3	0	0	20	59,4	N° of tissue retrieved	0	0	0	0	1.557	0	0	1	123	0	0	151	0	0	0	118	N° tissue processed (units)	0	0	0	0	0	0	0	0	0	0	0	7	0	0	0	0	N° tissue distributed (units)	0	0	0	0	1.375	0	0	4	0	0	0	5	0	0	24	0	N° tissue imported (units)	28	28	28	0	0	34	0	0	0	0	0	0	0	0	0	0	N° tissue exported (units)	0	0	0	0	0	4	0	0	0	0	0	0	0	0	0	0	N° of tissues transplanted	0	0	0	0	0	4	0	0	0	0	0	0	0	0	0	0	N° of patients transplanted	0	0	0	0	0	4	0	0	0	0	0	0	0	0	60	0																																																																																																																																																																																																																																																																																																																																																																																																																																																																																																																																																																																																																																																																																																																																																																																																																																																																																																																																																																																																																										
N° of patients transplanted	0	0	0	4	0	0	7	0	135	0	0	145	0	0	18.21	0	OTHERS																	N. of tissue donations	39	5,4	5,4	0,0	0,0	6,2	0,0	1	123	0	0	151	0	0	20	118	Tissue donation PMP	39	5,4	5,4	0,0	0,0	6,2	0,0	0,2	385,4	0	0	15,3	0	0	20	59,4	N° of tissue retrieved	0	0	0	0	1.557	0	0	1	123	0	0	151	0	0	0	118	N° tissue processed (units)	0	0	0	0	0	0	0	0	0	0	0	7	0	0	0	0	N° tissue distributed (units)	0	0	0	0	1.375	0	0	4	0	0	0	5	0	0	24	0	N° tissue imported (units)	28	28	28	0	0	34	0	0	0	0	0	0	0	0	0	0	N° tissue exported (units)	0	0	0	0	0	4	0	0	0	0	0	0	0	0	0	0	N° of tissues transplanted	0	0	0	0	0	4	0	0	0	0	0	0	0	0	0	0	N° of patients transplanted	0	0	0	0	0	4	0	0	0	0	0	0	0	0	60	0																																																																																																																																																																																																																																																																																																																																																																																																																																																																																																																																																																																																																																																																																																																																																																																																																																																																																																																																																																																																																																											
OTHERS																	N. of tissue donations	39	5,4	5,4	0,0	0,0	6,2	0,0	1	123	0	0	151	0	0	20	118	Tissue donation PMP	39	5,4	5,4	0,0	0,0	6,2	0,0	0,2	385,4	0	0	15,3	0	0	20	59,4	N° of tissue retrieved	0	0	0	0	1.557	0	0	1	123	0	0	151	0	0	0	118	N° tissue processed (units)	0	0	0	0	0	0	0	0	0	0	0	7	0	0	0	0	N° tissue distributed (units)	0	0	0	0	1.375	0	0	4	0	0	0	5	0	0	24	0	N° tissue imported (units)	28	28	28	0	0	34	0	0	0	0	0	0	0	0	0	0	N° tissue exported (units)	0	0	0	0	0	4	0	0	0	0	0	0	0	0	0	0	N° of tissues transplanted	0	0	0	0	0	4	0	0	0	0	0	0	0	0	0	0	N° of patients transplanted	0	0	0	0	0	4	0	0	0	0	0	0	0	0	60	0																																																																																																																																																																																																																																																																																																																																																																																																																																																																																																																																																																																																																																																																																																																																																																																																																																																																																																																																																																																																																																																												
N. of tissue donations	39	5,4	5,4	0,0	0,0	6,2	0,0	1	123	0	0	151	0	0	20	118	Tissue donation PMP	39	5,4	5,4	0,0	0,0	6,2	0,0	0,2	385,4	0	0	15,3	0	0	20	59,4	N° of tissue retrieved	0	0	0	0	1.557	0	0	1	123	0	0	151	0	0	0	118	N° tissue processed (units)	0	0	0	0	0	0	0	0	0	0	0	7	0	0	0	0	N° tissue distributed (units)	0	0	0	0	1.375	0	0	4	0	0	0	5	0	0	24	0	N° tissue imported (units)	28	28	28	0	0	34	0	0	0	0	0	0	0	0	0	0	N° tissue exported (units)	0	0	0	0	0	4	0	0	0	0	0	0	0	0	0	0	N° of tissues transplanted	0	0	0	0	0	4	0	0	0	0	0	0	0	0	0	0	N° of patients transplanted	0	0	0	0	0	4	0	0	0	0	0	0	0	0	60	0																																																																																																																																																																																																																																																																																																																																																																																																																																																																																																																																																																																																																																																																																																																																																																																																																																																																																																																																																																																																																																																																													
Tissue donation PMP	39	5,4	5,4	0,0	0,0	6,2	0,0	0,2	385,4	0	0	15,3	0	0	20	59,4	N° of tissue retrieved	0	0	0	0	1.557	0	0	1	123	0	0	151	0	0	0	118	N° tissue processed (units)	0	0	0	0	0	0	0	0	0	0	0	7	0	0	0	0	N° tissue distributed (units)	0	0	0	0	1.375	0	0	4	0	0	0	5	0	0	24	0	N° tissue imported (units)	28	28	28	0	0	34	0	0	0	0	0	0	0	0	0	0	N° tissue exported (units)	0	0	0	0	0	4	0	0	0	0	0	0	0	0	0	0	N° of tissues transplanted	0	0	0	0	0	4	0	0	0	0	0	0	0	0	0	0	N° of patients transplanted	0	0	0	0	0	4	0	0	0	0	0	0	0	0	60	0																																																																																																																																																																																																																																																																																																																																																																																																																																																																																																																																																																																																																																																																																																																																																																																																																																																																																																																																																																																																																																																																																														
N° of tissue retrieved	0	0	0	0	1.557	0	0	1	123	0	0	151	0	0	0	118	N° tissue processed (units)	0	0	0	0	0	0	0	0	0	0	0	7	0	0	0	0	N° tissue distributed (units)	0	0	0	0	1.375	0	0	4	0	0	0	5	0	0	24	0	N° tissue imported (units)	28	28	28	0	0	34	0	0	0	0	0	0	0	0	0	0	N° tissue exported (units)	0	0	0	0	0	4	0	0	0	0	0	0	0	0	0	0	N° of tissues transplanted	0	0	0	0	0	4	0	0	0	0	0	0	0	0	0	0	N° of patients transplanted	0	0	0	0	0	4	0	0	0	0	0	0	0	0	60	0																																																																																																																																																																																																																																																																																																																																																																																																																																																																																																																																																																																																																																																																																																																																																																																																																																																																																																																																																																																																																																																																																																															
N° tissue processed (units)	0	0	0	0	0	0	0	0	0	0	0	7	0	0	0	0	N° tissue distributed (units)	0	0	0	0	1.375	0	0	4	0	0	0	5	0	0	24	0	N° tissue imported (units)	28	28	28	0	0	34	0	0	0	0	0	0	0	0	0	0	N° tissue exported (units)	0	0	0	0	0	4	0	0	0	0	0	0	0	0	0	0	N° of tissues transplanted	0	0	0	0	0	4	0	0	0	0	0	0	0	0	0	0	N° of patients transplanted	0	0	0	0	0	4	0	0	0	0	0	0	0	0	60	0																																																																																																																																																																																																																																																																																																																																																																																																																																																																																																																																																																																																																																																																																																																																																																																																																																																																																																																																																																																																																																																																																																																																
N° tissue distributed (units)	0	0	0	0	1.375	0	0	4	0	0	0	5	0	0	24	0	N° tissue imported (units)	28	28	28	0	0	34	0	0	0	0	0	0	0	0	0	0	N° tissue exported (units)	0	0	0	0	0	4	0	0	0	0	0	0	0	0	0	0	N° of tissues transplanted	0	0	0	0	0	4	0	0	0	0	0	0	0	0	0	0	N° of patients transplanted	0	0	0	0	0	4	0	0	0	0	0	0	0	0	60	0																																																																																																																																																																																																																																																																																																																																																																																																																																																																																																																																																																																																																																																																																																																																																																																																																																																																																																																																																																																																																																																																																																																																																	
N° tissue imported (units)	28	28	28	0	0	34	0	0	0	0	0	0	0	0	0	0	N° tissue exported (units)	0	0	0	0	0	4	0	0	0	0	0	0	0	0	0	0	N° of tissues transplanted	0	0	0	0	0	4	0	0	0	0	0	0	0	0	0	0	N° of patients transplanted	0	0	0	0	0	4	0	0	0	0	0	0	0	0	60	0																																																																																																																																																																																																																																																																																																																																																																																																																																																																																																																																																																																																																																																																																																																																																																																																																																																																																																																																																																																																																																																																																																																																																																		
N° tissue exported (units)	0	0	0	0	0	4	0	0	0	0	0	0	0	0	0	0	N° of tissues transplanted	0	0	0	0	0	4	0	0	0	0	0	0	0	0	0	0	N° of patients transplanted	0	0	0	0	0	4	0	0	0	0	0	0	0	0	60	0																																																																																																																																																																																																																																																																																																																																																																																																																																																																																																																																																																																																																																																																																																																																																																																																																																																																																																																																																																																																																																																																																																																																																																																			
N° of tissues transplanted	0	0	0	0	0	4	0	0	0	0	0	0	0	0	0	0	N° of patients transplanted	0	0	0	0	0	4	0	0	0	0	0	0	0	0	60	0																																																																																																																																																																																																																																																																																																																																																																																																																																																																																																																																																																																																																																																																																																																																																																																																																																																																																																																																																																																																																																																																																																																																																																																																				
N° of patients transplanted	0	0	0	0	0	4	0	0	0	0	0	0	0	0	60	0																																																																																																																																																																																																																																																																																																																																																																																																																																																																																																																																																																																																																																																																																																																																																																																																																																																																																																																																																																																																																																																																																																																																																																																																																					

PRELIMINARY DATA ON TISSUES - YEAR 2015

Country Population (Font: eurostat)	EUROPEAN UNION COUNTRIES											OTHER COUNTRIES				
	LITHUANIA	LUXEMBOURG	MALTA	NETHERLANDS	POLAND	PORTUGAL	ROMANIA	SLOVAKIA	SLOVENIA	SPAIN	SWEDEN	UNITED KINGDOM	MACEDONIA	MOLDOVA	NORWAY	TURKEY
	2.921.262	562.958	429.344	16.900.726	38.000.5614	10.374.822	19.870.647	5.421.349	2.062.874	46.449.565	9.747.355	6.487.5165	2.069.172	3.555.159	5.166.493	77.695.904
TYPE OF TISSUE	NO DATA															
OCULAR TISSUE	N. of tissue donations	7	1.590	545	0	45	0	57	3.600	602	5.435	NO DATA	21	126	NO DATA	
	Tissue donation PMP	16,3	94,1	52,5	0,0	2,3	0,0	27,6	77,5	61,8	83,8		5,9	24,4		
	N° of tissue processed (units)	14	3.288	1.053	0	89	247	111	7.105	1.203	10.870		40	203		
	N° of tissue distributed (units)	14	1.462	1.042	0	250	250	111	5.492	1.203	6.994		40	177		
	N° of tissue imported (units)	0	1.460	731	0	161	161	86	3.735	829	4.223		20	121		
	N° of tissue exported (units)	0	0	194	0	35	0	0	223	0	334		0	178		
	N° of tissues transplanted	0	256	0	0	0	0	0	0	0	481		0	1		
	N° of patients transplanted	48	1.473	941	0	124	199	86	3.876	902	NA		19	247		
	N° of tissues transplanted	45	1.463	934	0	124	199	86	0	814	NA		17	241		
	N° of patients transplanted	48	1.476	945	0	124	199	86	3.860	829	NA		19	251		
BLOOD VESSEL	N. of tissue donations	0	43	1	0	0	1	46	152	179	727		0	0		
	Tissue donation PMP	0,0	2,5	0,1	0,0	0,0	0,2	22,3	3,3	18,4	11,2		0,0	0,0		
	N° of tissue processed (units)	0	79	0	0	0	4	46	375	235	727		0	0		
	N° of tissue distributed (units)	0	79	0	0	0	3	46	376	235	727		0	0		
	N° of tissue imported (units)	0	24	0	0	0	1	25	183	18	803		0	0		
	N° of tissue exported (units)	0	0	0	0	0	0	0	0	0	883		0	0		
	N° of tissues transplanted	0	26	0	0	0	1	25	106	18	NA		0	0		
	N° of patients transplanted	0	26	0	0	0	1	25	0	12	NA		0	0		
	N° of tissues transplanted	0	26	0	0	0	1	25	91	12	126		0	0		
CARDIAC TISSUE	N. of tissue donations	0	174	35	0	0	7	220	153	685	685		0	0		
	Tissue donation PMP	0,0	10,3	3,4	0,0	0,0	1,3	47,0	15,7	106,6	106,6		0,0	0,0		
	N° of tissue processed (units)	0	374	55	0	0	13	399	347	685	685		0	0		
	N° of tissue distributed (units)	0	374	55	0	0	13	395	387	685	685		0	0		
	N° of tissue imported (units)	0	87	13	0	0	4	189	208	387	387		0	0		
	N° of tissue exported (units)	0	0	0	0	0	0	0	0	0	334		0	0		
	N° of tissues transplanted	0	16	0	0	0	0	91	0	0	481		0	0		
	N° of patients transplanted	0	87	12	0	0	4	69	208	208	NA		0	0		
	N° of tissues transplanted	0	86	11	0	0	4	0	206	NA	NA		0	0		
	N° of patients transplanted	0	86	11	0	0	4	0	69	207	401		0	0		
MUSCULOSKELETAL	N. of tissue donations	39	3.197	44	44	385	492	0	2.647	1.618	6.926		26	312		
	Tissue donation PMP	13,4	189,2	4,2	4,2	19,4	90,8	0,0	57,0	166,0	106,8		7,3	60,4		
	N° of tissue processed (units)	39	3.958	263	263	442	3.300	0	20.469	1.600	6.926		51	154		
	N° of tissue distributed (units)	0	4.219	365	365	204	3.435	143	23.335	0	4.064		254	266		
	N° of tissue imported (units)	0	3.966	272	84	3.604	84	84	17.189	0	27.700		323	151		
	N° of tissue exported (units)	0	70	142	56	0	0	0	440	0	34.930		0	5		
	N° of tissues transplanted	0	5.128	0	0	3.136	0	100	16.186	1.077	35.305		0	0		
	N° of patients transplanted	0	4.616	418	384	306	468	100	0	1.056	NA		251	276		
	N° of tissues transplanted	0	4.347	300	279	279	279	100	0	1.056	NA		135	256		
	N° of patients transplanted	0	0	300	306	306	279	100	11.274	1.050	12.519		135	241		
PLACENTA/AMNIOTIC MEMBRANE	N. of tissue donations	12	0	0	10	0	31	0	76	7	0		18	0		
	Tissue donation PMP	4,1	0,1	0,0	1,0	0,0	5,7	0,0	1,6	0,7	0,0		18	0,0		
	N° of tissue processed (units)	12	0	0	10	0	31	0	1,877	421	0		18	9		
	N° of tissue distributed (units)	61	3	0	128	0	12.533	32	2.149	431	53		10.149	185		
	N° of tissue imported (units)	56	117	0	156	0	18.330	39	1.461	307	858		6.717	180		
	N° of tissue exported (units)	0	2	0	0	0	0	0	14	0	444		0	54		
	N° of tissues transplanted	56	0	0	0	0	0	0	0	0	858		0	0		
	N° of patients transplanted	55	19	0	169	0	329	33	1.551	311	NA		84	66		
	N° of tissues transplanted	56	18	0	151	0	239	33	0	258	NA		59	58		
	N° of patients transplanted	56	19	0	160	0	291	33	1.458	311	315		63	64		
SKIN	N. of tissue donations	0	464	0	0	19	12	10	234	68	907		7	0		
	Tissue donation PMP	0,0	27,5	0,0	0,0	1,0	2,2	4,8	5,0	7,0	14,0		2,0	0,0		
	N° of tissue processed (units)	0	2.026.500	0	0	37.450	46.777	1.300	519.617	64.671	907		16.659	0		
	N° of tissue distributed (units)	0	2.026.500	0	0	37.450	46.855	98	532.717	64.643	649		16.797	0		
	N° of tissue imported (units)	0	1.500	0	29	4.000	0	0	337.011	62	3.901		9.433	0		
	N° of tissue exported (units)	0	114	0	0	0	0	0	0	9.114	3.161		0	0		
	N° of tissues transplanted	0	15.140	0	0	31.200	47	31	159.325	62	4816		0	0		
	N° of patients transplanted	0	513	0	29	14	28	31	162.300	62	NA		0	0		
	N° of tissues transplanted	0	77	0	10	14	15	31	0	34	NA		22	0		
	N° of patients transplanted	0	0	0	10	14	25	31	44	62	1.090		23	0		
OTHERS	N. of tissue donations	15	124	0	0	0	164	20	0	9	4.542		1	0		
	Tissue donation PMP	5,1	7,3	0,0	0,0	0,0	30,3	9,7	0,0	0,9	70,0		0,3	0,0		
	N° of tissue processed (units)	15	210	0	0	0	301	20	0	3	4.542		1	0		
	N° of tissue distributed (units)	78	47	0	0	18	14	82	0	0	7.095		1	103		
	N° of tissue imported (units)	0	5.632	0	0	0	0	0	0	0	8.908		0	0		
	N° of tissue exported (units)	0	4	0	0	0	0	0	0	0	1.502		0	0		
	N° of tissues transplanted	28	518	0	0	0	97	82	0	0	NA		0	0		
	N° of patients transplanted	15	518	0	0	0	31	82	0	0	NA		0	0		
	N° of tissues transplanted	28	518	0	0	0	31	82	0	0	0		0	0		

PRELIMINARY DATA ON TISSUES - YEAR 2015

LATINAMERICAN COUNTRIES

Country	ARGENTINA	BRAZIL	CHILI	COLOMBIA	COSTA RICA	CUBA	DOMINICANA	ECUADOR	GUATEMALA	HONDURAS	MEXICO	PANAMA	PARAGUAY	PERU	URUGUAY	VENEZUELA
<i>Population (Font: UNFPA state of world population, 2015 - Million)</i>	43,4	207,8	17,9	48,2	4,8	11,4	10,5	16,1	16,3	8,1	127,0	3,9	6,6	31,4	3,4	31,1
TYPE OF TISSUE	NO DATA NO DATA NO DATA NO DATA NO DATA NO DATA NO DATA NO DATA NO DATA NO DATA NO DATA NO DATA NO DATA NO DATA NO DATA															
OCULAR TISSUE	NO DATA NO DATA NO DATA NO DATA NO DATA NO DATA NO DATA NO DATA NO DATA NO DATA NO DATA NO DATA NO DATA NO DATA NO DATA															
N. of tissue donations	1.213	14.941	0	0	0	0	0	110	0	0	3.450	0	62	358	117	57
Tissue donation PMP	27,9	71,9	0,0	0,0	0,0	0,0	0,0	6,8	0,0	0,0	27,2	0,0	9,4	11,4	34,4	1,8
N° of tissue retrieved	2.399	27.223	0	0	0	0	0	137	0	0	3.450	0	62	414	291	112
N° of tissues transplanted	1.751	13.793	0	0	0	0	0	116	0	0	3.473	0	62	414	265	108
N° of patients transplanted	1.703	0	0	0	0	0	0	116	0	0	3.473	0	62	414	242	108
N° of transplants	1.751	13.793	0	0	0	0	0	116	0	0	3.473	0	62	414	0	108
BLOOD VESSEL	NO DATA NO DATA NO DATA NO DATA NO DATA NO DATA NO DATA NO DATA NO DATA NO DATA NO DATA NO DATA NO DATA NO DATA NO DATA															
N. of tissue donations	0	1	0	0	0	0	0	0	0	0	0	0	0	0	8	0
Tissue donation PMP	0,0	0,0	0,0	0,0	0,0	0,0	0,0	0,0	0,0	0,0	0,0	0,0	0,0	0,0	2,4	0,0
N° of tissue retrieved	0	1	0	0	0	0	0	0	0	0	0	0	0	0	15	0
N° of tissues transplanted	0	0	0	0	0	0	0	0	0	0	0	0	0	0	16	0
N° of patients transplanted	0	0	0	0	0	0	0	0	0	0	0	0	0	0	12	0
N° of transplants	0	0	0	0	0	0	0	0	0	0	0	0	0	0	0	0
CARDIAC TISSUE	NO DATA NO DATA NO DATA NO DATA NO DATA NO DATA NO DATA NO DATA NO DATA NO DATA NO DATA NO DATA NO DATA NO DATA NO DATA															
N. of tissue donations	232	192	0	0	0	0	0	0	0	0	8	0	0	0	0	0
Tissue donation PMP	5,3	0,9	0,00	0,00	0,00	0,00	0,00	0,00	0,00	0,00	0,1	0,00	0,00	0,00	0,00	0,0
N° of tissue retrieved	405	180	0	0	0	0	0	0	0	0	8	0	0	0	0	0
N° of tissues transplanted	179	154	0	0	0	0	0	0	0	0	2	0	0	0	3	0
N° of patients transplanted	166	0	0	0	0	0	0	0	0	0	2	0	0	0	2	0
N° of transplants	179	154	0	0	0	0	0	0	0	0	2	0	0	0	0	0
MUSCULOSKELETAL	NO DATA NO DATA NO DATA NO DATA NO DATA NO DATA NO DATA NO DATA NO DATA NO DATA NO DATA NO DATA NO DATA NO DATA NO DATA															
N. of tissue donations	133	1.396	0	0	0	0	0	296	0	0	324	0	0	0	17	0
Tissue donation PMP	3,1	6,7	0,0	0,0	0,0	0,0	0,0	18,4	0,0	0,0	2,6	0,0	0,0	0,0	5,0	0,0
N° of tissue retrieved	10.027	17.683	0	0	0	0	0	296	0	0	324	0	0	0	26	0
N° of tissues transplanted	4.114	19.461	0	0	0	0	0	154	0	0	0	0	0	0	725	0
N° of patients transplanted	2.486	0	0	0	0	0	0	129	0	0	0	0	0	0	130	0
N° of transplants	4.114	0	0	0	0	0	0	129	0	0	0	0	0	0	0	0
PLACENTA/AMNIOTIC MEMBRANE	NO DATA NO DATA NO DATA NO DATA NO DATA NO DATA NO DATA NO DATA NO DATA NO DATA NO DATA NO DATA NO DATA NO DATA NO DATA															
N. of tissue donations	0	0	0	0	0	0	0	18	0	0	0	0	0	0	58	0
Tissue donation PMP	0,0	0,0	0,0	0,0	0,0	0,0	0,0	1,1	0,0	0,0	0,0	0,0	0,0	0,0	17,1	0,0
N° of tissue retrieved	0	0	0	0	0	0	0	390	0	0	0	0	0	0	35	0
N° of tissues transplanted	0	0	0	0	0	0	0	188	0	0	0	0	0	0	501	0
N° of patients transplanted	0	0	0	0	0	0	0	114	0	0	0	0	0	0	53	0
N° of transplants	0	0	0	0	0	0	0	114	0	0	0	0	0	0	0	0
SKIN	NO DATA NO DATA NO DATA NO DATA NO DATA NO DATA NO DATA NO DATA NO DATA NO DATA NO DATA NO DATA NO DATA NO DATA NO DATA															
N. of tissue donations	42	184	0	0	0	0	0	1	0	0	53	0	0	0	50	0
Tissue donation PMP	1,0	0,9	0,0	0,0	0,0	0,0	0,0	0,1	0,0	0,0	0,4	0,0	0,0	0,0	14,7	0,0
N° of tissue retrieved (cm ²)	42	72.948	0	0	0	0	0	1.945	0	0	0	0	0	0	83.050	0
N° of tissues transplanted	0	63.946	0	0	0	0	0	0	0	0	0	0	0	0	940	0
N° of patients transplanted	0	0	0	0	0	0	0	1	0	0	0	0	0	0	24	0
N° of transplants	0	63.946	0	0	0	0	0	1	0	0	0	0	0	0	0	0
OTHERS	NO DATA NO DATA NO DATA NO DATA NO DATA NO DATA NO DATA NO DATA NO DATA NO DATA NO DATA NO DATA NO DATA NO DATA NO DATA															
N. of tissue donations	0	0	0	0	0	0	0	0	0	0	7	0	0	0	22	0
Tissue donation PMP	0,0	0,0	0,0	0,0	0,0	0,0	0,0	0,0	0,0	0,0	0,1	0,0	0,0	0,0	6,5	0,0
N° of tissue retrieved	0	0	0	0	0	0	0	0	0	0	0	0	0	0	32	0
N° of tissues transplanted	0	0	0	0	0	0	0	0	0	0	2	0	0	0	5	0
N° of patients transplanted	0	0	0	0	0	0	0	0	0	0	2	0	0	0	5	0
N° of transplants	0	0	0	0	0	0	0	0	0	0	2	0	0	0	0	0

PRELIMINARY DATA ON HPC CELLS - YEAR 215

EUROPEAN UNION COUNTRIES

Country	AUSTRIA	BELGIUM	BULGARIA	CROATIA	CYPRUS	CZECH REPUBLIC	DENMARK	ESTONIA	FINLAND	FRANCE	GERMANY	GREECE	HUNGARY	IRELAND	ITALY	
<i>Population (Font: eurostat)</i>	8.576.261	11.258.434	7.202.198	4.225.316	847.008	10.538.275	5.659.715	1.313.271	5.471.753	66.415.161	81.197.537	10.858.018	9.855.571	4.628.949	60.795.612	
CATEGORY OF DATA	NO DATA		NO DATA		NO DATA		NO DATA		NO DATA		NO DATA		NO DATA		NO DATA	
TYPE OF DATA	NO DATA		NO DATA		NO DATA		NO DATA		NO DATA		NO DATA		NO DATA		NO DATA	
POTENTIAL DONATION AND SEARCHING IN THE NATIONAL REGISTRIES																
N° of potential donors at 31.12	0	43.703	136.108	88.163	0	31.164	248.671	0	31.164	248.671	0	0	0	0	361.413	
N° of coord blood unit at 31.12	0	3.016	3.294	4.159	0	3.345	34.115	0	3.345	34.115	0	35.838	0	0	33.450	
N° of searches requested	0	510	22.292	42.159	0	25.030	0	0	25.030	0	0	0	0	0	3.312	
N° of unrelated donation	0	0	46	216	0	1.309	0	0	1.309	0	0	0	0	0	781	
DONATION																
N° of donation – Autologous	97	548	0	0	0	239	3.304	0	239	3.304	0	0	0	0	4.504	
N° of donation – Allogenic	7	1.668	60	34	6	0	1.340	0	0	1.340	0	0	0	0	19.577	
N° of donation – Allogenic, related	7	42	16	0	6	0	923	0	0	923	0	0	0	0	1.789	
N° of donation – Allogenic, unrelated	0	1.626	44	34	0	0	417	0	0	417	0	0	0	0	17.788	
BANKING OF CORD BLOOD																
N° of unrelated coord blood units collected	0	1.611	1.873	88	0	0	910	0	0	910	0	0	0	0	17.595	
N° of unrelated coord blood units distributed	0	0	2	1	0	4	229	0	4	229	0	0	0	0	0	
N° of unrelated coord blood units at 31.12	0	3.231	3.294	5.549	0	3.345	34.115	0	3.345	34.115	0	0	0	0	39.845	
N° of related coord blood units collected	0	12	3.288	10	0	0	0	0	0	0	0	0	0	0	239	
N° of related coord blood units distributed	0	0	0	0	0	0	0	0	0	0	0	0	0	0	0	
N° of related coord blood units at 31.12	0	196	20.498	172	0	0	0	0	0	0	0	0	0	0	3.727	
TRANSPLANT																
N° of transplants – Autologous	84	177	18	454	39	0	3.135	0	0	3.135	0	250	0	0	3.055	
N° of patients transplanted – Autologous	76	112	18	348	0	0	3.023	0	0	3.023	0	255	0	0	2.426	
N° of transplants – Allogenic	13	75	0	264	22	0	1.964	0	0	1.964	0	116	0	0	1.733	
N° of patients transplanted – Allogenic	13	75	0	243	0	0	921	0	0	921	0	43	0	0	1.619	
N° of transplants – Allogenic, related	7	30	0	68	6	0	42	0	0	42	0	42	0	0	998	
N° of patients transplanted – Allogenic, related	7	30	0	64	0	0	1.043	0	0	1.043	0	42	0	0	913	
N° of transplants – Allogenic, unrelated	6	45	0	196	16	0	73	0	0	73	0	73	0	0	735	
N° of patients transplanted – Allogenic, unrelated	6	45	0	179	0	0	72	0	0	72	0	72	0	0	706	

PRELIMINARY ON HPC CELLS - YEAR 2015

Country	MEMBER STATES OF THE EUROPEAN UNION											OTHER COUNTRIES			
	LATVIA	LITHUANIA	LUXEMBOURG	MALTA	NETHERLANDS	POLAND	PORTUGAL	ROMANIA	SLOVAKIA	SLOVENIA	SPAIN	SWEDEN	UNITED KINGDOM	MOLDOVA	NORWAY
Population (Font: eurostat)	1,986,096	2,921,262	562,958	429,344	16,900,726	38,005,614	10,374,822	19,870,647	5,421,349	2,062,874	46,449,565	9,747,355	64,875,165	3,555,159	5,166,493
CATEGORY OF DATA	NO DATA											*			
POTENTIAL DONATION AND SEARCHING IN THE NATIONAL REGISTRIES															
N° of potential donors at 31.12	10,738	0	0	0	81,672		385,323	13,288	6,764	16,293	200,678	NA	NA	NE	33,730
N° of cord blood unit at 31.12	1,341	0	0	0	3,648		9,157	17,458	1,730	343	62,407	NA	NA	NE	0
N° of searches requested	87	0	0	0	613		2,685	221	22,191	228	2,563	NA	NA	NE	0
N° of unrelated donation	46	0	0	0	448		147	37	48	0	667	NA	NA	NE	0
N° of donation – Autologous	254	0	0	0	3,922		450	5,149	4,396	0	1,880	701	701	NE	35
N° of donation – Allogenic	21	0	0	0	190		1,597	28	70	0	1,022	501	501	NE	78
N° of donation – Allogenic, related	13	0	0	0	143		83	20	59	0	732	119	119	NE	34
N° of donation – Allogenic, unrelated	8	0	0	0	47		1,514	8	11	0	290	382	382	NE	44
BANKING of CORD BLOOD															
N° of unrelated cord blood units collected	0	0	0	0	1,713		1,405	2,740	14	0	2,573	319	319	NE	0
N° of unrelated cord blood units distributed	0	0	0	0	99		3	0	0	0	247	10	10	NE	0
N° of unrelated cord blood units at 31.12	0	0	0	0	0		9,160	11,426	2	0	62,407	4,491	4,491	NE	0
N° of related cord blood units collected	120	0	0	0	6		0	8,593	24	0	1	2	2	NE	103
N° of related cord blood units distributed	42	0	0	0	3		1	0	2	0	1	0	0	NE	0
N° of related cord blood units at 31.12	1,098	0	0	0	0		145	101,404	22	0	0	16	16	NE	871
TRANSPLANT															
N° of transplants – Autologous	143	0	0	0	2,859		391	163	154	0	1,880	562	562	NE	0
N° of patients transplanted – Autologous	101	0	0	0	812		374	159	114	0	0	524	524	NE	0
N° of transplants – Allogenic	60	0	0	0	620		163	96	85	0	1,188	295	295	NE	81
N° of patients transplanted – Allogenic	57	0	0	0	523		152	95	73	0	0	278	278	NE	80
N° of transplants – Allogenic, related	16	0	0	0	156		79	31	34	0	732	114	114	NE	0
N° of patients transplanted – Allogenic, related	13	0	0	0	131		73	30	31	0	0	102	102	NE	0
N° of transplants – Allogenic, unrelated	44	0	0	0	464		84	65	51	0	456	181	181	NE	81
N° of patients transplanted – Allogenic, unrelated	44	0	0	0	392		79	65	42	0	0	176	176	NE	80

PRELIMINARY DATA ON HPC CELLS - YEAR 2015

LATINAMERICAN COUNTRIES

Country	ARGENTINA	BRAZIL	CHILE	COLOMBIA	COSTA RICA	CUBA	DOMINICAN REP.	ECUADO	GUATEMALA	HONDURAS	MEXICO	PANAMA	PERU	PARAGUAY	URUGUAY	VENEZUELA
Population (Font: UNFPA, state of world population, 2015 - Million)	43,4	207,8	17,9	48,2	4,8	11,4	10,5	16,1	16,3	8,1	127,0	3,9	31,4	6,6	3,4	31,1

CATEGORY OF DATA	TYPE OF DATA	NO DATA	NO DATA	NO DATA	NO DATA	NO DATA	NO DATA	NO DATA	NO DATA	NO DATA	NO DATA	NO DATA	NO DATA	NO DATA	NO DATA	NO DATA		
POTENTIAL DONATION AND SEARCHING IN THE NATIONAL REGISTRIES	N° of potential donors at 31.12	74.054	3.830.316	0	0	0	0	0	0	0	0	0	0	0	0	768	0	
	N° of coord blood unit at 31.12	2.840	14.305	0	0	0	0	0	0	0	0	0	0	0	0	0	0	0
	N° of searches requested	784	13.110	0	0	0	0	0	0	0	0	0	0	0	0	48	0	0
	N° of unrelated donation	0	0	0	0	0	0	0	0	0	0	0	0	0	0	0	0	0
BANKING of CORD BLOOD	N° of unrelated coord blood units at 31.12	0	0	0	0	0	0	0	0	0	0	0	0	0	0	0	0	0
	N° of related coord blood units at 31.12	0	0	0	0	0	0	0	0	0	0	0	0	0	0	0	0	0
TRANSPLANT	N° of transplants - Autologous	566	1.082	0	0	27	0	0	0	0	0	33	95	12	77	0	0	
	N° of patients transplanted - Autologous	566	0	0	0	25	0	0	0	0	0	33	0	12	77	0	0	
	N° of transplants - Allogenic	376	629	0	0	23	0	0	0	0	0	57	83	24	27	0	0	
	N° of patients transplanted - Allogenic	375	0	0	0	23	0	0	0	0	0	57	0	24	27	0	0	
	N° of transplants - Allogenic, related	263	452	0	0	23	0	0	0	0	0	12	83	12	20	0	0	
	N° of patients transplanted - Allogenic, related	263	0	0	0	23	0	0	0	0	0	12	0	12	20	0	0	
	N° of transplants - Allogenic, unrelated	113	177	0	0	0	0	0	0	0	0	45	0	12	7	0	0	
N° of patients transplanted - Allogenic, unrelated	112	0	0	0	0	0	0	0	0	0	45	0	12	7	0	0		

Global Observatory On Donation And Transplantation



The **Global Observatory on Donation and Transplantation (GODT)** database was devised as result of the inability to estimate the donation and transplantation practices all over the world. That reality led the World Health Assembly to request, for first time in 2004, the collection of global data on the practices, safety, quality, efficacy, epidemiology and ethical issues of allogeneic transplantation. The global database was therefore created to accomplish these requirements under the signed agreement between the World Health Organization (WHO) and the Spanish Ministry of Health.

As with the Newsletter Transplant, the collection of data is done through the Spanish National Organization of Transplants (ONT). In addition, the ONT hosts, manages, coordinates and maintains the entire database and the web platform that enables the access to the donation and transplantation figures. The **GODT** is running since 2007, providing information on organ donation and transplantation practices.

“The GODT is being possible thanks to the collaboration with the network of health authorities and officially designated focal points. It is the result of their valuable contribution to providing annual data”.

The availability of this information is recognised as a prerequisite to ensure transparency and equity in donation and transplantation and to monitor transplant systems in countries.

The GODT has always been connected to the Newsletter Transplant of the Council of Europe database and other international data collection sources, such as that from Latin American countries, to avoid duplication of efforts. The collective data fed onto the GODT constitutes the best and only reliable form of official global data available.

Currently, this database represents the most comprehensive source of worldwide data derived from official sources.

After several years of running the database and the website, some limited capabilities were observed. Aiming at solving those matters, the ONT designed a project to remodel the **GODT** database and revamp the website, in order to ensure wide accessibility to the invaluable data collected annually in a friendly manner.

The newly revamped **GODT** website is more intuitive and dynamic, and it focuses the interest on the database and the relevant documents, allowing a rapid and easy access to all pieces of information about countries:

Facts, individual figures compared with regional and global estimates, charts, bar charts and global maps, are some of the possibilities that the **GODT** provides to users.

Visit the **GODT** website at: <http://www.transplant-observatory.org/>

WHO-ONT

The global database on donation and transplantation represents the most comprehensive source to date of worldwide data concerning activities in organ donation and transplantation derived from official sources, as well as information on legal and organizational aspects.

The main direct collaboration between WHO and ONT has been focused on this collection of global data, which lead to the joint ONT-WHO Global Observatory on Donation and Transplantation.

[READ MORE...](#)

119,873

ORGANS TRANSPLANTED ANNUALLY (2014)

1.81%

OF INCREASE OVER 2013

27,397

ACTUAL DECEASED ORGAN DONORS IN 2014

13.6

TRANSPLANTS/HOUR IN 2014

41.60%

OF LIVING KIDNEY TRANSPLANTS (2014)

9.30%

OF ACTUAL DCD (2014)

20%

OF LIVING LIVER TRANSPLANTS (2014)



Global distribution of countries with legal frameworks for organ donation and / or transplantation

Legend:
 - Green: Countries with any legal requirement covering the organ donation and/or transplantation donation of live and/or deceased persons.
 - Orange: Countries with no legal requirements in place.
 - White: Data not available.
 - Grey: Not applicable.
 * data from the Global Observatory on Donation and Transplantation

The boundaries and names shown and the designations used on this map do not imply the expression of any opinion whatsoever on the part of the World Health Organization concerning the legal status of any country, territory, city or area or of its authorities, or concerning the delimitation of its frontiers or boundaries. Dotted and dashed lines on maps represent approximate border lines for which there may not yet be full agreement.
 Data Source: Global Observatory on Donation & Transplantation. Map Production: Information Evidence and Research (IER) World Health Organization ©WHO 2016. All rights reserved.



DATA



DOCUMENTS

HIGHLIGHTS



NEWSPLETTER TRANSPLANT 2015



Members of the European Committee (Partial Agreement) on Organ Transplantation (CD-P-TO)(15/07/2016)

Chair

HAASE-KROMWIJK Bernadette

Vice-Chair

PORTA Eliana

Members

AUSTRIA

MUEHLBACHER Ferdinand
FATTINGER Bernhard
WOREL Nina

BELGIUM

COLENBIE Luc
MUYLLE Ludo

BULGARIA

GICHEVA Maria
DOITCHINOVA-SIMEONOVA Maryana
AVRAMOVA Boryana

CROATIA

BUSIC Mirela
ANUSIC JURICIC Martina
GOBULIC CEPULIC Branka

CYPRUS

HADJIGAVRIEL Michalis

CZECH REPUBLIC

ADAMEC Miloš

DENMARK

ILKJAER Lars

ESTONIA

DMITRIEV Peeter
KAARE Ain

FINLAND

MAKISALO Heikki

FRANCE

LAOUABDIA-SELLAMI Karim
TESKRAT Fewzi

GERMANY

SIEPMANN Claudia
SCHLEICHER Christina
RAHMEL Axel
TONJES Ralf Reinhard

GREECE

MPOLETIS Ioannis

HUNGARY

MIHALY Sandor

ICELAND

HEIMISDOTTIR Jorlaug

IRELAND

EGAN Jim
SHERIDAN Gerard

ITALY

NANNI COSTA Alessandro
COZZI Emanuele
CARELLA Claudia
MORRESI Assunta

LATVIA

JUSINSKIS Janis
LEJNIECE Sandra

LUXEMBURG

JOME Laurent

MALTA

ZARB ADAMI Joseph
ABELA Carmel
CALLEJA Paul

MONTENEGRO

RATKOVIC Marina

NORWAY

OYEN Ole

NETHERLANDS

BOKHORST Arlinke

POLAND

DANIELEWICZ Roman
KAMINSKI Artur

PORTUGAL

FRANCA Ana
BOLOTINHA Catarina

ROMANIA

ZOTA Victor
TURCU Rosana Maria Cristina

SERBIA

LONCAR Zlatibor

SLOVAK REPUBLIC

ZILINSKA Zuzana

SLOVENIA

AVSEC Danica

SPAIN

MATESANZ Rafael
DOMINGUEZ-GIL Beatriz
MARAZUELA Rosario

SWEDEN

FRANZEN Carin
STROM Helena

SWITZERLAND

MOREL Philippe
VOLZ Alexandra
IMMER Franz

TURKEY

AYDIN Mehmet Ali
ATES Utku

UKRAINE

NYKONENKO Oleksandr
SOBOKAR Vitaliy

UNITED KINGDOM

NORMAN Triona

Observers

ARMENIA

SARKISSIAN Ashot
DAGHBASHYAN Smbat (TC)

BELARUS

RUMO Aleh

CANADA

AGBANYO Francisca

DH-BIO (BIOETHICS COMMITTEE, COUNCIL OF EUROPE)

HALILA Ritva

DTI FOUNDATION

MANYALICH Marti

EATB (EUROPEAN ASSOCIATION OF TISSUE BANKS)

JASHARI Ramadan

ESOT (EUROPEAN SOCIETY FOR ORGAN TRANSPLANTATION)

FORSYTHE John

BERNEY Thierry

EUROPEAN COMMISSION

LE-BORGNE H el ene

FEHILY Deirdre

EUROTRANSPLANT

BRANGER Peter

GEORGIA

TOMADZE Gia

HOLY SEE

Mgr RALLO Vito

ISRAEL

ASHKENAZI Tamar

MOLDOVA

CODREANU Igor

RUSSIAN FEDERATION

GABBASOVA Lyalya

NIKOLAEV German

SAT (SOUTH-EUROPE ALLIANCE FOR TRANSPLANTS)

CHATZIXIROU Efstratios

SCANDIATRANSPLANT

HOCKERSTEDT Krister

TTS (THE TRANSPLANTATION SOCIETY)

DELMONICO Francis

KUYPERS Dirk

UNOS (UNITED NETWORK FOR ORGAN SHARING)

PRUETT Timothy

USA

WITTEN Celia

WHO (WORLD HEALTH ORGANISATION)

NU EZ Jose R.

NEW!

Guide to the quality and safety of **ORGANS FOR TRANSPLANTATION** 6TH EDITION



**FREE
DOWNLOAD!**



go.edqm.eu/dl

European Directorate
for the Quality of Medicines
& HealthCare

State-of-the-art
guidance for
professionals
involved in
donation and
transplantation of
human organs.

Helping to
ensure the
successful and
safe clinical
application of
human organs.

Paper copies of this guide
may be ordered from
www.edqm.eu/store

ISSN 2171-4118

www.edqm.eu

Free paper copies of this newsletter are available
from www.edqm.eu/store

